
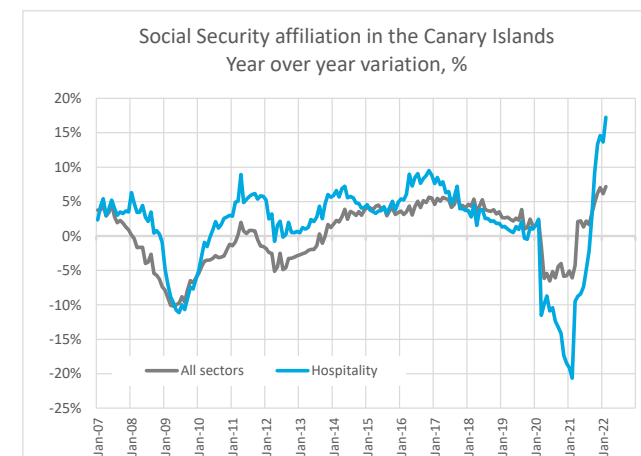
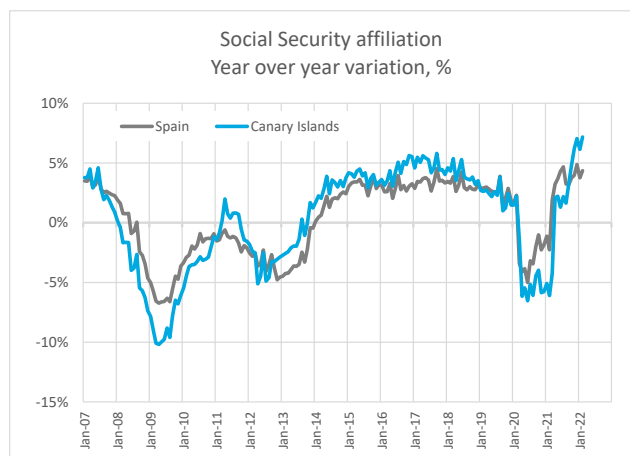


Employment data: Social Security affiliation and unemployment Canary Islands (February 2022)



Social Security affiliation

	Spain: All sectors	Canary Islands: All sectors	Canary Islands: hospitality and travel agencies
Jan-19	18,730,629	797,755	150,155
Feb-19	18,846,671	801,452	150,650
Jan-22	19,534,921	815,396	140,147
Feb-22	19,661,611	824,459	143,532
Month over month variation	126,690	9,063	3,385
Month over month variation (%)	0.6%	1.1%	2.4%
Year over year variation	814,940	23,007	-7,118
Year over year variation (%)	4.3%	2.9%	-4.7%



Unemployment

	Spain: All sectors	Canary Islands: All sectors	Canary Islands: hospitality and travel agencies
Jan-19	3,285,761	209,419	36,952
Feb-19	3,289,040	209,466	37,196
Jan-22	3,123,078	207,156	33,423
Feb-22	3,111,684	205,134	32,255
Month over month variation	-11,394	-2,022	-1,168
Month over month variation (%)	-0.4%	-1.0%	-3.5%
Year over year variation	-177,356	-4,332	-4,941
Year over year variation (%)	-5.4%	-2.1%	-13.3%

