
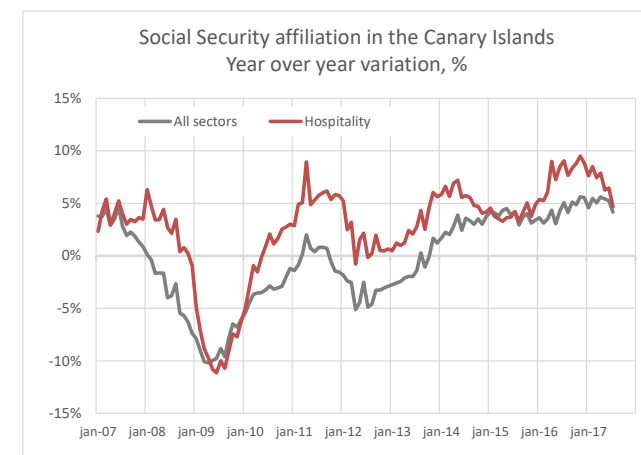
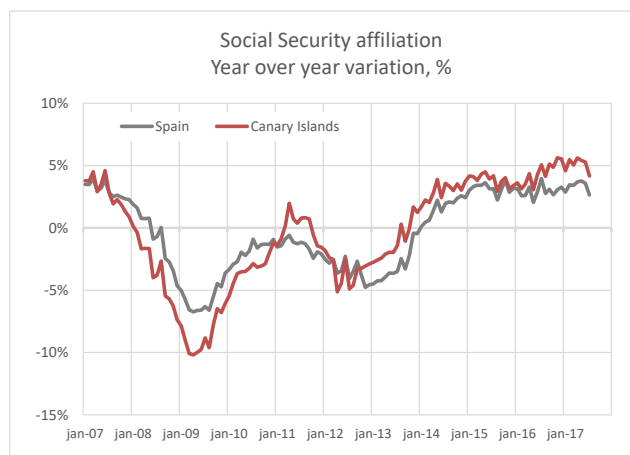


Employment data: Social Security affiliation and unemployment Canary Islands (July 2017)



Social Security affiliation

	Spain: All sectors	Canary Islands: All sectors	Canary Islands: hospitality and travel agencies
Jun-16	17,569,069	710,032	133,413
Jul-16	17,805,681	723,480	138,730
Jun-16	18,196,843	747,464	142,026
Jul-16	18,276,939	753,659	145,241
Month over month variation	80,096	6,195	3,215
Month over month variation (%)	0.4%	0.8%	2.3%
Year over year variation	471,258	30,179	6,511
Year over year variation (%)	2.6%	4.2%	4.7%



Unemployment

	Spain: All sectors	Canary Islands: All sectors	Canary Islands: hospitality and travel agencies
Jun-16	3,767,054	236,876	38,668
Jul-16	3,683,061	232,069	36,939
Jun-16	3,362,811	220,079	37,515
Jul-16	3,335,924	217,895	36,387
Month over month variation	-26,887	-2,184	-1,128
Month over month variation (%)	-0.8%	-1.0%	-3.0%
Year over year variation	-347,137	-14,174	-552
Year over year variation (%)	-9.4%	-6.1%	-1.5%

