


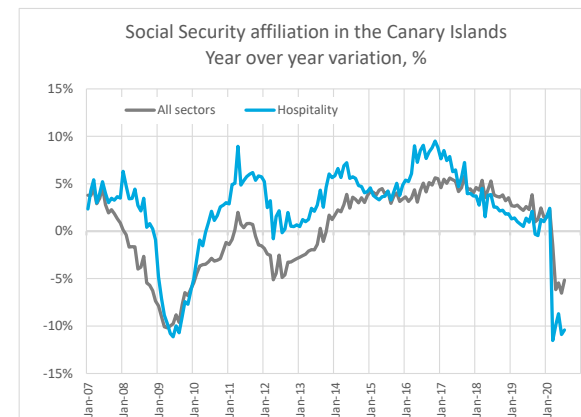
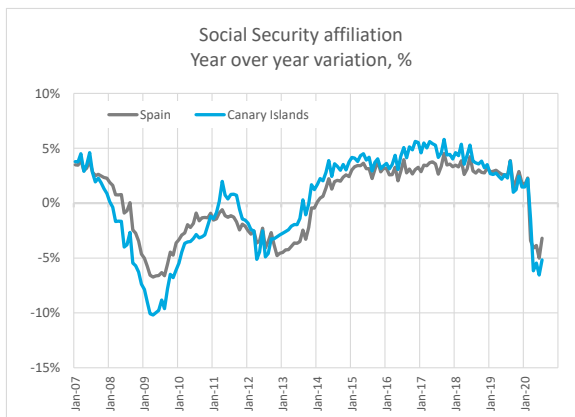
Employment data: Social Security affiliation and unemployment

Canary Islands (July 2020)



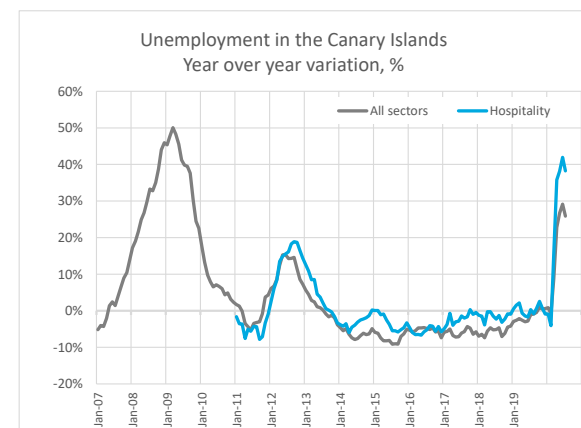
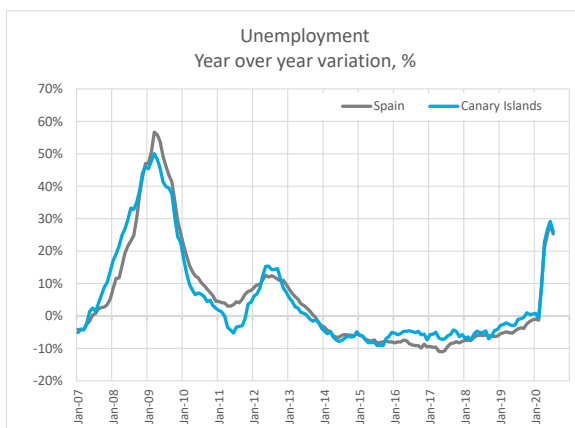
Social Security affiliation

	Spain: All sectors	Canary Islands: All sectors	Canary Islands: hospitality and travel agencies
Jun-19	19,458,689	807,457	149,524
Jul-19	19,290,343	800,376	150,346
Jun-20	18,484,270	754,651	133,236
Jul-20	18,673,847	759,074	134,685
Month over month variation	189,577	4,423	1,449
Month over month variation (%)	1.0%	0.6%	1.1%
Year over year variation	-616,496	-41,302	-15,661
Year over year variation (%)	-3.2%	-5.2%	-10.4%



Unemployment

	Spain: All sectors	Canary Islands: All sectors	Canary Islands: hospitality and travel agencies
Jun-19	3,015,686	202,683	36,329
Jul-19	3,011,433	204,662	35,652
Jun-20	3,862,883	261,714	51,660
Jul-20	3,773,034	257,649	49,387
Month over month variation	-89,849	-4,065	-2,273
Month over month variation (%)	-2.3%	-1.6%	-4.4%
Year over year variation	761,601	52,987	13,735
Year over year variation (%)	25.3%	25.9%	38.5%



Source: Ministerio de Empleo y Seguridad Social, IET.