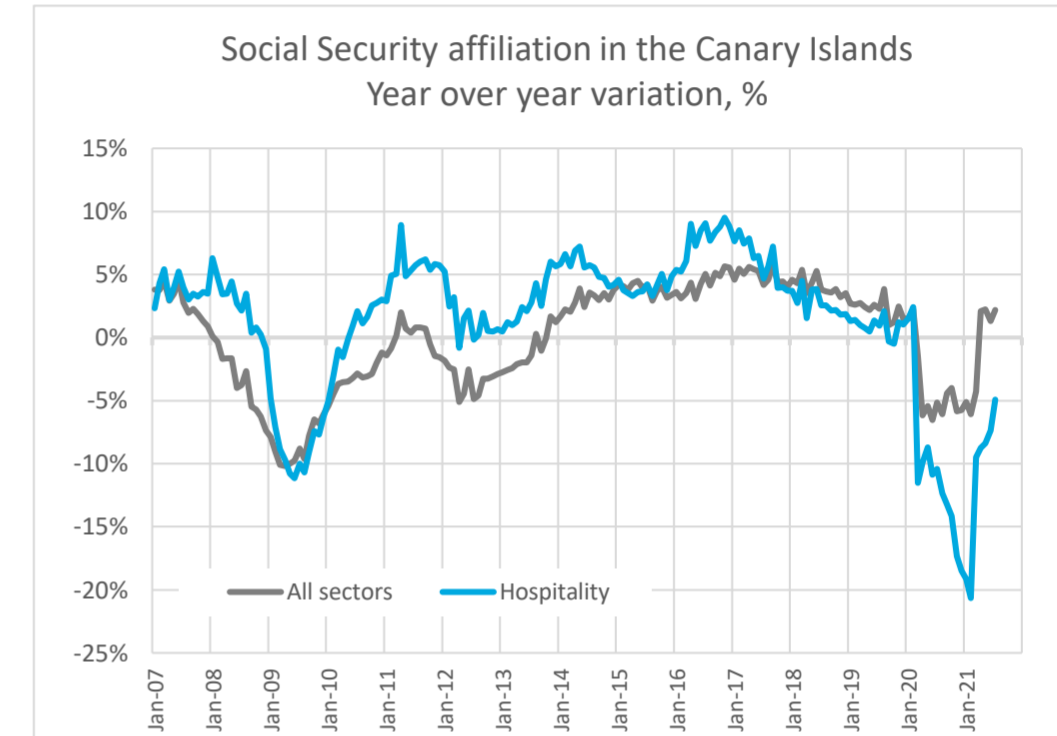
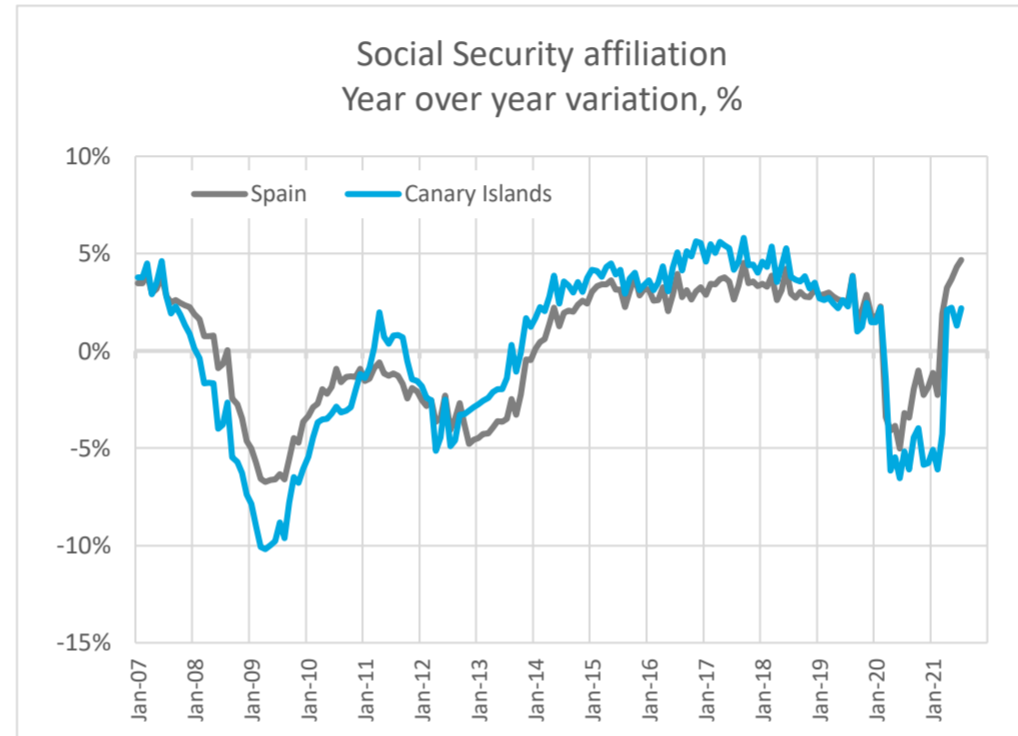


Employment data: Social Security affiliation and unemployment Canary Islands (July 2021)



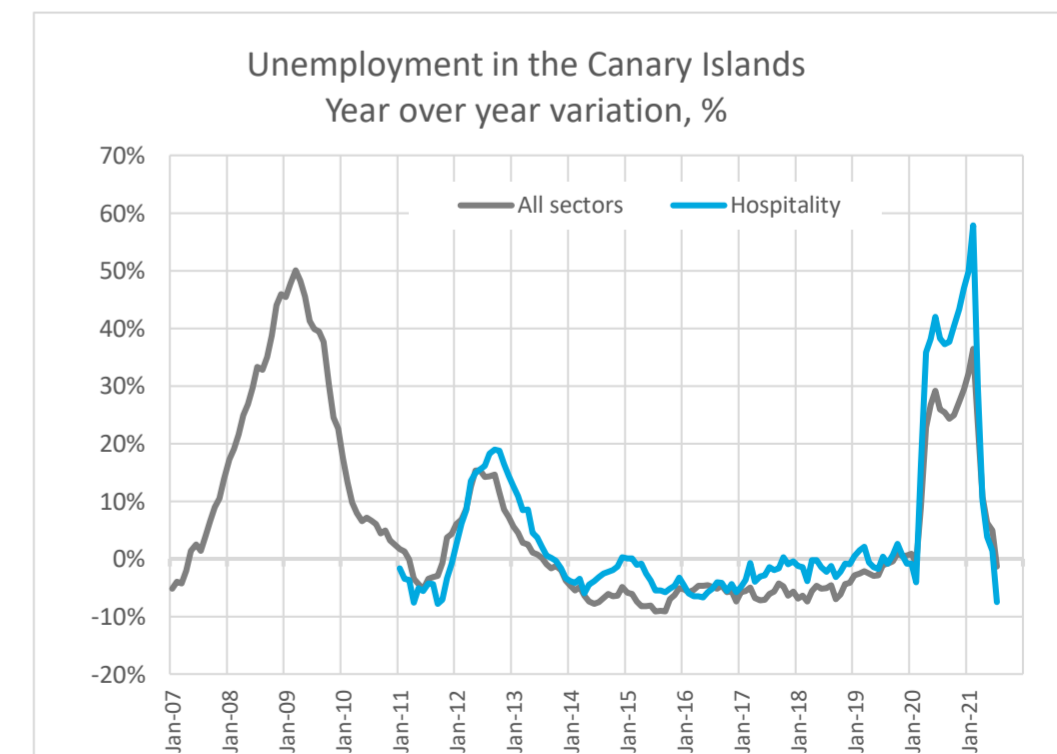
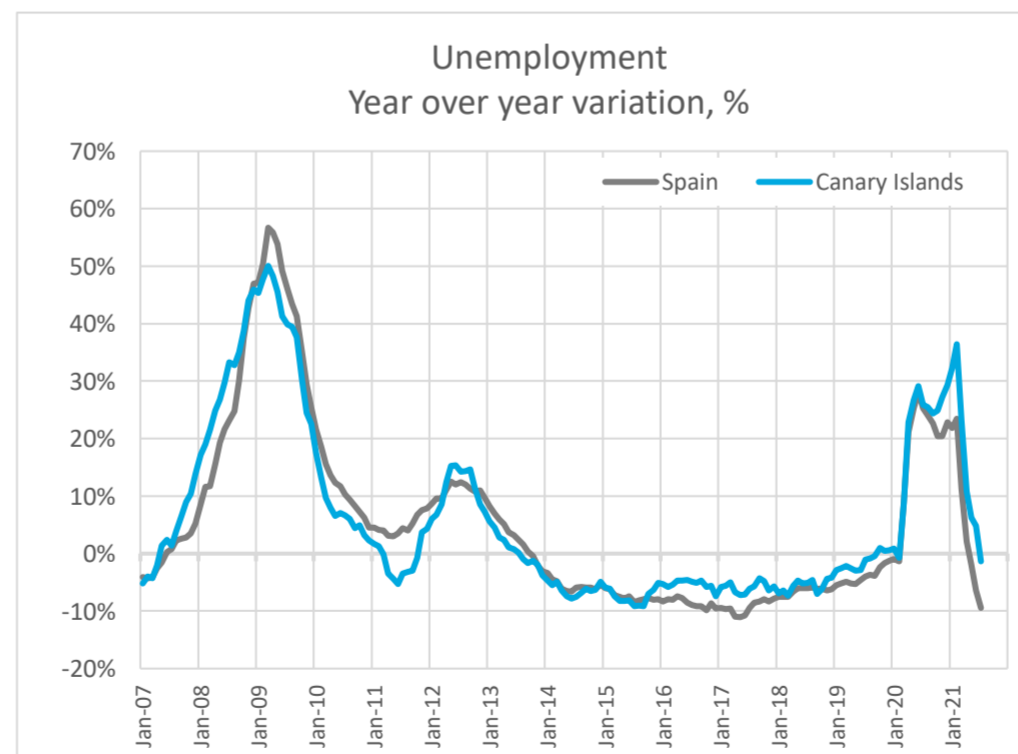
Social Security affiliation

	Spain: All sectors	Canary Islands: All sectors	Canary Islands: hospitality and travel agencies
Jun-19	19,458,689	807,457	149,524
Jul-19	19,290,343	800,376	150,346
Jun-21	19,280,520	764,508	123,435
Jul-21	19,546,843	775,632	128,045
Month over month variation	266,323	11,124	4,610
Month over month variation (%)	1.4%	1.5%	3.7%
Year over year variation	256,500	-24,744	-22,301
Year over year variation (%)	1.3%	-3.1%	-14.8%



Unemployment

	Spain: All sectors	Canary Islands: All sectors	Canary Islands: hospitality and travel agencies
Jun-19	3,015,686	202,683	36,329
Jul-19	3,011,433	204,662	35,652
Jun-21	3,614,339	274,475	52,352
Jul-21	3,416,498	254,101	45,685
Month over month variation	-197,841	-20,374	-6,667
Month over month variation (%)	-5.5%	-7.4%	-12.7%
Year over year variation	405,065	49,439	10,033
Year over year variation (%)	13.5%	24.2%	28.1%



Source: Ministerio de Empleo y Seguridad Social, IET.