
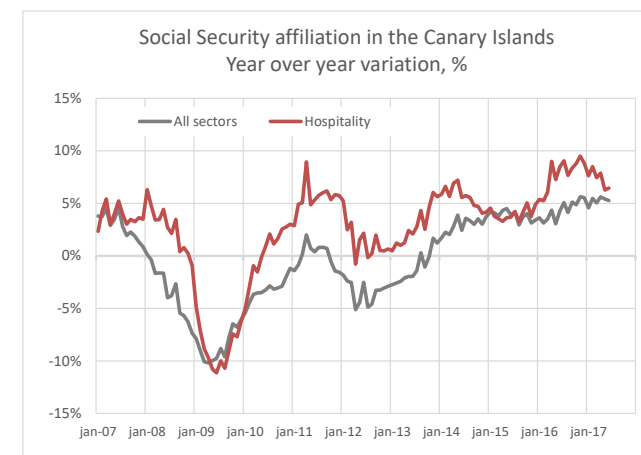
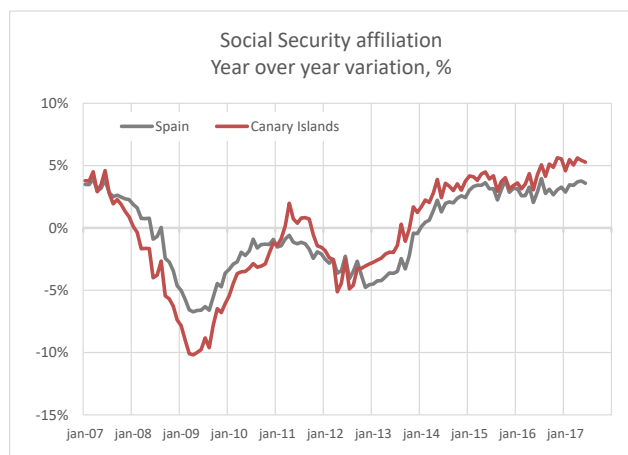


Employment data: Social Security affiliation and unemployment Canary Islands (June 2017)



Social Security affiliation

	Spain: All sectors	Canary Islands: All sectors	Canary Islands: hospitality and travel agencies
May-16	17,598,891	714,955	132,398
Jun-16	17,569,069	710,032	133,413
May-16	18,261,899	753,700	140,705
Jun-16	18,196,843	747,464	142,026
Month over month variation	-65,056	-6,236	1,321
Month over month variation (%)	-0.4%	-0.8%	0.9%
Year over year variation	627,774	37,432	8,613
Year over year variation (%)	3.6%	5.3%	6.5%



Unemployment

	Spain: All sectors	Canary Islands: All sectors	Canary Islands: hospitality and travel agencies
May-16	3,891,403	240,067	39,384
Jun-16	3,767,054	236,876	38,668
May-16	3,461,128	222,749	38,138
Jun-16	3,362,811	220,079	37,515
Month over month variation	-98,317	-2,670	-623
Month over month variation (%)	-2.8%	-1.2%	-1.6%
Year over year variation	-404,243	-16,797	-1,153
Year over year variation (%)	-10.7%	-7.1%	-3.0%

