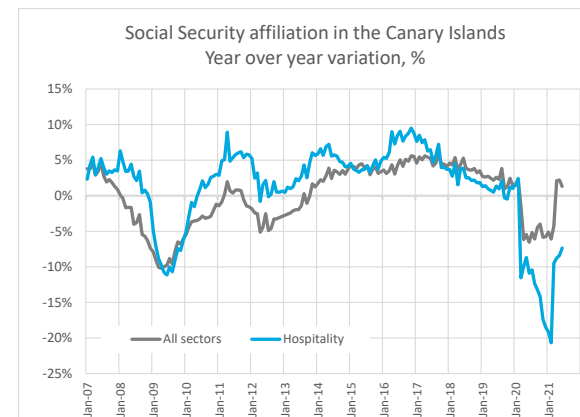
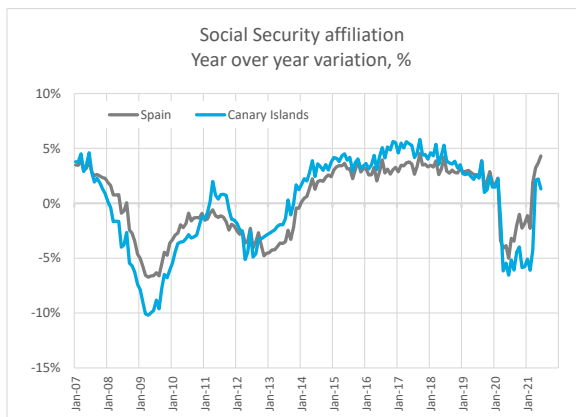


Employment data: Social Security affiliation and unemployment Canary Islands (June 2021)



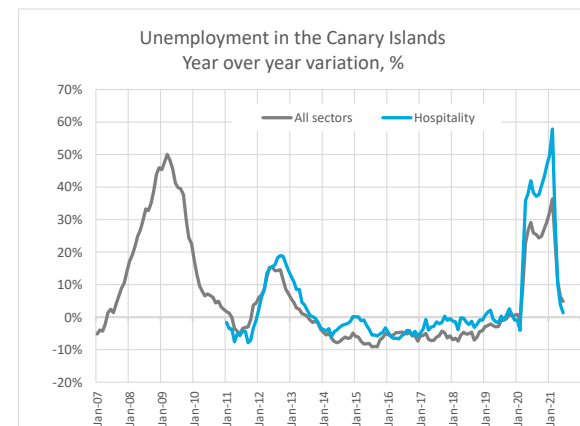
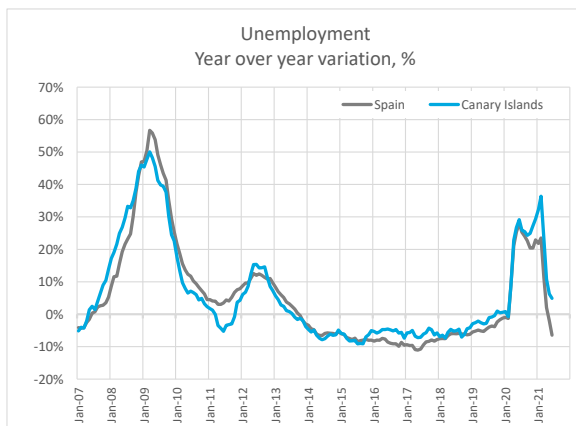
Social Security affiliation

	Spain: All sectors	Canary Islands: All sectors	Canary Islands: hospitality and travel agencies
May-19	19,327,792	803,800	146,754
Jun-19	19,458,689	807,457	149,524
May-21	19,267,221	776,792	122,736
Jun-21	19,280,520	764,508	123,435
Month over month variation	13,299	-12,284	699
Month over month variation (%)	0.1%	-1.6%	0.6%
Year over year variation	-178,169	-42,949	-26,089
Year over year variation (%)	-0.9%	-5.3%	-17.4%



Unemployment

	Spain: All sectors	Canary Islands: All sectors	Canary Islands: hospitality and travel agencies
May-19	3,079,491	206,041	37,505
Jun-19	3,015,686	202,683	36,329
May-21	3,781,250	277,417	53,895
Jun-21	3,614,339	274,475	52,352
Month over month variation	-166,911	-2,942	-1,543
Month over month variation (%)	-4.4%	-1.1%	-2.9%
Year over year variation	598,653	71,792	16,023
Year over year variation (%)	19.9%	35.4%	44.1%



Source: Ministerio de Empleo y Seguridad Social, IET.