
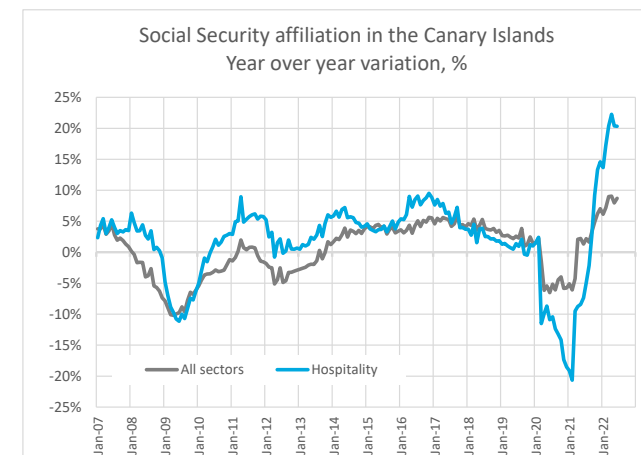
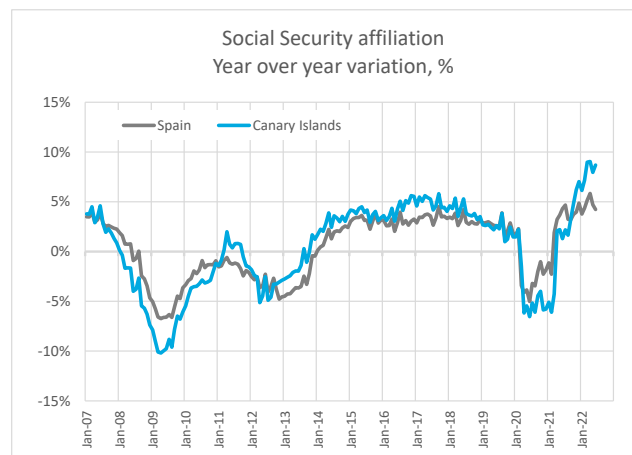


Employment data: Social Security affiliation and unemployment Canary Islands (June 2022)



Social Security affiliation

	Spain: All sectors	Canary Islands: All sectors	Canary Islands: hospitality and travel agencies
May-19	19,327,792	803,800	146,754
Jun-19	19,458,689	807,457	149,524
May-22	20,173,603	838,506	147,779
Jun-22	20,094,348	830,904	148,514
Month over month variation	-79,255	-7,602	735
Month over month variation (%)	-0.4%	-0.9%	0.5%
Year over year variation	635,659	23,447	-1,010
Year over year variation (%)	3.3%	2.9%	-0.7%



Unemployment

	Spain: All sectors	Canary Islands: All sectors	Canary Islands: hospitality and travel agencies
May-19	3,079,491	206,041	37,505
Jun-19	3,015,686	202,683	36,329
May-22	2,922,911	193,742	30,061
Jun-22	2,880,582	190,244	28,922
Month over month variation	-42,329	-3,498	-1,139
Month over month variation (%)	-1.4%	-1.8%	-3.8%
Year over year variation	-135,104	-12,439	-7,407
Year over year variation (%)	-4.5%	-6.1%	-20.4%

