
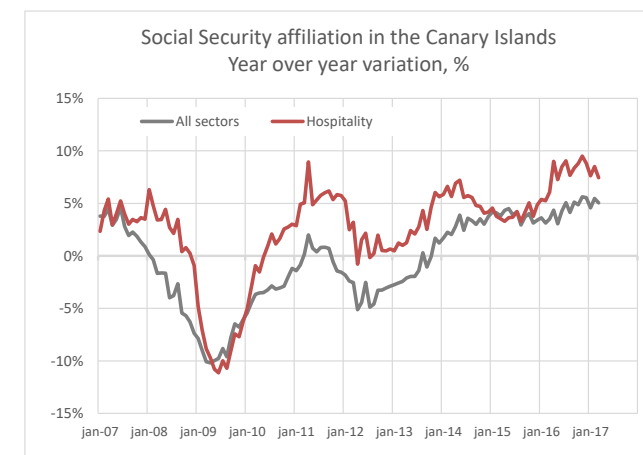
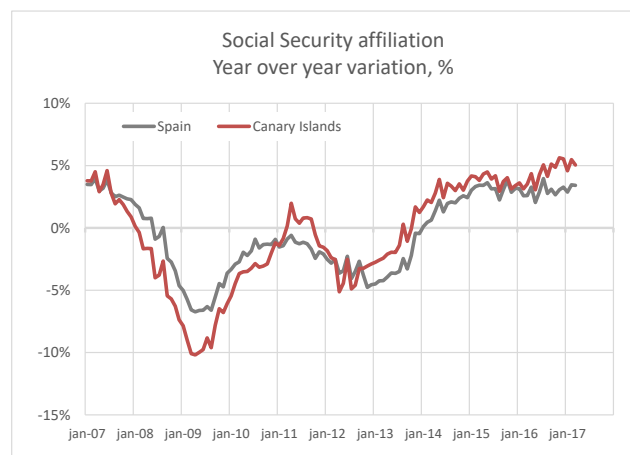


Employment data: Social Security affiliation and unemployment Canary Islands (March 2017)



Social Security affiliation

	Spain: All sectors	Canary Islands: All sectors	Canary Islands: hospitality and travel agencies
Feb-16	17,136,666	709,809	133,256
Mar-16	17,263,972	712,367	134,115
Feb-17	17,728,908	748,668	144,589
Mar-17	17,852,834	748,280	144,098
Month over month variation	123,926	-388	-491
Month over month variation (%)	0.7%	-0.1%	-0.3%
Year over year variation	588,862	35,913	9,983
Year over year variation (%)	3.4%	5.0%	7.4%



Unemployment

	Spain: All sectors	Canary Islands: All sectors	Canary Islands: hospitality and travel agencies
Feb-16	4,152,986	243,632	38,699
Mar-16	4,094,770	242,888	38,262
Feb-17	3,750,876	229,900	37,190
Mar-17	3,702,317	230,779	37,893
Month over month variation	-48,559	879	703
Month over month variation (%)	-1.3%	0.4%	1.9%
Year over year variation	-392,453	-12,109	-369
Year over year variation (%)	-9.6%	-5.0%	-1.0%

