

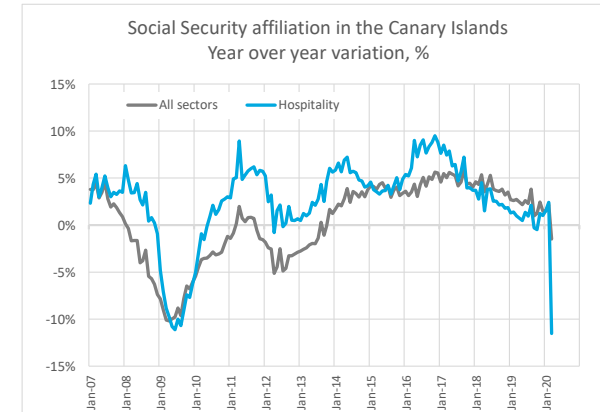
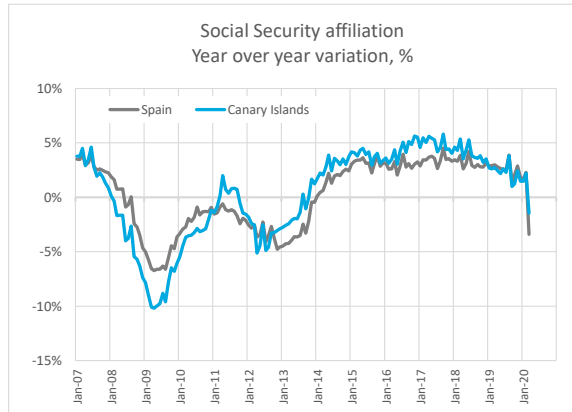
Employment data: Social Security affiliation and unemployment

Canary Islands (March 2020)



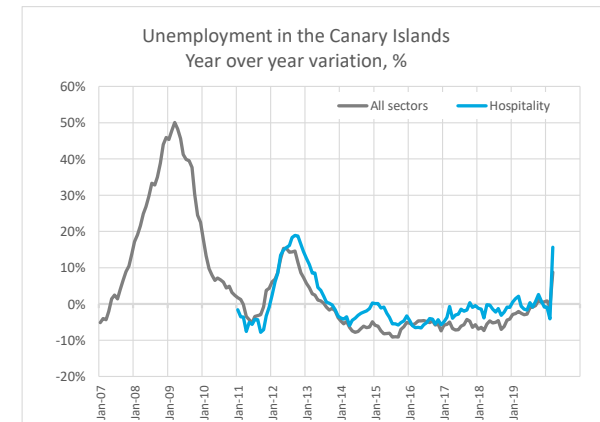
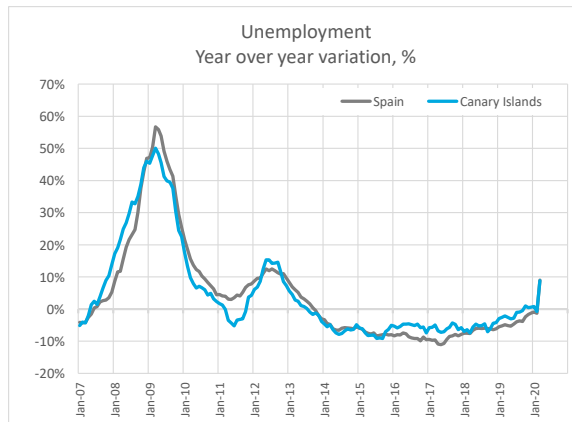
Social Security affiliation

	Spain: All sectors	Canary Islands: All sectors	Canary Islands: hospitality and travel agencies
February-19	18,846,671	801,452	150,650
March-19	19,096,989	810,047	152,095
February-20	19,279,415	819,216	154,291
March-20	18,445,436	798,177	134,570
Month over month variation	-833,979	-21,039	-19,721
Month over month variation (%)	-4.3%	-2.6%	-12.8%
Year over year variation	-651,553	-11,870	-17,525
Year over year variation (%)	-3.4%	-1.5%	-11.5%



Unemployment

	Spain: All sectors	Canary Islands: All sectors	Canary Islands: hospitality and travel agencies
February-19	3,289,040	209,466	37,196
March-19	3,255,084	209,235	37,220
February-20	3,246,047	207,837	35,733
March-20	3,548,312	227,634	43,056
Month over month variation	302,265	19,797	7,323
Month over month variation (%)	9.3%	9.5%	20.5%
Year over year variation	293,228	18,399	5,836
Year over year variation (%)	9.0%	8.8%	15.7%



Source: Ministerio de Empleo y Seguridad Social, IET.