

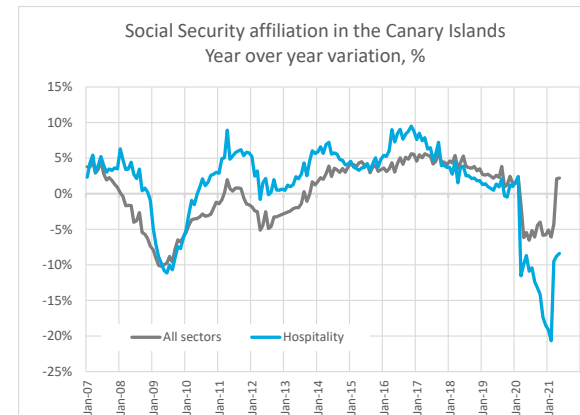
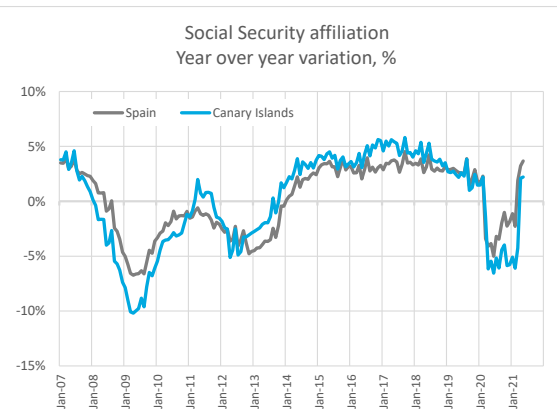
Employment data: Social Security affiliation and unemployment

Canary Islands (May 2021)



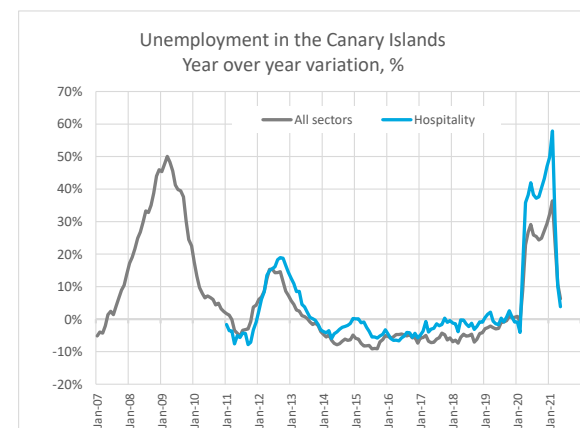
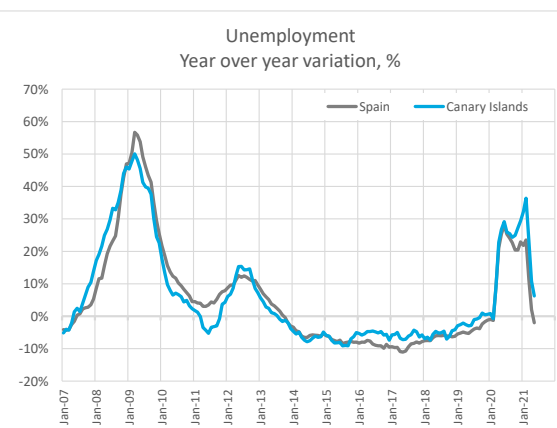
Social Security affiliation

	Spain: All sectors	Canary Islands: All sectors	Canary Islands: hospitality and travel agencies
Apr-19	19,182,644	803,739	147,834
May-19	19,327,792	803,800	146,754
Apr-21	18,989,916	770,009	121,523
May-21	19,267,221	776,792	122,736
Month over month variation	277,305	6,783	1,213
Month over month variation (%)	1.5%	0.9%	1.0%
Year over year variation	-60,571	-27,008	-24,018
Year over year variation (%)	-0.3%	-3.4%	-16.4%



Unemployment

	Spain: All sectors	Canary Islands: All sectors	Canary Islands: hospitality and travel agencies
Apr-19	3,163,566	207,618	37,106
May-19	3,079,491	206,041	37,505
Apr-21	3,910,628	282,523	55,583
May-21	3,781,250	277,417	53,895
Month over month variation	-129,378	-5,106	-1,688
Month over month variation (%)	-3.3%	-1.8%	-3.0%
Year over year variation	701,759	71,376	16,390
Year over year variation (%)	22.8%	34.6%	43.7%



Source: Ministerio de Empleo y Seguridad Social, IET.