
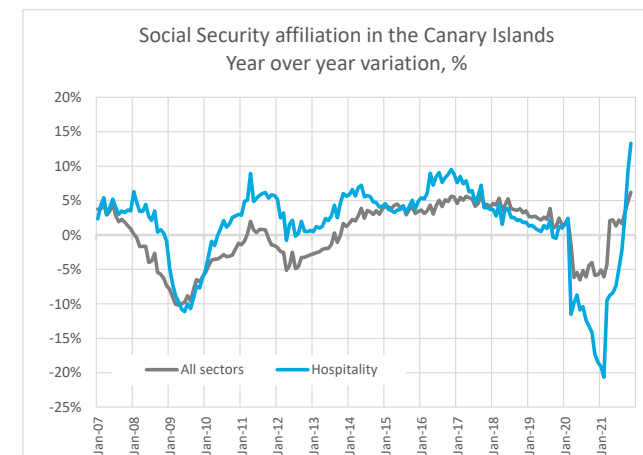
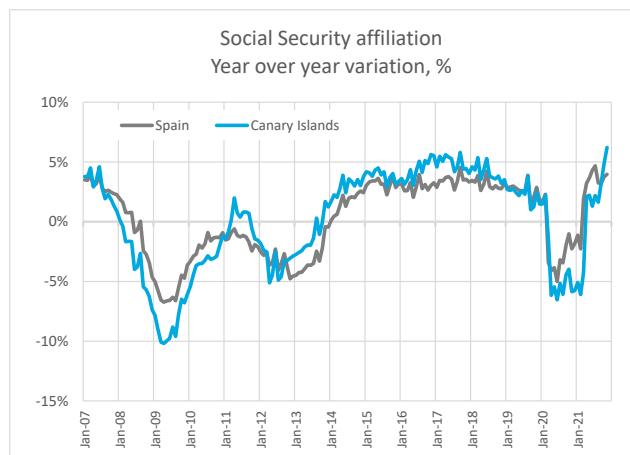


Employment data: Social Security affiliation and unemployment Canary Islands (November 2021)



Social Security affiliation

	Spain: All sectors	Canary Islands: All sectors	Canary Islands: hospitality and travel agencies
Oct-19	19,181,445	813,762	151,534
Nov-19	19,415,313	827,256	154,885
Oct-21	19,699,513	819,277	142,095
Nov-21	19,726,818	827,197	145,086
Month over month variation	27,305	7,920	2,991
Month over month variation (%)	0.1%	1.0%	2.1%
Year over year variation	311,505	-59	-9,799
Year over year variation (%)	1.6%	0.0%	-6.3%



Unemployment

	Spain: All sectors	Canary Islands: All sectors	Canary Islands: hospitality and travel agencies
Oct-19	3,177,659	210,131	36,929
Nov-19	3,198,184	210,893	37,011
Oct-21	3,257,068	208,316	32,924
Nov-21	3,182,687	206,431	32,236
Month over month variation	-74,381	-1,885	-688
Month over month variation (%)	-2.3%	-0.9%	-2.1%
Year over year variation	-15,497	-4,462	-4,775
Year over year variation (%)	-0.5%	-2.1%	-12.9%

