
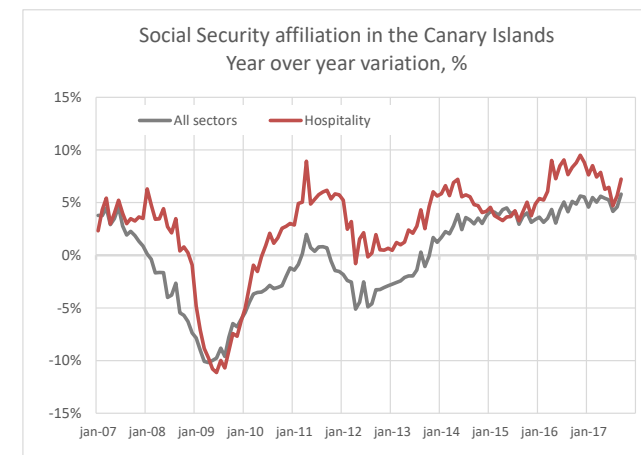
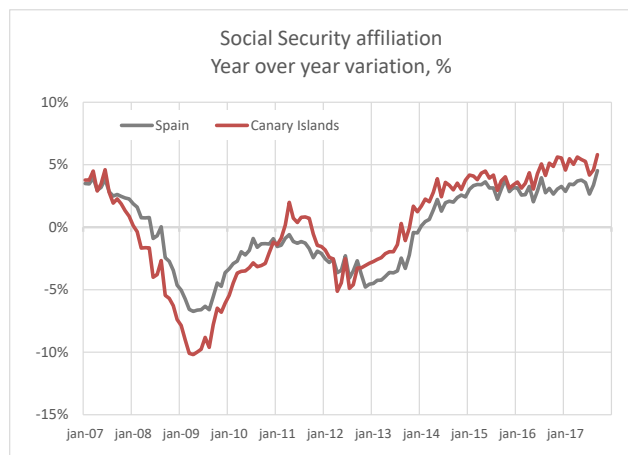


# Employment data: Social Security affiliation and unemployment Canary Islands (September 2017)



## Social Security affiliation

	Spain: All sectors	Canary Islands: All sectors	Canary Islands: hospitality and travel agencies
Aug-16	17,452,445	715,544	137,752
Sep-16	17,603,313	732,704	138,753
Aug-16	18,040,193	748,349	145,545
Sep-16	18,400,141	775,262	148,789
Month over month variation	359,948	26,913	3,244
Month over month variation (%)	2.0%	3.6%	2.2%
Year over year variation	796,828	42,558	10,036
Year over year variation (%)	4.5%	5.8%	7.2%



## Unemployment

	Spain: All sectors	Canary Islands: All sectors	Canary Islands: hospitality and travel agencies
Aug-16	3,697,496	230,185	36,824
Sep-16	3,720,297	230,901	37,055
Aug-16	3,382,324	217,045	36,048
Sep-16	3,410,182	221,006	36,452
Month over month variation	27,858	3,961	404
Month over month variation (%)	0.8%	1.8%	1.1%
Year over year variation	-310,115	-9,895	-603
Year over year variation (%)	-8.3%	-4.3%	-1.6%

