

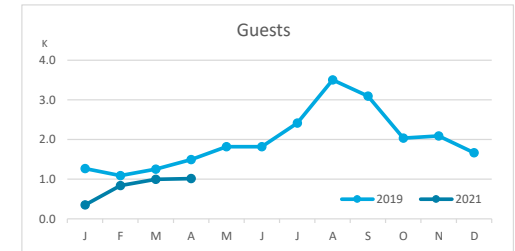
Main tourist accommodation indicators

EL HIERRO (January - April 2021)



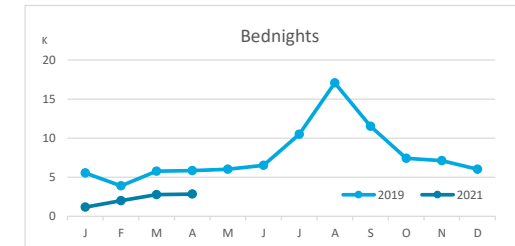
GUESTS BY ACCOMMODATION TYPE (*)

	Breakdown by accommodation type											
	TOTAL				Hotels				Apartments			
	Abroad	Mainland	Canary Islands	Total	Abroad	Mainland	Canary Islands	Total	Abroad	Mainland	Canary Islands	Total
Jan-Apr19	1,672	696	2,740	5,108	1,354	626	1,232	3,212	318	70	1,508	1,896
Jan-Apr21	400	486	2,316	3,202	348	423	1,525	2,296	52	63	791	906
Change	-1,272	-210	-424	-1,906	-1,006	-203	293	-916	-266	-7	-717	-990
Change, %	-76.1%	-30.2%	-15.5%	-37.3%	-74.3%	-32.4%	23.8%	-28.5%	-83.6%	-10.0%	-47.5%	-52.2%



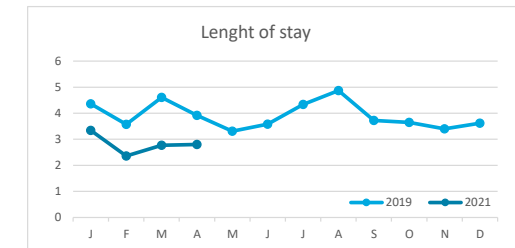
BEDNIGHTS

	Breakdown by accommodation type											
	TOTAL				Hotels				Apartments			
	Abroad	Mainland	Canary Islands	Total	Abroad	Mainland	Canary Islands	Total	Abroad	Mainland	Canary Islands	Total
Jan-Apr19	8,230	2,929	9,911	21,070	6,554	2,728	4,006	13,288	1,676	201	5,905	7,782
Jan-Apr21	1,271	1,875	5,609	8,755	1,053	1,637	3,321	6,011	218	238	2,288	2,744
Change	-6,959	-1,054	-4,302	-12,315	-5,501	-1,091	-685	-7,277	-1,458	37	-3,617	-5,038
Change, %	-84.6%	-36.0%	-43.4%	-58.4%	-83.9%	-40.0%	-17.1%	-54.8%	-87.0%	18.4%	-61.3%	-64.7%

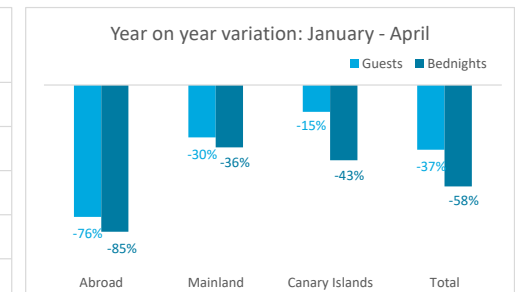
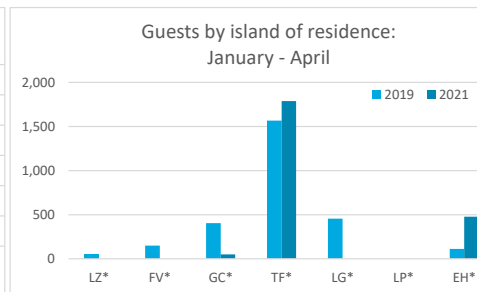
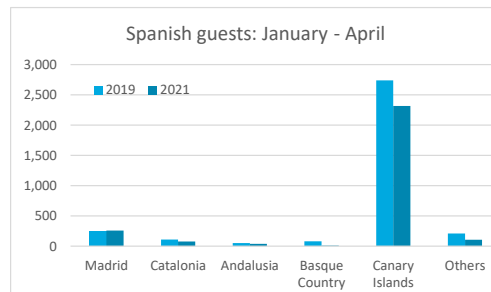
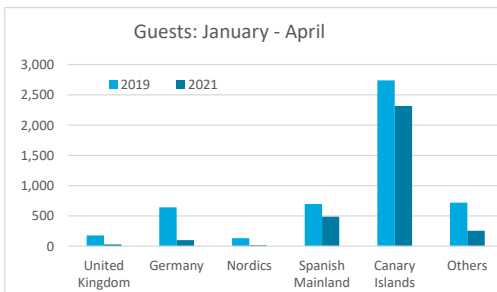


LENGHT OF STAY

	Breakdown by accommodation type											
	TOTAL				Hotels				Apartments			
	Abroad	Mainland	Canary Islands	Total	Abroad	Mainland	Canary Islands	Total	Abroad	Mainland	Canary Islands	Total
Jan-Apr19	4.9	4.2	3.6	4.1	4.8	4.4	3.3	4.1	5.3	2.9	3.9	4.1
Jan-Apr21	3.2	3.9	2.4	2.7	3.0	3.9	2.2	2.6	4.2	3.8	2.9	3.0
Change	-1.7	-0.4	-1.2	-1.4	-1.8	-0.5	-1.1	-1.5	-1.1	0.9	-1.0	-1.1



GUESTS AND BEDNIGHTS BY PLACE OF RESIDENCE



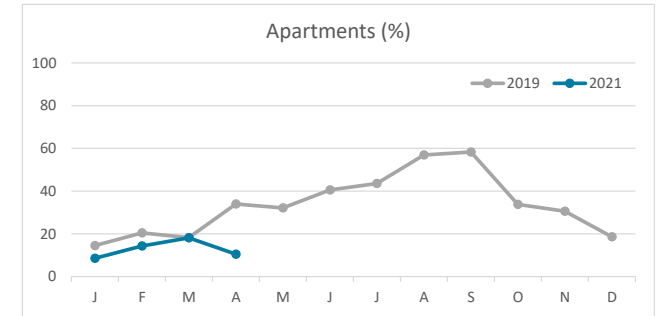
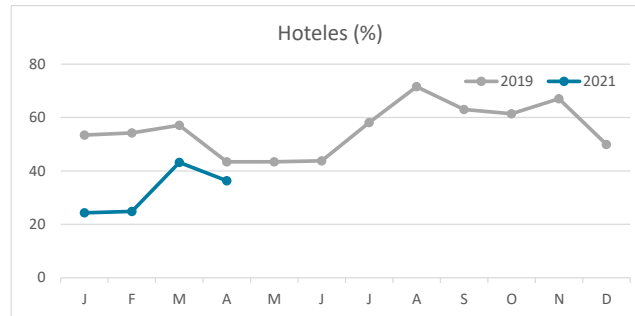
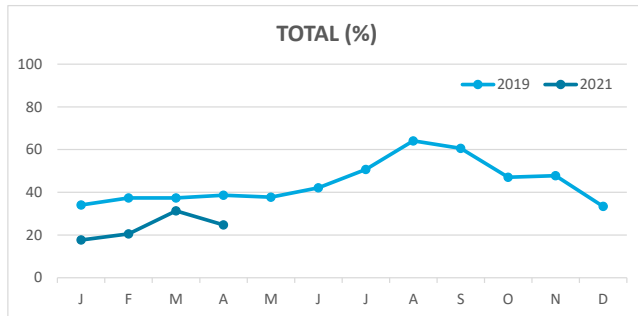
Note: LZ* (Lanzarote), FV* (Fuerteventura), GC* (Gran Canaria), TF* (Tenerife), LG* (La Gomera), LP* (La Palma) and EH* (El Hierro).
TOTAL does not coincide with the sum of hotel and non-hotel accommodations, since between April and June 2020 the breakdown by islands was not published.

Main tourist accommodation indicators

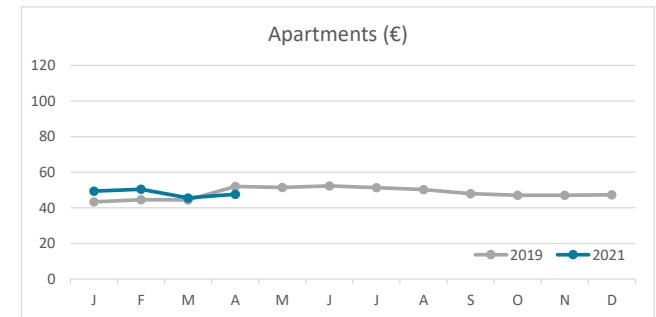
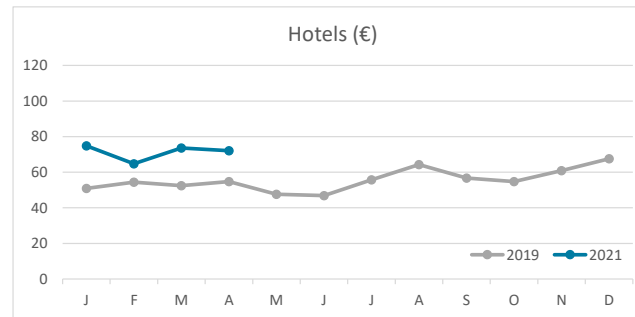
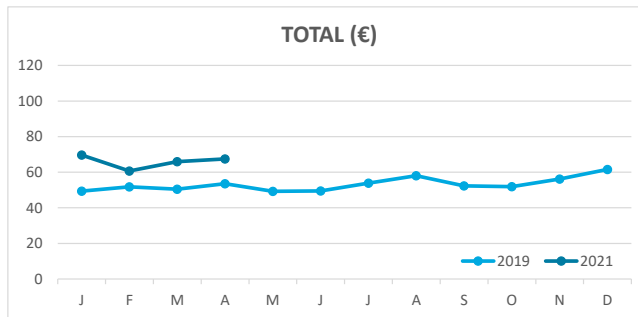
EL HIERRO (January - April 2021)



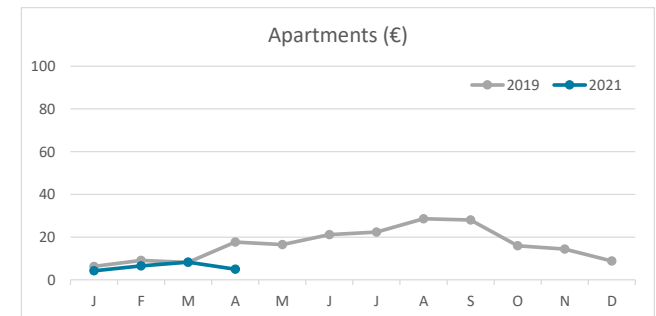
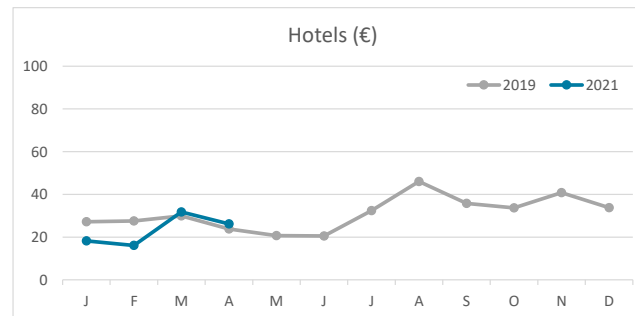
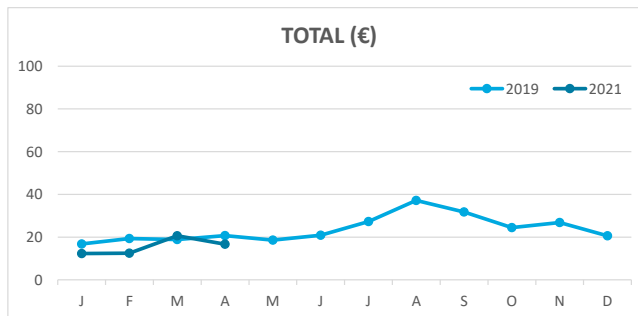
OCCUPANCY RATE PER ROOM / APARTMENT



ADR (Average Daily Rate)



REVPAR (Revenue Per Available Room)



Note: "Guests indicator" refers to number of guests checking in as new arrivals.
Source: Encuestas de Alojamiento Turístico (ISTAC)