

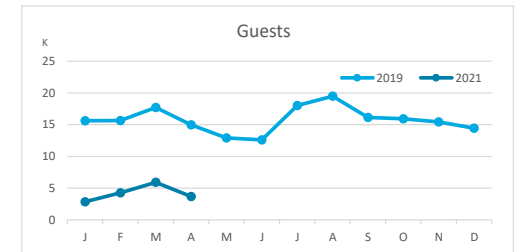
Main tourist accommodation indicators

LA GOMERA (January - April 2021)



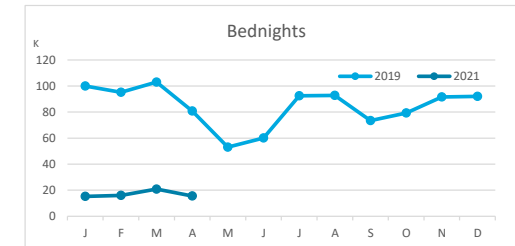
GUESTS BY ACCOMMODATION TYPE (*)

	Breakdown by accommodation type											
	TOTAL				Hotels				Apartments			
	Abroad	Mainland	Canary Islands	Total	Abroad	Mainland	Canary Islands	Total	Abroad	Mainland	Canary Islands	Total
Jan-Apr19	41,134	3,348	19,469	63,951	24,592	2,565	12,438	39,595	16,542	783	7,031	24,356
Jan-Apr21	6,139	956	9,623	16,718	3,853	611	6,422	10,886	2,286	345	3,201	5,832
Change	-34,995	-2,392	-9,846	-47,233	-20,739	-1,954	-6,016	-28,709	-14,256	-438	-3,830	-18,524
Change, %	-85.1%	-71.4%	-50.6%	-73.9%	-84.3%	-76.2%	-48.4%	-72.5%	-86.2%	-55.9%	-54.5%	-76.1%



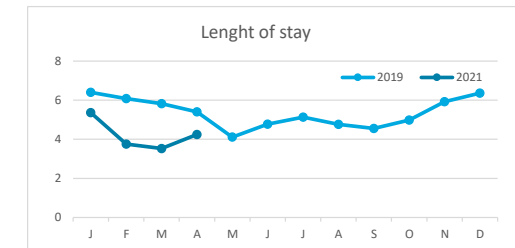
BEDNIGHTS

	Breakdown by accommodation type											
	TOTAL				Hotels				Apartments			
	Abroad	Mainland	Canary Islands	Total	Abroad	Mainland	Canary Islands	Total	Abroad	Mainland	Canary Islands	Total
Jan-Apr19	326,266	8,480	44,269	379,015	161,789	5,816	24,137	191,742	164,477	2,664	20,132	187,273
Jan-Apr21	42,697	2,949	22,160	67,806	22,033	1,970	13,462	37,465	20,664	979	8,698	30,341
Change	-283,569	-5,531	-22,109	-311,209	-139,756	-3,846	-10,675	-154,277	-143,813	-1,685	-11,434	-156,932
Change, %	-86.9%	-65.2%	-49.9%	-82.1%	-86.4%	-66.1%	-44.2%	-80.5%	-87.4%	-63.3%	-56.8%	-83.8%

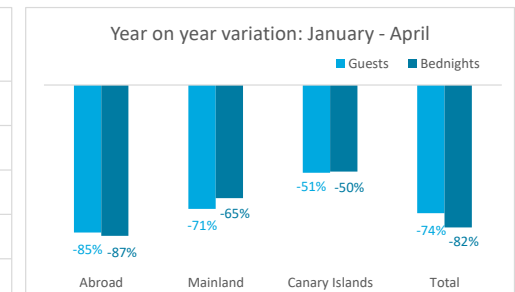
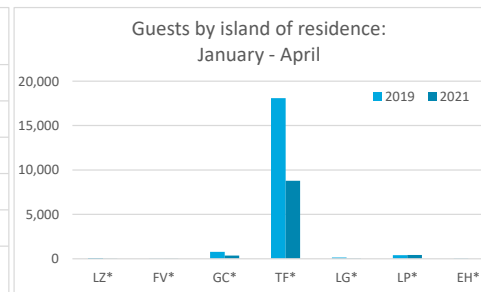
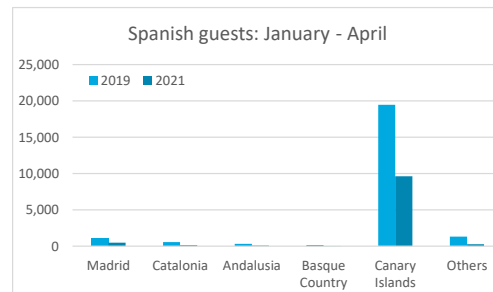
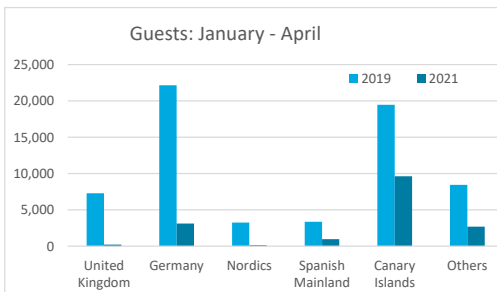


LENGHT OF STAY

	Breakdown by accommodation type											
	TOTAL				Hotels				Apartments			
	Abroad	Mainland	Canary Islands	Total	Abroad	Mainland	Canary Islands	Total	Abroad	Mainland	Canary Islands	Total
Jan-Apr19	7.9	2.5	2.3	5.9	6.6	2.3	1.9	4.8	9.9	3.4	2.9	7.7
Jan-Apr21	7.0	3.1	2.3	4.1	5.7	3.2	2.1	3.4	9.0	2.8	2.7	5.2
Change	-1.0	0.6	0.0	-1.9	-0.9	1.0	0.2	-1.4	-0.9	-0.6	-0.1	-2.5



GUESTS AND BEDNIGHTS BY PLACE OF RESIDENCE



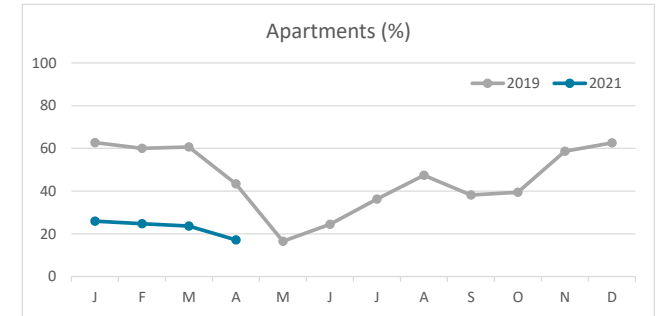
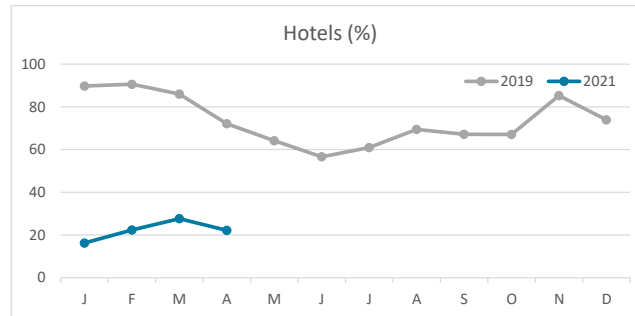
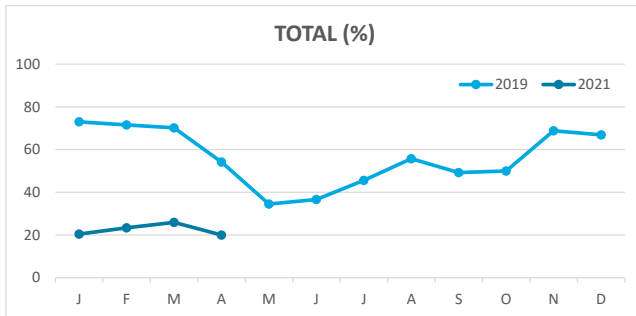
Note: LZ* (Lanzarote), FV* (Fuerteventura), GC* (Gran Canaria), TF* (Tenerife), LG* (La Gomera), LP* (La Palma) and EH* (El Hierro).
 TOTAL does not coincide with the sum of hotel and non-hotel accommodations, since between April and June 2020 the breakdown by islands was not published.

Main tourist accommodation indicators

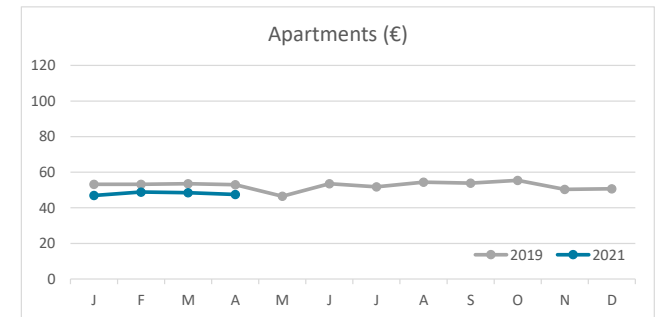
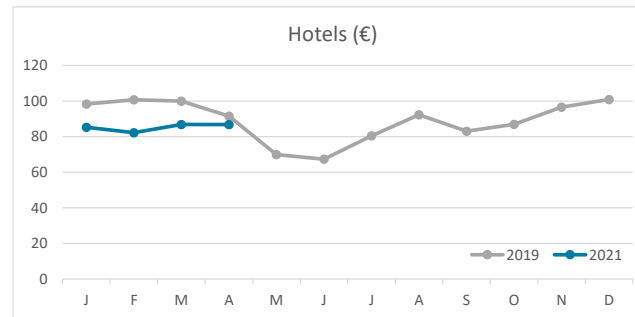
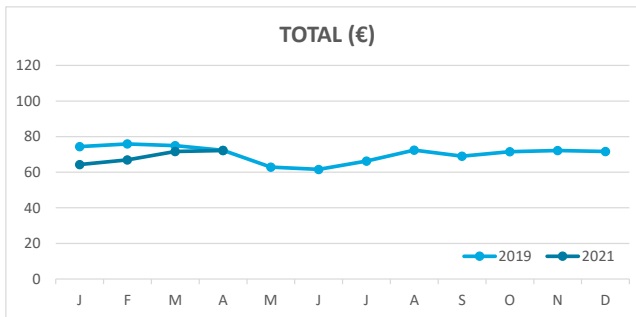
LA GOMERA (January - April 2021)



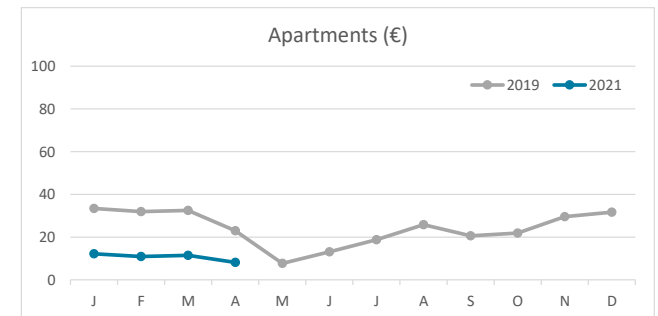
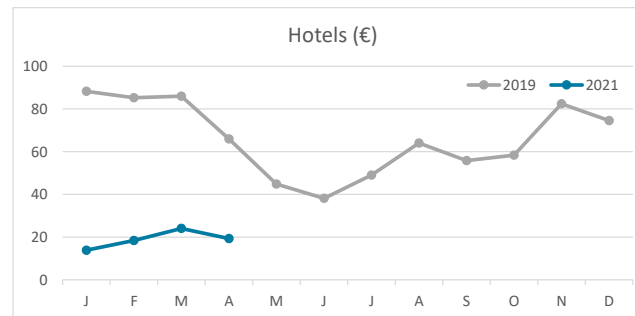
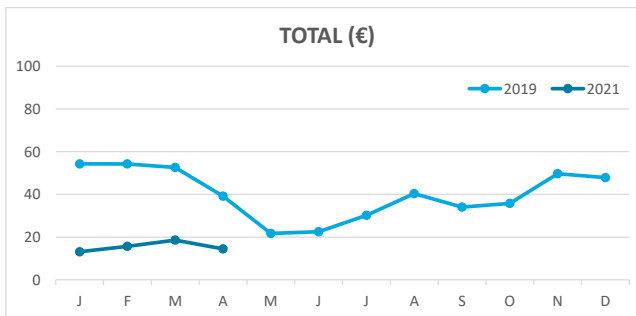
OCCUPANCY RATE PER ROOM / APARTMENT



ADR (Average Daily Rate)



REVPAR (Revenue Per Available Room)



Note: "Guests indicator" refers to number of guests checking in as new arrivals.
 Source: Encuestas de Alojamiento Turístico (ISTAC)