

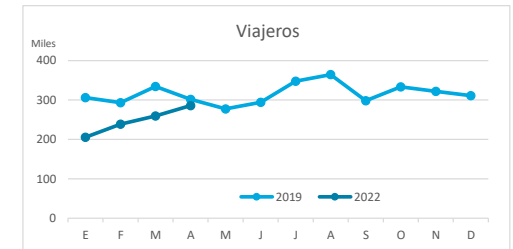
# Principales indicadores de alojamiento turístico

## GRAN CANARIA (hasta abril de 2022)



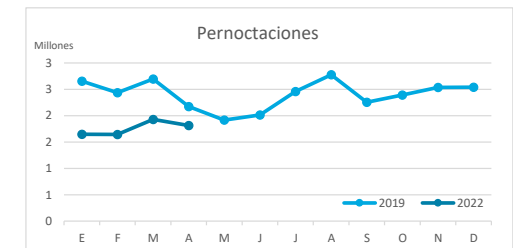
### VIAJEROS EN ALOJAMIENTO TURÍSTICO

	TOTAL				Detalle según tipo de alojamiento							
					Hotelero				Extrahotelero			
	Extranjeros	Peninsulares	Canarios	Total	Extranjeros	Peninsulares	Canarios	Total	Extranjeros	Peninsulares	Canarios	Total
ene-abr19	1.044.822	80.992	109.931	<b>1.235.745</b>	688.236	74.107	67.783	<b>830.126</b>	356.586	6.885	42.148	<b>405.619</b>
ene-abr22	793.874	89.462	106.748	<b>990.084</b>	614.691	82.223	76.826	<b>773.740</b>	179.183	7.239	29.922	<b>216.344</b>
Dif	<b>-250.948</b>	8.470	<b>-3.183</b>	<b>-245.661</b>	<b>-73.545</b>	8.116	9.043	<b>-56.386</b>	<b>-177.403</b>	354	<b>-12.226</b>	<b>-189.275</b>
Dif, %	<b>-24,0%</b>	10,5%	<b>-2,9%</b>	<b>-19,9%</b>	<b>-10,7%</b>	11,0%	13,3%	<b>-6,8%</b>	<b>-49,8%</b>	5,1%	<b>-29,0%</b>	<b>-46,7%</b>



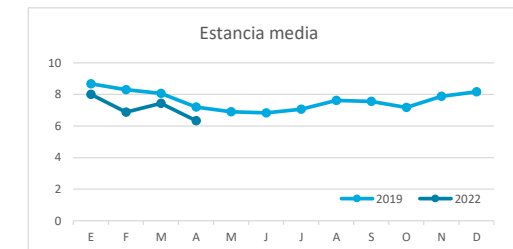
### PERNOCTACIONES

	TOTAL				Detalle según tipo de alojamiento							
					Hotelero				Extrahotelero			
	Extranjeros	Peninsulares	Canarios	Total	Extranjeros	Peninsulares	Canarios	Total	Extranjeros	Peninsulares	Canarios	Total
ene-abr19	9.266.499	341.236	353.778	<b>9.961.513</b>	5.516.927	297.306	188.748	<b>6.002.981</b>	3.749.572	43.930	165.030	<b>3.958.532</b>
ene-abr22	6.353.721	351.098	326.801	<b>7.031.620</b>	4.576.161	313.865	203.754	<b>5.093.780</b>	1.777.560	37.233	123.047	<b>1.937.840</b>
Dif	<b>-2.912.778</b>	9.862	<b>-26.977</b>	<b>-2.929.893</b>	<b>-940.766</b>	16.559	15.006	<b>-909.201</b>	<b>-1.972.012</b>	<b>-6.697</b>	<b>-41.983</b>	<b>-2.020.692</b>
Dif, %	<b>-31,4%</b>	2,9%	<b>-7,6%</b>	<b>-29,4%</b>	<b>-17,1%</b>	5,6%	8,0%	<b>-15,1%</b>	<b>-52,6%</b>	<b>-15,2%</b>	<b>-25,4%</b>	<b>-51,0%</b>

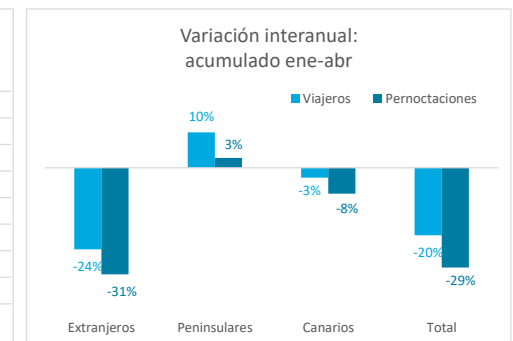
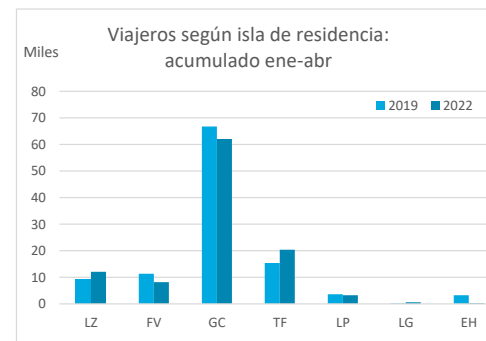
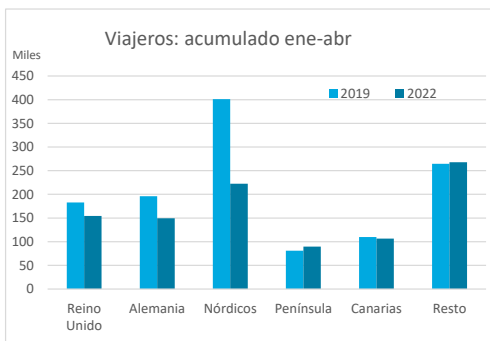


### ESTANCIA MEDIA

	TOTAL				Detalle según tipo de alojamiento							
					Hotelero				Extrahotelero			
	Extranjeros	Peninsulares	Canarios	Total	Extranjeros	Peninsulares	Canarios	Total	Extranjeros	Peninsulares	Canarios	Total
ene-abr19	8,9	4,2	3,2	<b>8,1</b>	8,0	4,0	2,8	<b>7,2</b>	10,5	6,4	3,9	<b>9,8</b>
ene-abr22	8,0	3,9	3,1	<b>7,1</b>	7,4	3,8	2,7	<b>6,6</b>	9,9	5,1	4,1	<b>9,0</b>
Dif	<b>-0,9</b>	<b>-0,3</b>	<b>-0,2</b>	<b>-1,0</b>	<b>-0,6</b>	<b>-0,2</b>	<b>-0,1</b>	<b>-0,6</b>	<b>-0,6</b>	<b>-1,2</b>	0,2	<b>-0,8</b>

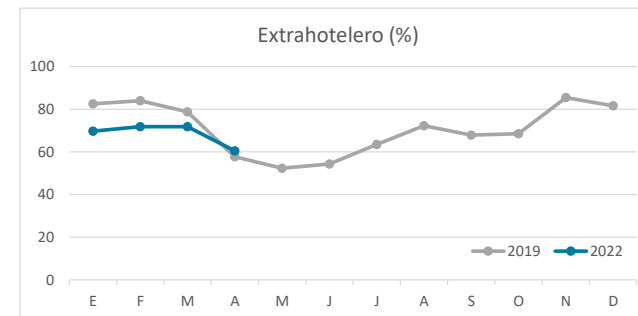
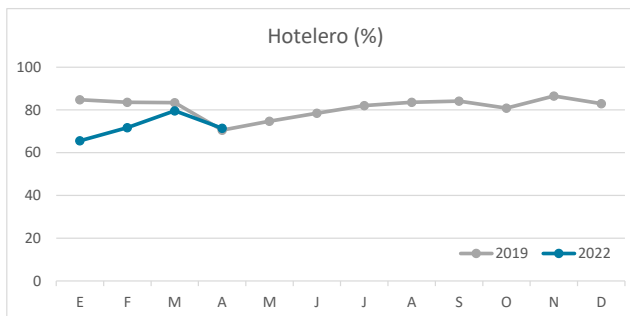
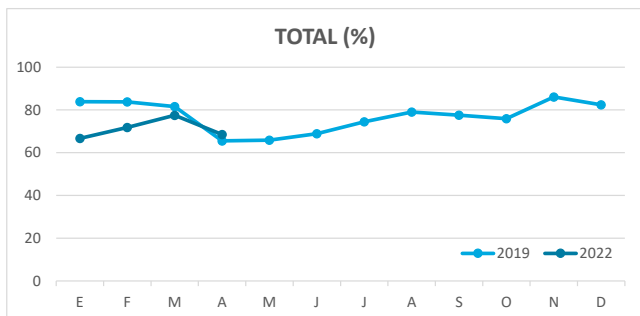


### DETALLE VIAJEROS Y PERNOCTACIONES SEGÚN LUGAR DE RESIDENCIA

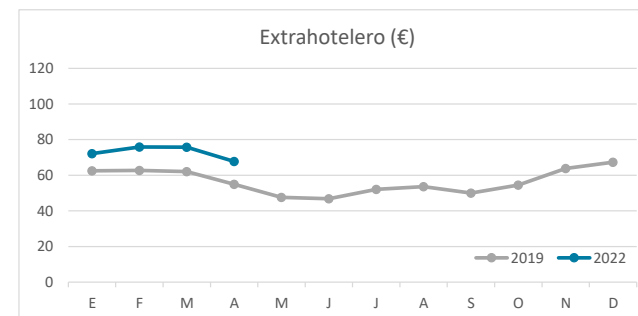
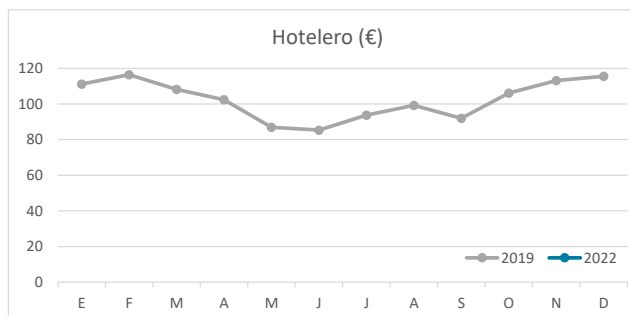
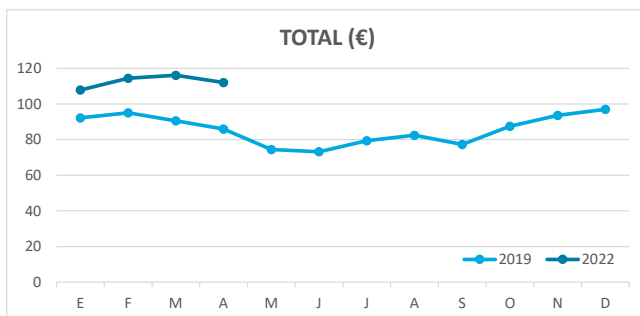


# Principales indicadores de alojamiento turístico GRAN CANARIA (hasta abril de 2022)

## ÍNDICE DE OCUPACIÓN POR HABITACIÓN / APARTAMENTO



## ADR (tarifa media diaria)



## REVPAR (ingreso por habitación/apartamento disponible)

