

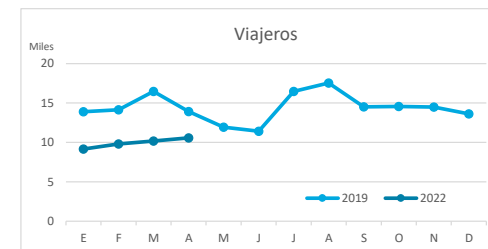
# Principales indicadores de alojamiento turístico

## LA GOMERA (hasta abril de 2022)



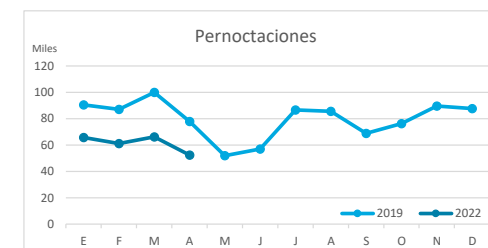
### VIAJEROS EN ALOJAMIENTO TURÍSTICO

	TOTAL				Detalle según tipo de alojamiento							
					Hotelero				Extrahotelero			
	Extranjeros	Peninsulares	Canarios	Total	Extranjeros	Peninsulares	Canarios	Total	Extranjeros	Peninsulares	Canarios	Total
ene-abr19	40.145	1.269	17.038	<b>58.452</b>	24.698	678	11.130	<b>36.506</b>	15.447	591	5.908	<b>21.946</b>
ene-abr22	27.356	1.346	11.015	<b>39.717</b>	17.568	1.001	7.510	<b>26.079</b>	9.788	345	3.505	<b>13.638</b>
Dif	<b>-12.789</b>	<b>77</b>	<b>-6.023</b>	<b>-18.735</b>	<b>-7.130</b>	<b>323</b>	<b>-3.620</b>	<b>-10.427</b>	<b>-5.659</b>	<b>-246</b>	<b>-2.403</b>	<b>-8.308</b>
Dif, %	<b>-31,9%</b>	<b>6,1%</b>	<b>-35,4%</b>	<b>-32,1%</b>	<b>-28,9%</b>	<b>47,6%</b>	<b>-32,5%</b>	<b>-28,6%</b>	<b>-36,6%</b>	<b>-41,6%</b>	<b>-40,7%</b>	<b>-37,9%</b>



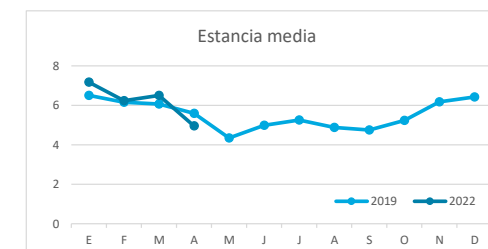
### PERNOCTACIONES

	TOTAL				Detalle según tipo de alojamiento							
					Hotelero				Extrahotelero			
	Extranjeros	Peninsulares	Canarios	Total	Extranjeros	Peninsulares	Canarios	Total	Extranjeros	Peninsulares	Canarios	Total
ene-abr19	312.531	3.744	39.110	<b>355.385</b>	161.864	1.907	21.850	<b>185.621</b>	150.667	1.837	17.260	<b>169.764</b>
ene-abr22	213.915	4.203	27.356	<b>245.474</b>	110.116	3.092	16.350	<b>129.558</b>	103.799	1.111	11.006	<b>115.916</b>
Dif	<b>-98.616</b>	<b>459</b>	<b>-11.754</b>	<b>-109.911</b>	<b>-51.748</b>	<b>1.185</b>	<b>-5.500</b>	<b>-56.063</b>	<b>-46.868</b>	<b>-726</b>	<b>-6.254</b>	<b>-53.848</b>
Dif, %	<b>-31,6%</b>	<b>12,3%</b>	<b>-30,1%</b>	<b>-30,9%</b>	<b>-32,0%</b>	<b>62,1%</b>	<b>-25,2%</b>	<b>-30,2%</b>	<b>-31,1%</b>	<b>-39,5%</b>	<b>-36,2%</b>	<b>-31,7%</b>

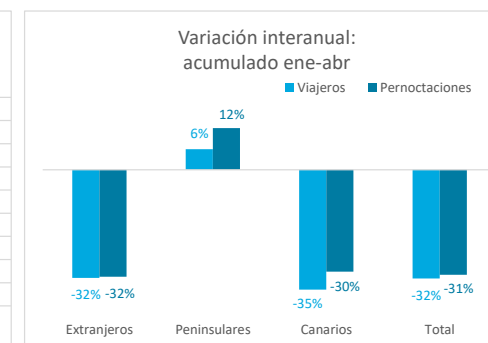
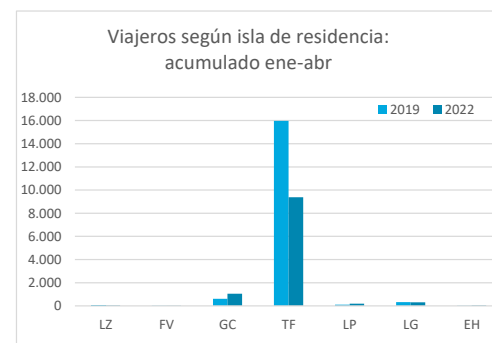
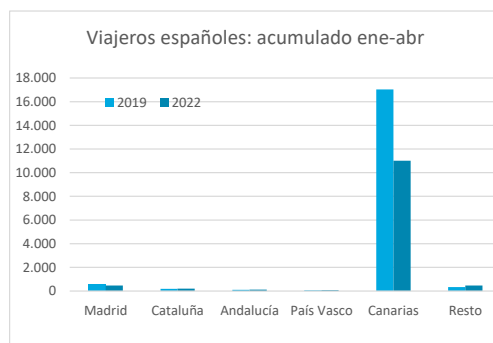
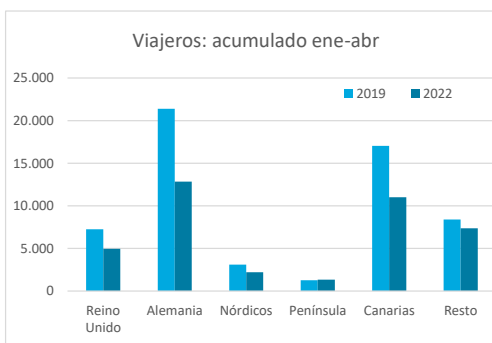


### ESTANCIA MEDIA

	TOTAL				Detalle según tipo de alojamiento							
					Hotelero				Extrahotelero			
	Extranjeros	Peninsulares	Canarios	Total	Extranjeros	Peninsulares	Canarios	Total	Extranjeros	Peninsulares	Canarios	Total
ene-abr19	7,8	3,0	2,3	<b>6,1</b>	6,6	2,8	2,0	<b>5,1</b>	9,8	3,1	2,9	<b>7,7</b>
ene-abr22	7,8	3,1	2,5	<b>6,2</b>	6,3	3,1	2,2	<b>5,0</b>	10,6	3,2	3,1	<b>8,5</b>
Dif	0,0	0,2	0,2	<b>0,1</b>	<b>-0,3</b>	0,3	0,2	<b>-0,1</b>	0,9	0,1	0,2	<b>0,8</b>



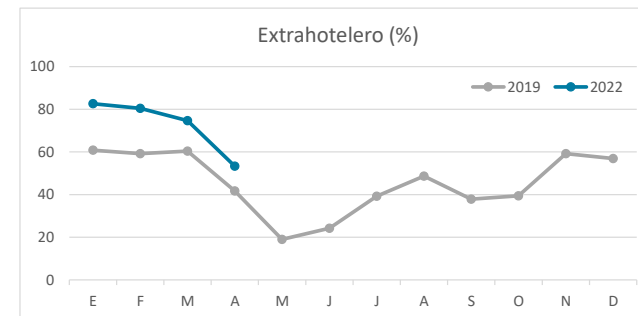
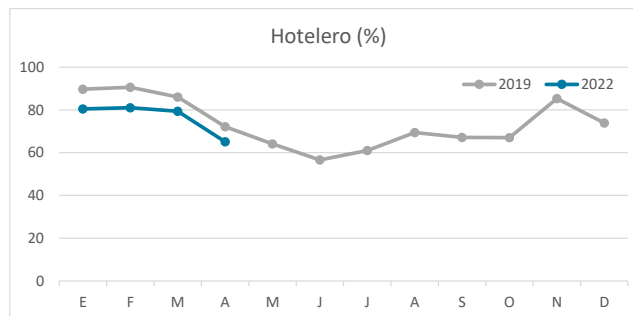
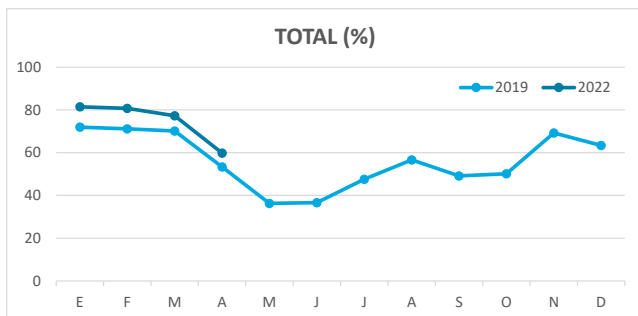
### DETALLE VIAJEROS Y PERNOCTACIONES SEGÚN LUGAR DE RESIDENCIA



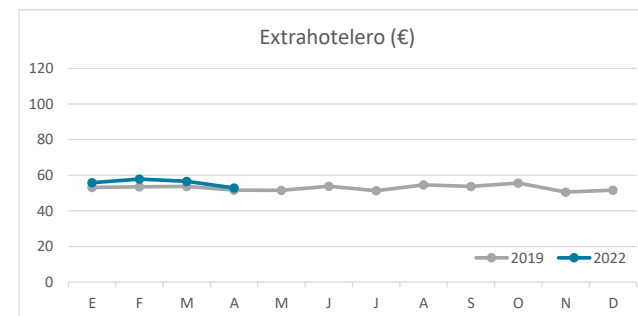
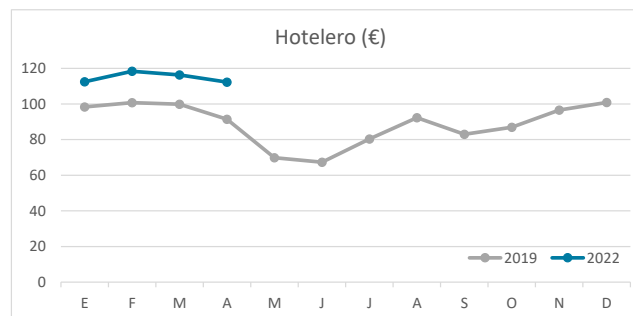
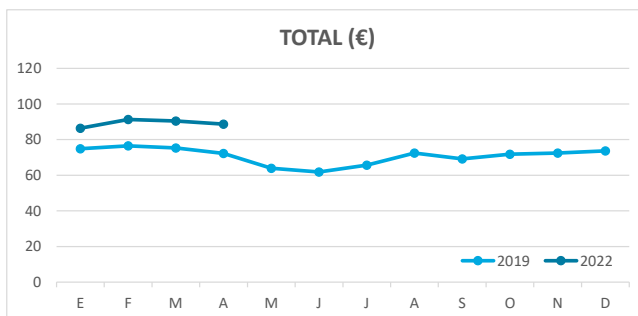
# Principales indicadores de alojamiento turístico

## LA GOMERA (hasta abril de 2022)

### ÍNDICE DE OCUPACIÓN POR HABITACIÓN / APARTAMENTO



### ADR (tarifa media diaria)



### REVPAR (ingreso por habitación/apartamento disponible)

