

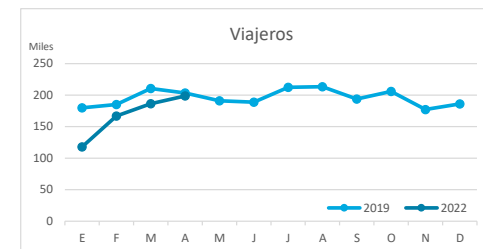
# Principales indicadores de alojamiento turístico

## LANZAROTE (hasta abril de 2022)



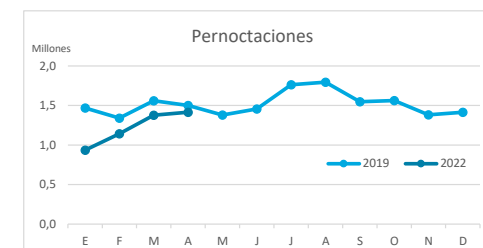
### VIAJEROS EN ALOJAMIENTO TURÍSTICO

	TOTAL				Detalle según tipo de alojamiento							
					Hotelero				Extrahotelero			
	Extranjeros	Peninsulares	Canarios	Total	Extranjeros	Peninsulares	Canarios	Total	Extranjeros	Peninsulares	Canarios	Total
ene-abr19	703.502	50.374	25.342	<b>779.218</b>	474.422	42.242	15.569	<b>532.233</b>	229.080	8.132	9.773	<b>246.985</b>
ene-abr22	580.526	60.869	28.601	<b>669.996</b>	413.362	51.292	17.215	<b>481.869</b>	167.164	9.577	11.386	<b>188.127</b>
Dif	<b>-122.976</b>	10.495	3.259	<b>-109.222</b>	<b>-61.060</b>	9.050	1.646	<b>-50.364</b>	<b>-61.916</b>	1.445	1.613	<b>-58.858</b>
Dif, %	<b>-17,5%</b>	20,8%	12,9%	<b>-14,0%</b>	<b>-12,9%</b>	21,4%	10,6%	<b>-9,5%</b>	<b>-27,0%</b>	17,8%	16,5%	<b>-23,8%</b>



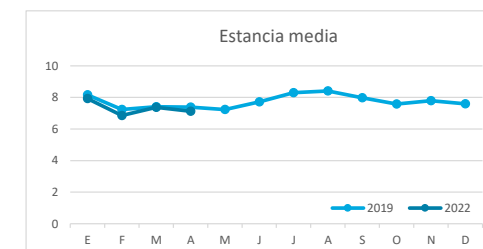
### PERNOCTACIONES

	TOTAL				Detalle según tipo de alojamiento							
					Hotelero				Extrahotelero			
	Extranjeros	Peninsulares	Canarios	Total	Extranjeros	Peninsulares	Canarios	Total	Extranjeros	Peninsulares	Canarios	Total
ene-abr19	5.504.937	265.171	100.955	<b>5.871.063</b>	3.501.829	216.302	46.474	<b>3.764.605</b>	2.003.108	48.869	54.481	<b>2.106.458</b>
ene-abr22	4.438.964	302.581	128.634	<b>4.870.179</b>	3.002.742	237.792	65.050	<b>3.305.584</b>	1.436.222	64.789	63.584	<b>1.564.595</b>
Dif	<b>-1.065.973</b>	37.410	27.679	<b>-1.000.884</b>	<b>-499.087</b>	21.490	18.576	<b>-459.021</b>	<b>-566.886</b>	15.920	9.103	<b>-541.863</b>
Dif, %	<b>-19,4%</b>	14,1%	27,4%	<b>-17,0%</b>	<b>-14,3%</b>	9,9%	40,0%	<b>-12,2%</b>	<b>-28,3%</b>	32,6%	16,7%	<b>-25,7%</b>

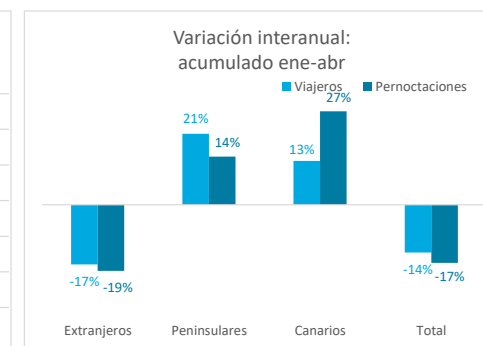
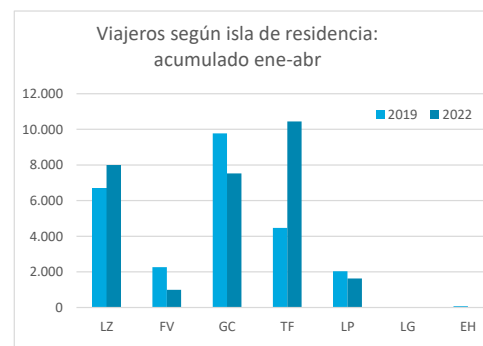
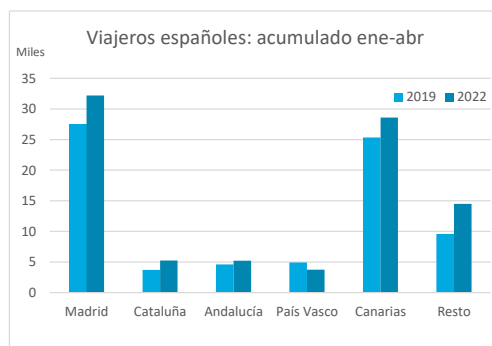
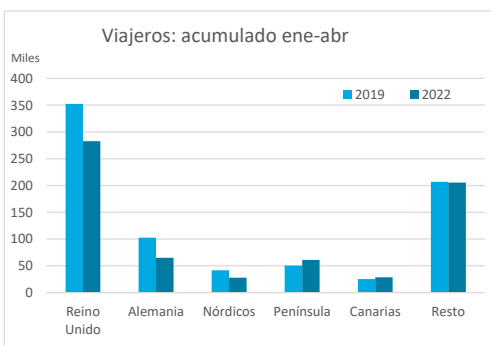


### ESTANCIA MEDIA

	TOTAL				Detalle según tipo de alojamiento							
					Hotelero				Extrahotelero			
	Extranjeros	Peninsulares	Canarios	Total	Extranjeros	Peninsulares	Canarios	Total	Extranjeros	Peninsulares	Canarios	Total
ene-abr19	7,8	5,3	4,0	<b>7,5</b>	7,4	5,1	3,0	<b>7,1</b>	8,7	6,0	5,6	<b>8,5</b>
ene-abr22	7,6	5,0	4,5	<b>7,3</b>	7,3	4,6	3,8	<b>6,9</b>	8,6	6,8	5,6	<b>8,3</b>
Dif	<b>-0,2</b>	<b>-0,3</b>	0,5	<b>-0,3</b>	<b>-0,1</b>	<b>-0,5</b>	0,8	<b>-0,2</b>	<b>-0,2</b>	0,8	0,0	<b>-0,2</b>

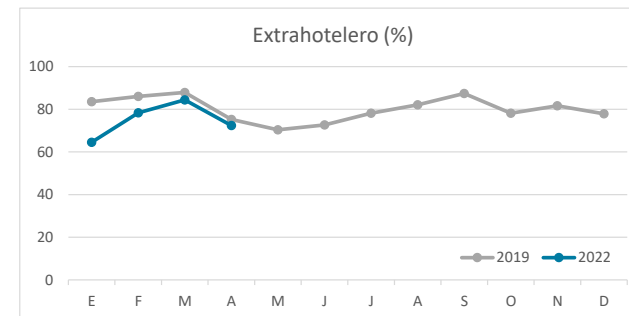
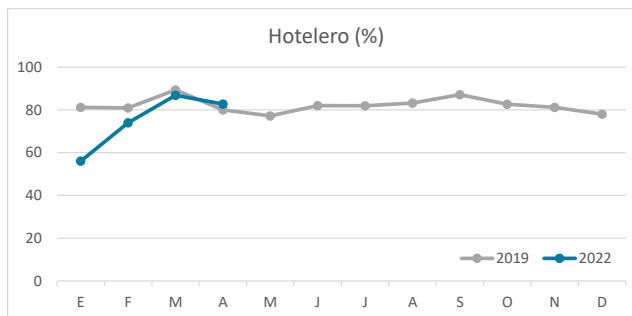
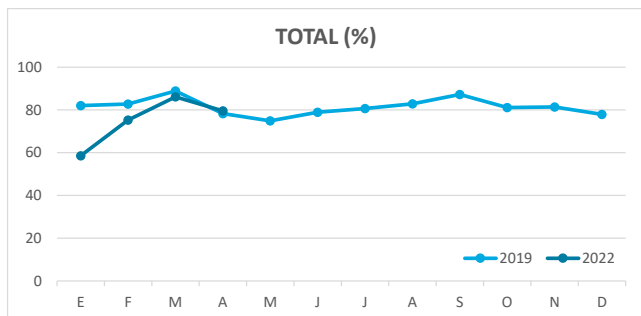


### DETALLE VIAJEROS Y PERNOCTACIONES SEGÚN LUGAR DE RESIDENCIA

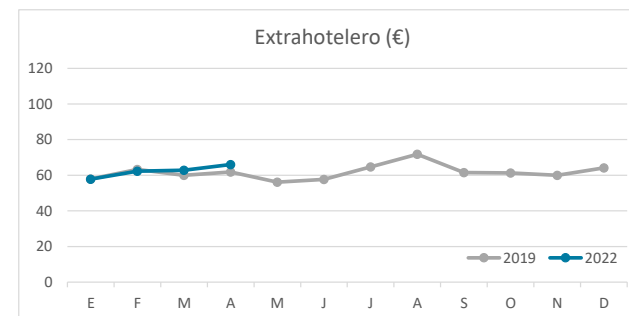
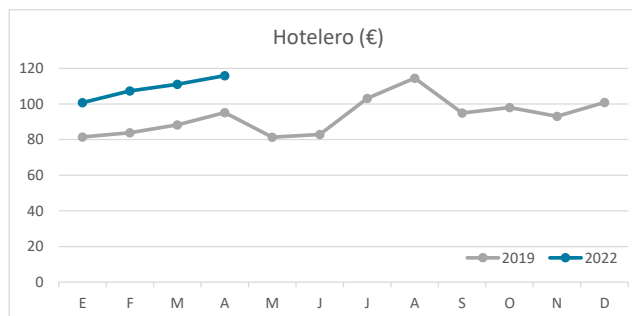
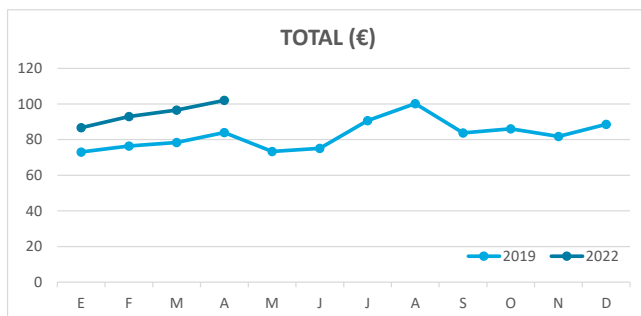


# Principales indicadores de alojamiento turístico LANZAROTE (hasta abril de 2022)

## ÍNDICE DE OCUPACIÓN POR HABITACIÓN / APARTAMENTO



## ADR (tarifa media diaria)



## REVPAR (ingreso por habitación/apartamento disponible)

