

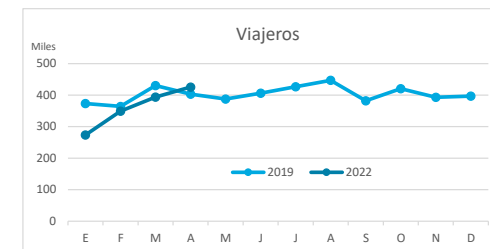
# Principales indicadores de alojamiento turístico

## TENERIFE (hasta abril de 2022)



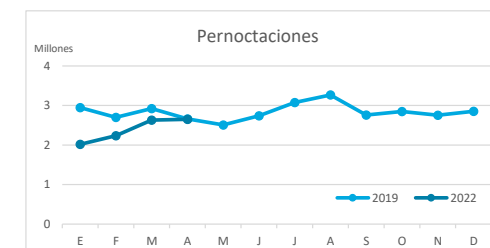
### VIAJEROS EN ALOJAMIENTO TURÍSTICO

	TOTAL				Detalle según tipo de alojamiento							
					Hotelero				Extrahotelero			
	Extranjeros	Peninsulares	Canarios	Total	Extranjeros	Peninsulares	Canarios	Total	Extranjeros	Peninsulares	Canarios	Total
ene-abr19	1.314.040	167.240	89.908	<b>1.571.188</b>	937.306	145.337	71.069	<b>1.153.712</b>	376.734	21.903	18.839	<b>417.476</b>
ene-abr22	1.191.279	143.478	107.393	<b>1.442.150</b>	925.332	130.450	88.376	<b>1.144.158</b>	265.947	13.028	19.017	<b>297.992</b>
Dif	-122.761	-23.762	17.485	<b>-129.038</b>	-11.974	-14.887	17.307	<b>-9.554</b>	-110.787	-8.875	178	<b>-119.484</b>
Dif, %	-9,3%	-14,2%	19,4%	<b>-8,2%</b>	-1,3%	-10,2%	24,4%	<b>-0,8%</b>	-29,4%	-40,5%	0,9%	<b>-28,6%</b>



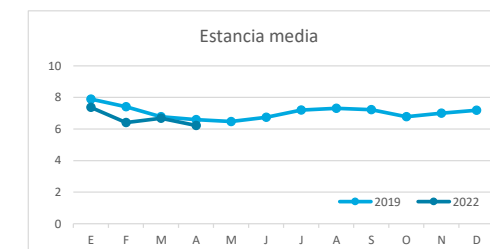
### PERNOCTACIONES

	TOTAL				Detalle según tipo de alojamiento							
					Hotelero				Extrahotelero			
	Extranjeros	Peninsulares	Canarios	Total	Extranjeros	Peninsulares	Canarios	Total	Extranjeros	Peninsulares	Canarios	Total
ene-abr19	10.095.456	827.524	304.400	<b>11.227.380</b>	6.939.808	727.673	218.740	<b>7.886.221</b>	3.155.648	99.851	85.660	<b>3.341.159</b>
ene-abr22	8.551.849	690.224	291.761	<b>9.533.834</b>	6.419.480	621.507	227.976	<b>7.268.963</b>	2.132.369	68.717	63.785	<b>2.264.871</b>
Dif	-1.543.607	-137.300	-12.639	<b>-1.693.546</b>	-520.328	-106.166	9.236	<b>-617.258</b>	-1.023.279	-31.134	-21.875	<b>-1.076.288</b>
Dif, %	-15,3%	-16,6%	-4,2%	<b>-15,1%</b>	-7,5%	-14,6%	4,2%	<b>-7,8%</b>	-32,4%	-31,2%	-25,5%	<b>-32,2%</b>

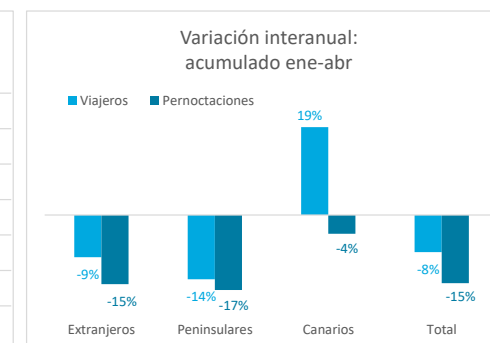
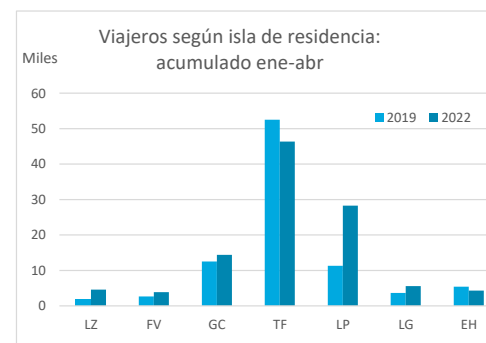
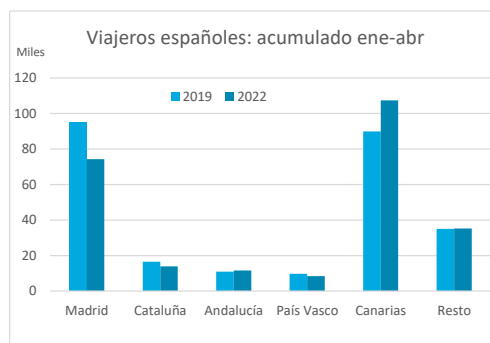
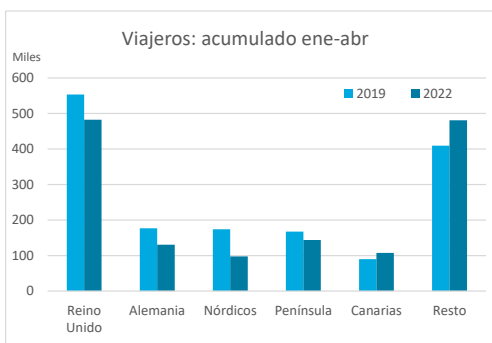


### ESTANCIA MEDIA

	TOTAL				Detalle según tipo de alojamiento							
					Hotelero				Extrahotelero			
	Extranjeros	Peninsulares	Canarios	Total	Extranjeros	Peninsulares	Canarios	Total	Extranjeros	Peninsulares	Canarios	Total
ene-abr19	7,7	4,9	3,4	<b>7,1</b>	7,4	5,0	3,1	<b>6,8</b>	8,4	4,6	4,5	<b>8,0</b>
ene-abr22	7,2	4,8	2,7	<b>6,6</b>	6,9	4,8	2,6	<b>6,4</b>	8,0	5,3	3,4	<b>7,6</b>
Dif	-0,5	-0,1	-0,7	<b>-0,5</b>	-0,5	-0,2	-0,5	<b>-0,5</b>	-0,4	0,7	-1,2	<b>-0,4</b>



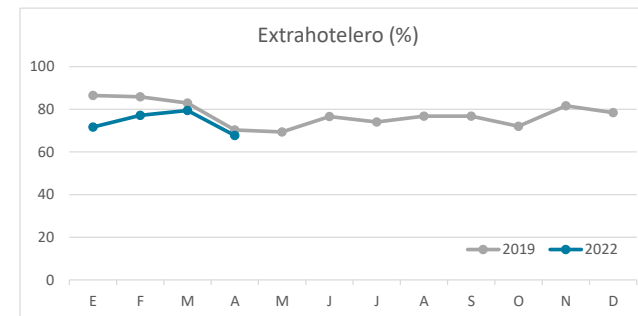
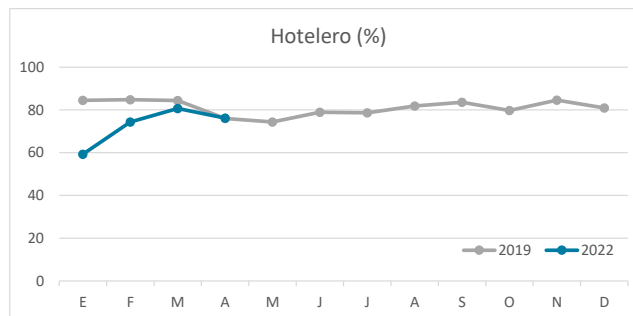
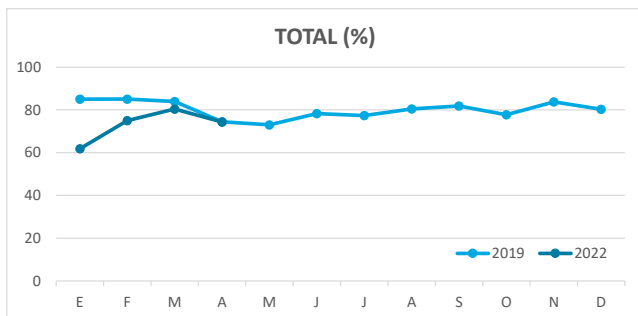
### DETALLE VIAJEROS Y PERNOCTACIONES SEGÚN LUGAR DE RESIDENCIA



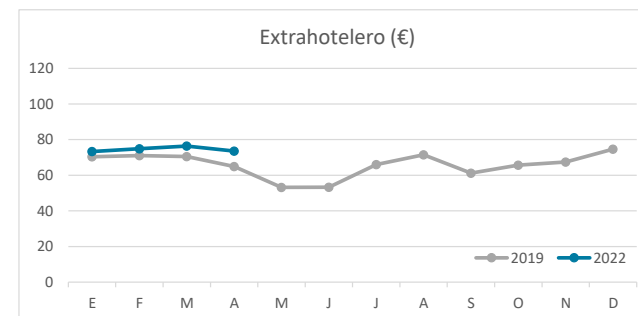
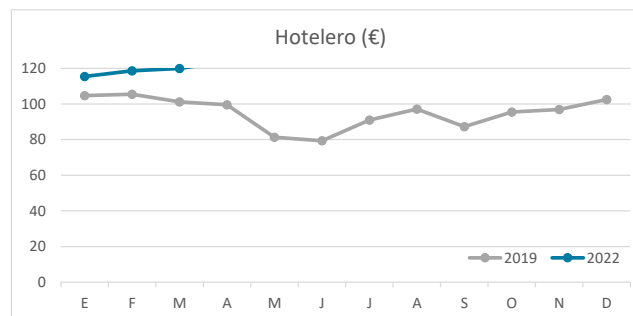
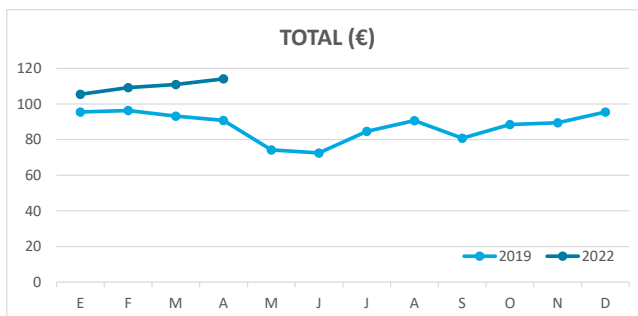
# Principales indicadores de alojamiento turístico

## TENERIFE (hasta abril de 2022)

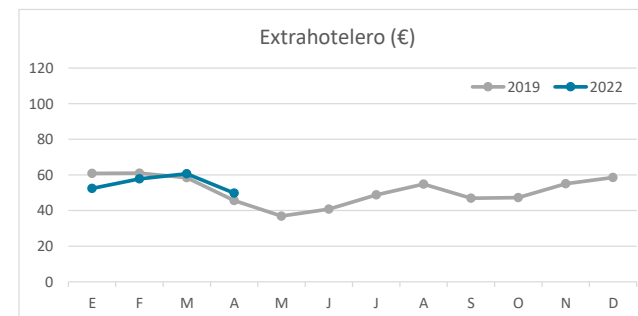
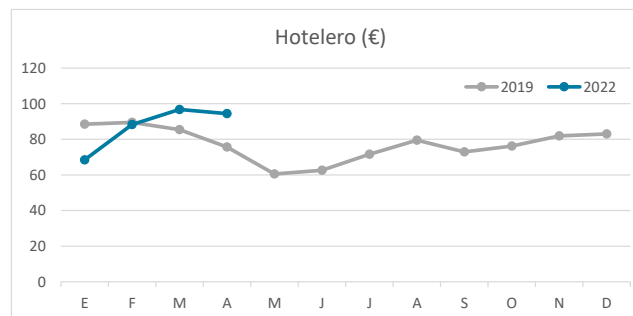
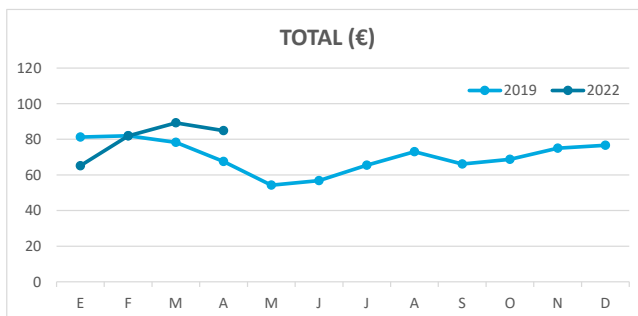
### ÍNDICE DE OCUPACIÓN POR HABITACIÓN / APARTAMENTO



### ADR (tarifa media diaria)



### REVPAR (ingreso por habitación/apartamento disponible)



Nota: el indicador de viajeros se refiere a viajeros entrados.  
Fuente: Encuestas de Alojamiento Turístico (ISTAC)