

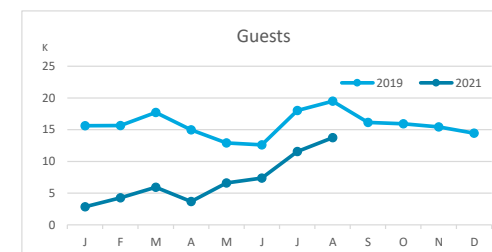
Main tourist accommodation indicators

LA GOMERA (January - August 2021)



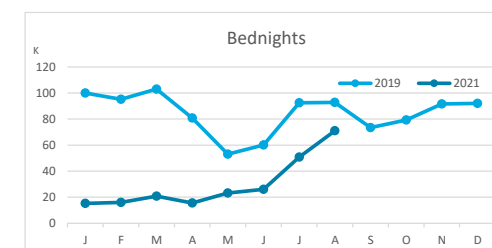
GUESTS BY ACCOMMODATION TYPE (*)

	TOTAL				Breakdown by accommodation type							
					Hotels				Apartments			
	Abroad	Mainland	Canary Islands	Total	Abroad	Mainland	Canary Islands	Total	Abroad	Mainland	Canary Islands	Total
Jan-Aug19	60,244	6,932	59,818	126,994	37,831	4,591	36,189	78,611	22,413	2,341	23,629	48,383
Jan-Aug21	14,732	4,159	37,083	55,974	9,792	2,554	22,800	35,146	4,940	1,605	14,283	20,828
Change	-45,512	-2,773	-22,735	-71,020	-28,039	-2,037	-13,389	-43,465	-17,473	-736	-9,346	-27,555
Change, %	-75.5%	-40.0%	-38.0%	-55.9%	-74.1%	-44.4%	-37.0%	-55.3%	-78.0%	-31.4%	-39.6%	-57.0%



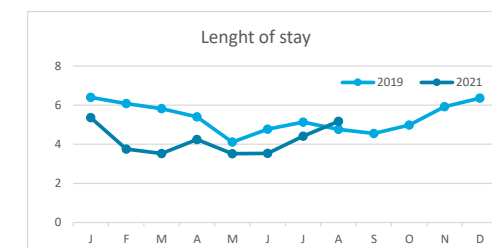
BEDNIGHTS

	TOTAL				Breakdown by accommodation type							
					Hotels				Apartments			
	Abroad	Mainland	Canary Islands	Total	Abroad	Mainland	Canary Islands	Total	Abroad	Mainland	Canary Islands	Total
Jan-Aug19	479,826	21,100	176,651	677,577	259,771	12,572	81,163	353,506	220,055	8,528	95,488	324,071
Jan-Aug21	100,708	15,217	123,094	239,019	62,652	9,164	61,803	133,619	38,056	6,053	61,291	105,400
Change	-379,118	-5,883	-53,557	-438,558	-197,119	-3,408	-19,360	-219,887	-181,999	-2,475	-34,197	-218,671
Change, %	-79.0%	-27.9%	-30.3%	-64.7%	-75.9%	-27.1%	-23.9%	-62.2%	-82.7%	-29.0%	-35.8%	-67.5%

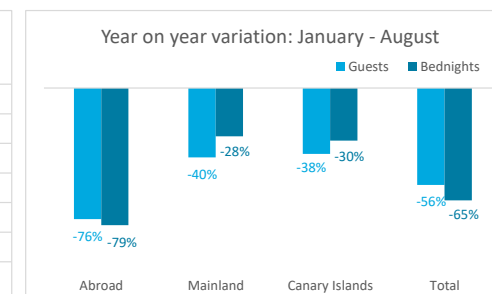
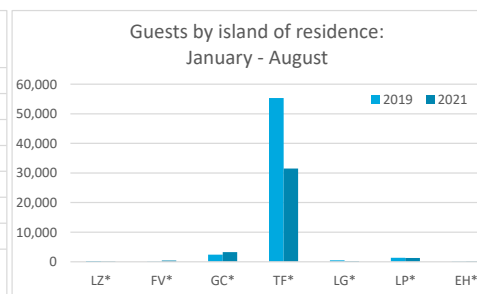
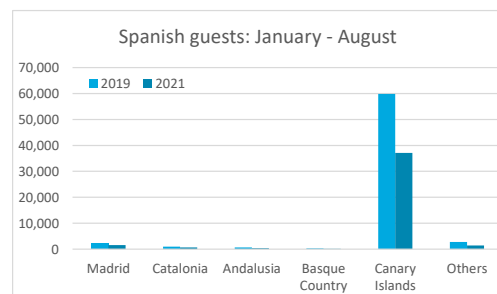
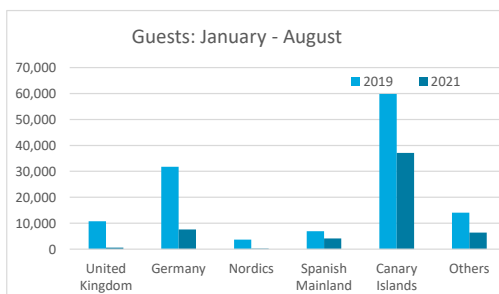


LENGHT OF STAY

	TOTAL				Breakdown by accommodation type							
					Hotels				Apartments			
	Abroad	Mainland	Canary Islands	Total	Abroad	Mainland	Canary Islands	Total	Abroad	Mainland	Canary Islands	Total
Jan-Aug19	8.0	3.0	3.0	5.3	6.9	2.7	2.2	4.5	9.8	3.6	4.0	6.7
Jan-Aug21	6.8	3.7	3.3	4.3	6.4	3.6	2.7	3.8	7.7	3.8	4.3	5.1
Change	-1.1	0.6	0.4	-1.1	-0.5	0.8	0.5	-0.7	-2.1	0.1	0.3	-1.6



GUESTS AND BEDNIGHTS BY PLACE OF RESIDENCE



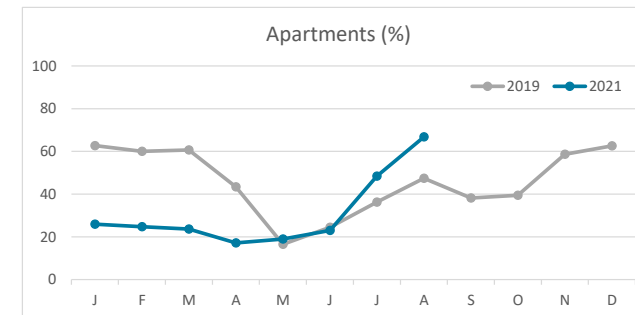
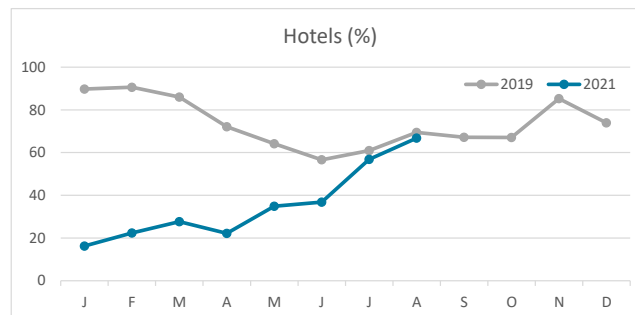
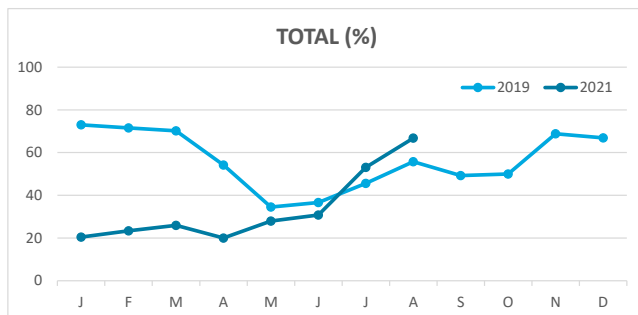
Note: LZ* (Lanzarote), FV* (Fuerteventura), GC* (Gran Canaria), TF* (Tenerife), LG* (La Gomera), LP* (La Palma) and EH* (El Hierro).

TOTAL does not coincide with the sum of hotel and non-hotel accommodations, since between April and July 2020 the breakdown by islands was not published.

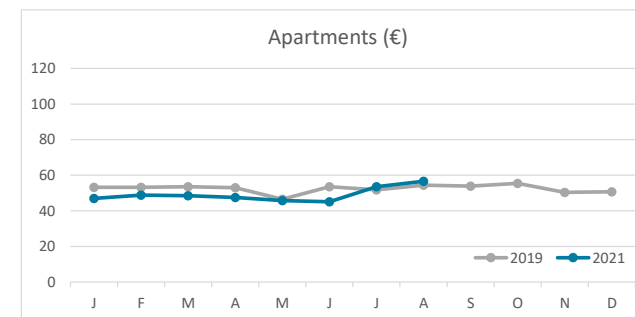
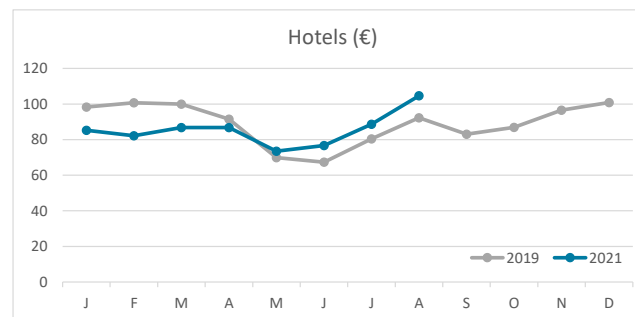
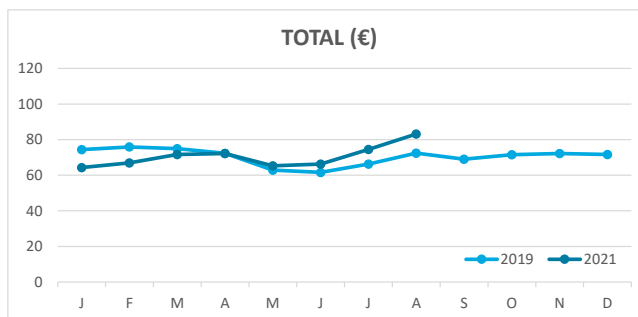
Main tourist accommodation indicators LA GOMERA (January - August 2021)



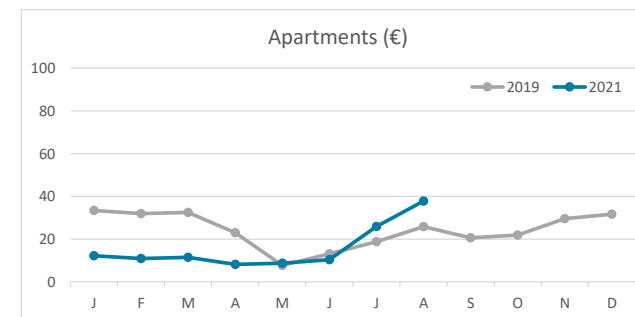
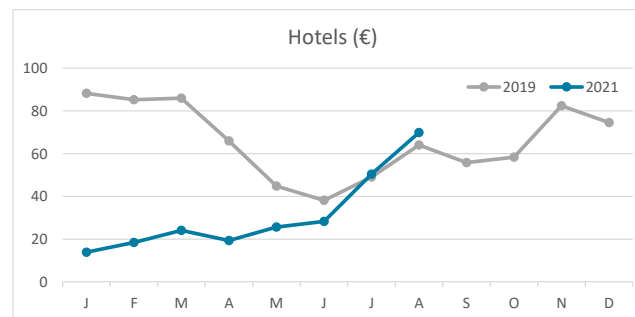
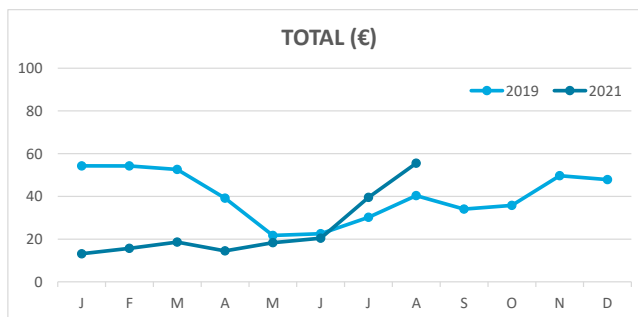
OCCUPANCY RATE PER ROOM / APARTMENT



ADR (Average Daily Rate)



REVPAR (Revenue Per Available Room)



Note: "Guests indicator" refers to number of guests checking in as new arrivals.
Source: Encuestas de Alojamiento Turístico (ISTAC)