

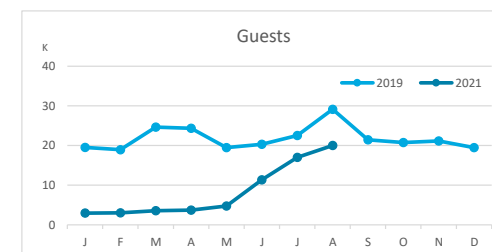
Main tourist accommodation indicators

LA PALMA (January - August 2021)



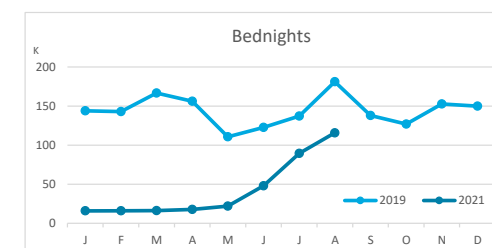
GUESTS BY ACCOMMODATION TYPE (*)

	TOTAL				Breakdown by accommodation type							
	Abroad	Mainland	Canary Islands	Total	Hotels				Apartments			
	Abroad	Mainland	Canary Islands	Total	Abroad	Mainland	Canary Islands	Total	Abroad	Mainland	Canary Islands	Total
Jan-Aug19	98,691	31,878	48,364	178,933	71,666	26,726	31,340	129,732	27,025	5,152	17,024	49,201
Jan-Aug21	15,897	30,117	20,380	66,394	10,462	25,815	11,780	48,057	5,435	4,302	8,600	18,337
Change	-82,794	-1,761	-27,984	-112,539	-61,204	-911	-19,560	-81,675	-21,590	-850	-8,424	-30,864
Change, %	-83.9%	-5.5%	-57.9%	-62.9%	-85.4%	-3.4%	-62.4%	-63.0%	-79.9%	-16.5%	-49.5%	-62.7%



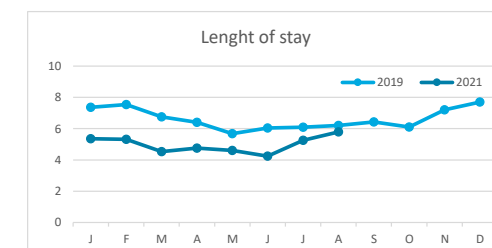
BEDNIGHTS

	TOTAL				Breakdown by accommodation type							
	Abroad	Mainland	Canary Islands	Total	Hotels				Apartments			
	Abroad	Mainland	Canary Islands	Total	Abroad	Mainland	Canary Islands	Total	Abroad	Mainland	Canary Islands	Total
Jan-Aug19	827,773	157,885	175,539	1,161,197	524,659	123,570	86,563	734,792	303,114	34,315	88,976	426,405
Jan-Aug21	121,836	142,575	76,375	340,786	61,867	115,606	37,273	214,746	59,969	26,969	39,102	126,040
Change	-705,937	-15,310	-99,164	-820,411	-462,792	-7,964	-49,290	-520,046	-243,145	-7,346	-49,874	-300,365
Change, %	-85.3%	-9.7%	-56.5%	-70.7%	-88.2%	-6.4%	-56.9%	-70.8%	-80.2%	-21.4%	-56.1%	-70.4%

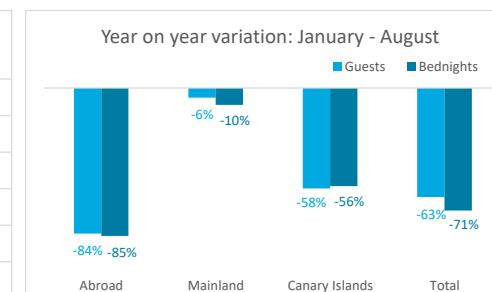
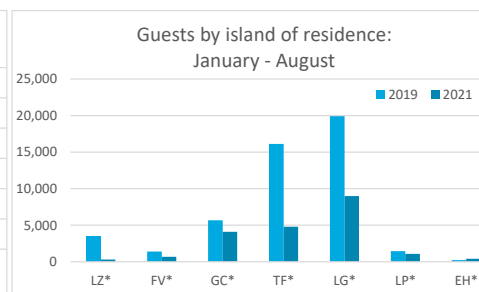
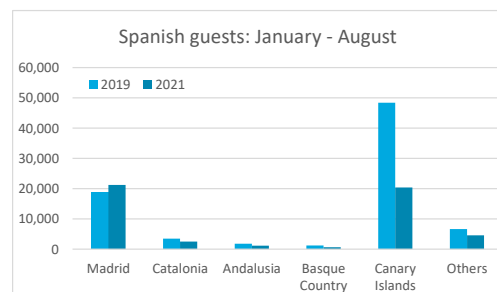
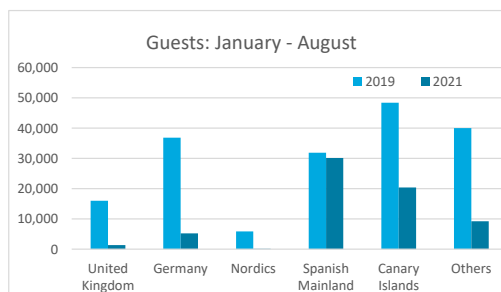


LENGHT OF STAY

	TOTAL				Breakdown by accommodation type							
	Abroad	Mainland	Canary Islands	Total	Hotels				Apartments			
	Abroad	Mainland	Canary Islands	Total	Abroad	Mainland	Canary Islands	Total	Abroad	Mainland	Canary Islands	Total
Jan-Aug19	8.4	5.0	3.6	6.5	7.3	4.6	2.8	5.7	11.2	6.7	5.2	8.7
Jan-Aug21	7.7	4.7	3.7	5.1	5.9	4.5	3.2	4.5	11.0	6.3	4.5	6.9
Change	-0.7	-0.2	0.1	-1.4	-1.4	-0.1	0.4	-1.2	-0.2	-0.4	-0.7	-1.8



GUESTS AND BEDNIGHTS BY PLACE OF RESIDENCE



Note: LZ* (Lanzarote), FV* (Fuerteventura), GC* (Gran Canaria), TF* (Tenerife), LG* (La Gomera), LP* (La Palma) and EH* (El Hierro).

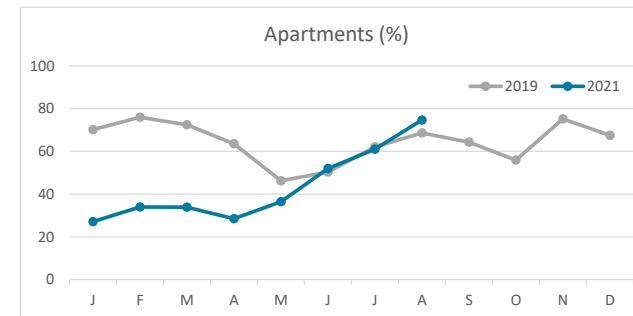
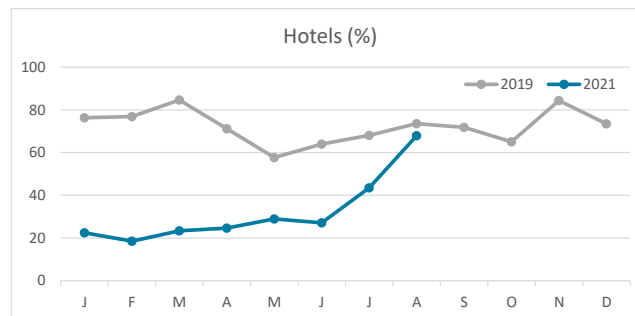
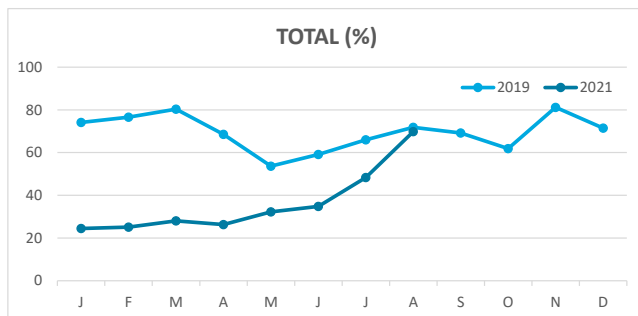
TOTAL does not coincide with the sum of hotel and non-hotel accommodations, since between April and July 2020 the breakdown by islands was not published.

Main tourist accommodation indicators

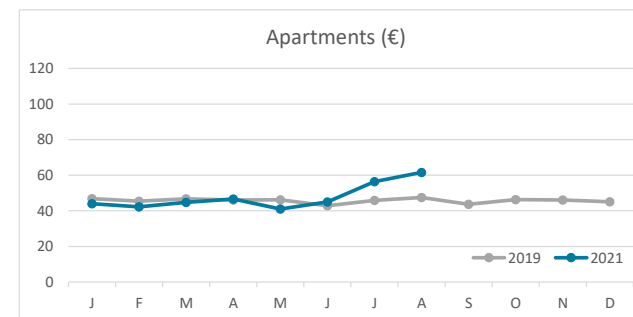
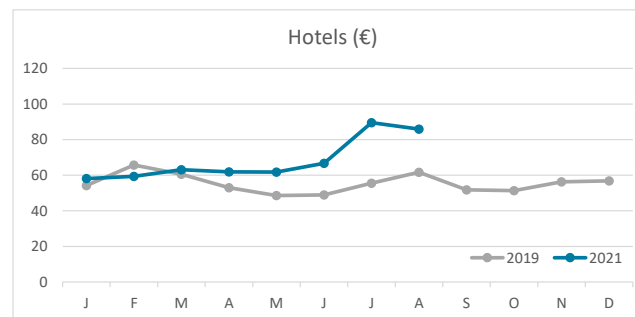
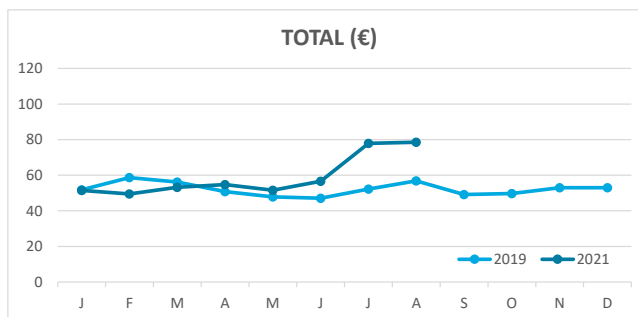
LA PALMA (January - August 2021)



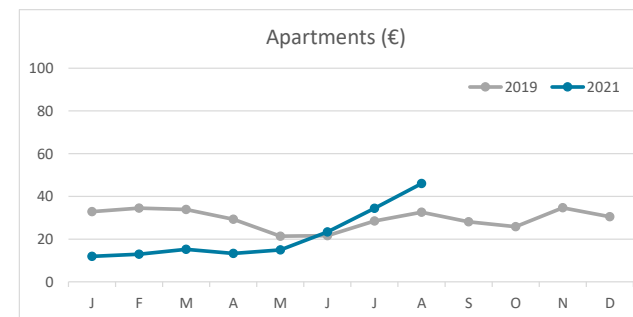
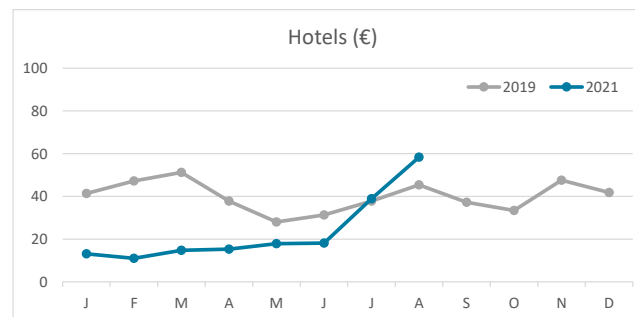
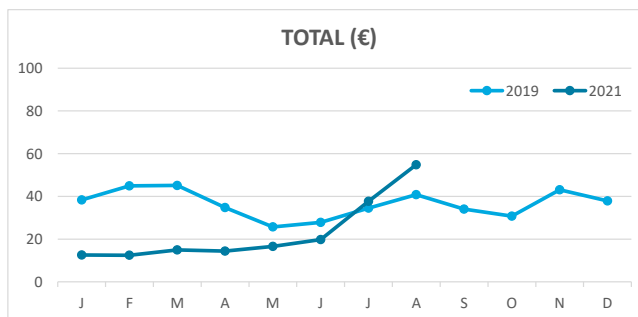
OCCUPANCY RATE PER ROOM / APARTMENT



ADR (Average Daily Rate)



REVPAR (Revenue Per Available Room)



Note: "Guests indicator" refers to number of guests checking in as new arrivals.
Source: Encuestas de Alojamiento Turístico (ISTAC)