


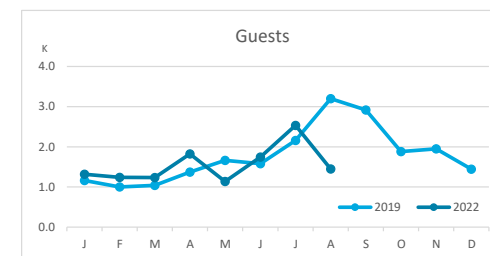
# Main tourist accommodation indicators

## EL HIERRO (January - August 2022)



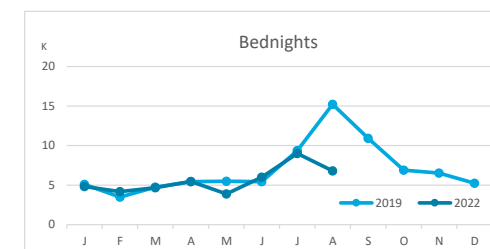
### GUESTS BY ACCOMMODATION TYPE (\*)

	Breakdown by accommodation type											
	TOTAL				Hotels				Apartments			
	Abroad	Mainland	Canary Islands	Total	Abroad	Mainland	Canary Islands	Total	Abroad	Mainland	Canary Islands	Total
Jan-Aug 19	1,935	1,433	9,806	13,174	1,689	1,374	3,822	6,885	246	59	5,984	6,289
Jan-Aug 22	2,182	2,457	7,833	12,472	1,939	2,196	3,217	7,352	243	261	4,616	5,120
Change	247	1,024	-1,973	-702	250	822	-605	467	-3	202	-1,368	-1,169
Change, %	12.8%	71.5%	-20.1%	-5.3%	14.8%	59.8%	-15.8%	6.8%	-1.2%	342.4%	-22.9%	-18.6%



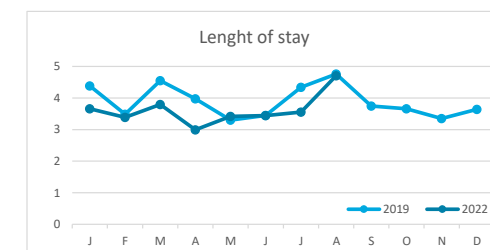
### BEDNIGHTS

	Breakdown by accommodation type											
	TOTAL				Hotels				Apartments			
	Abroad	Mainland	Canary Islands	Total	Abroad	Mainland	Canary Islands	Total	Abroad	Mainland	Canary Islands	Total
Jan-Aug 19	9,131	6,892	38,266	54,289	7,790	6,565	13,409	27,764	1,341	327	24,857	26,525
Jan-Aug 22	8,546	10,564	25,745	44,855	7,311	8,856	7,698	23,865	1,235	1,708	18,047	20,990
Change	-585	3,672	-12,521	-9,434	-479	2,291	-5,711	-3,899	-106	1,381	-6,810	-5,535
Change, %	-6.4%	53.3%	-32.7%	-17.4%	-6.1%	34.9%	-42.6%	-14.0%	-7.9%	422.3%	-27.4%	-20.9%

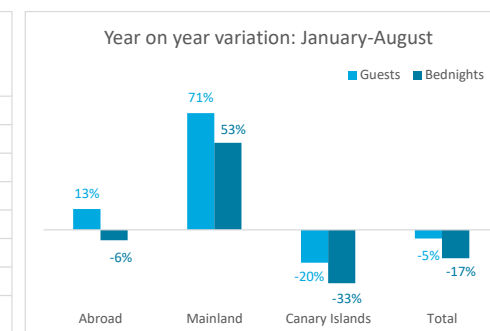
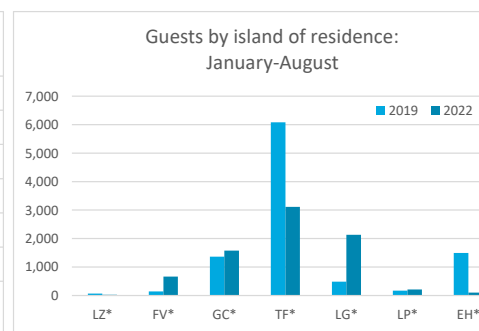
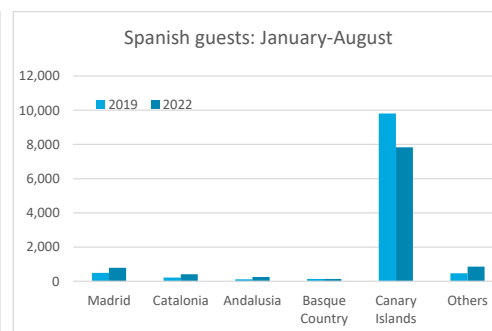
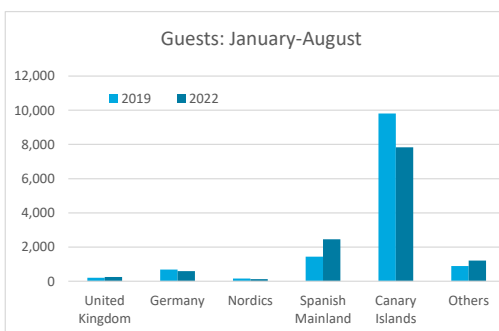


### LENGHT OF STAY

	Breakdown by accommodation type											
	TOTAL				Hotels				Apartments			
	Abroad	Mainland	Canary Islands	Total	Abroad	Mainland	Canary Islands	Total	Abroad	Mainland	Canary Islands	Total
Jan-Aug 19	4.7	4.8	3.9	4.1	4.6	4.8	3.5	4.0	5.5	5.5	4.2	4.2
Jan-Aug 22	3.9	4.3	3.3	3.6	3.8	4.0	2.4	3.2	5.1	6.5	3.9	4.1
Change	-0.8	-0.5	-0.6	-0.5	-0.8	-0.7	-1.1	-0.8	-0.4	1.0	-0.2	-0.1



### GUESTS AND BEDNIGHTS BY PLACE OF RESIDENCE



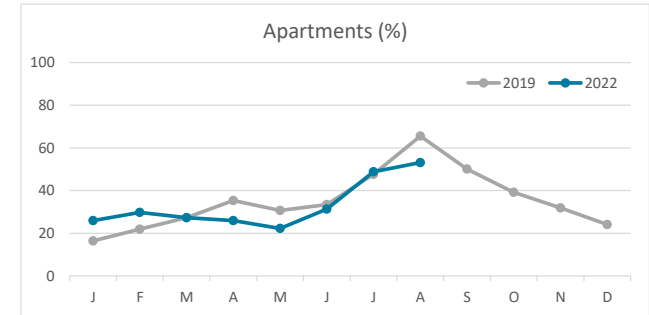
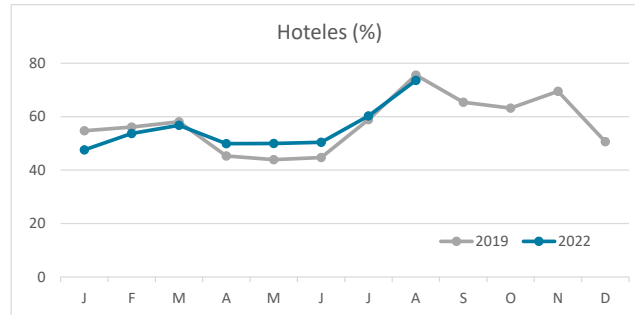
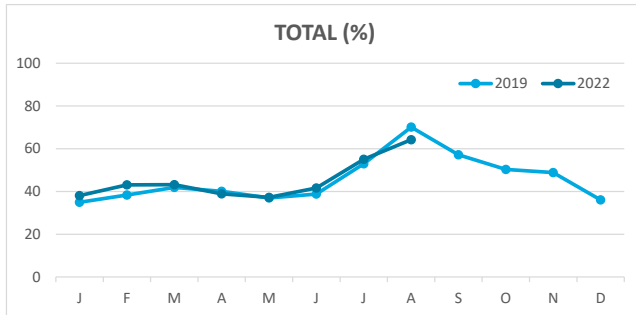
Note: LZ\* (Lanzarote), FV\* (Fuerteventura), GC\* (Gran Canaria), TF\* (Tenerife), LG\* (La Gomera), LP\* (La Palma) and EH\* (El Hierro).

# Main tourist accommodation indicators

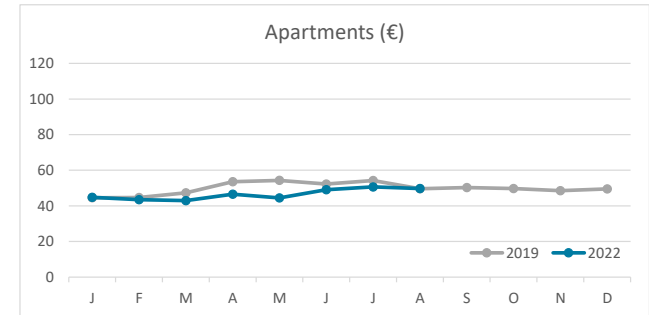
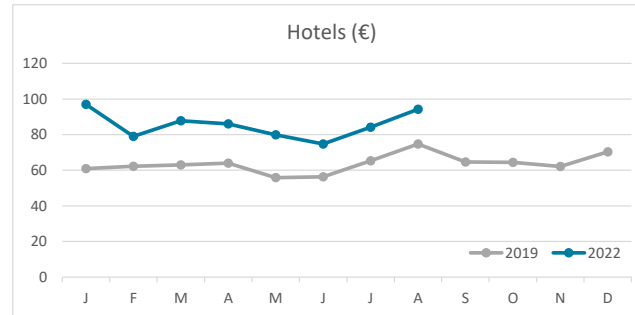
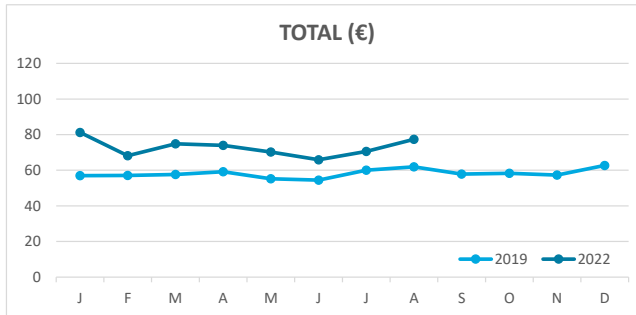
## EL HIERRO (January - August 2022)



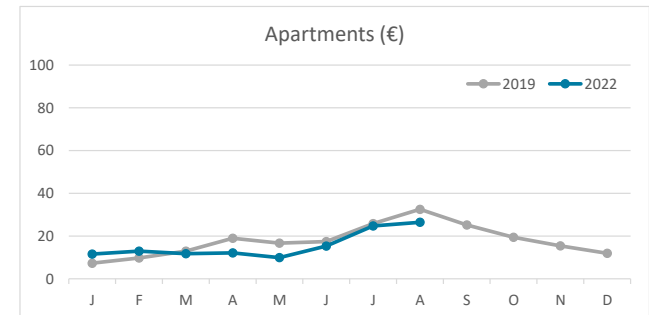
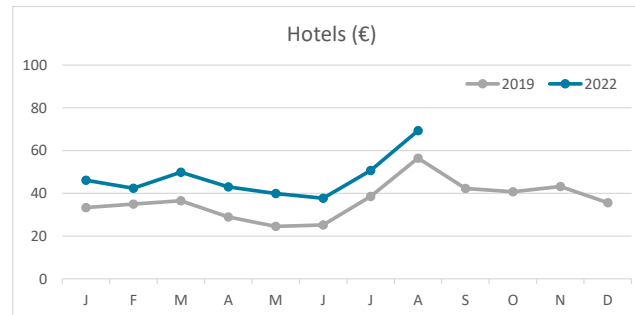
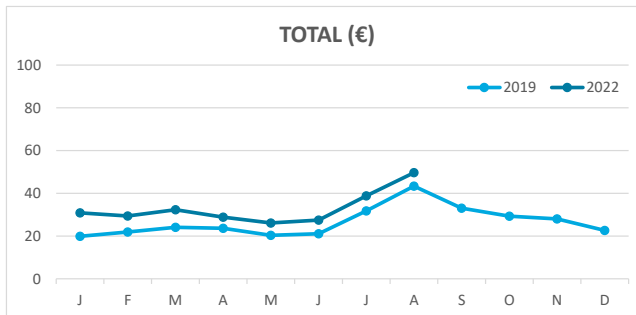
### OCCUPANCY RATE PER ROOM / APARTMENT



### ADR (Average Daily Rate)



### REVPAR (Revenue Per Available Room)



Note: "Guests indicator" refers to number of guests checking in as new arrivals.  
 Source: Encuestas de Alojamiento Turístico (ISTAC)