

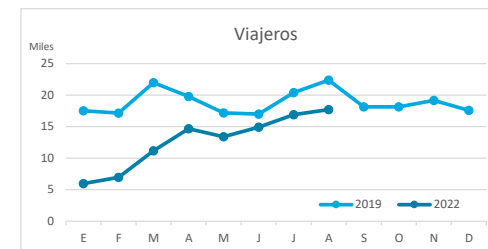
# Principales indicadores de alojamiento turístico

## LA PALMA (hasta agosto de 2022)



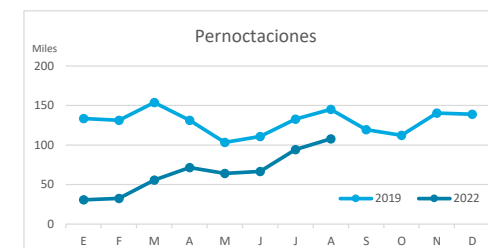
### VIAJEROS EN ALOJAMIENTO TURÍSTICO

	TOTAL				Detalle según tipo de alojamiento							
					Hotelero				Extrahotelero			
	Extranjeros	Peninsulares	Canarios	Total	Extranjeros	Peninsulares	Canarios	Total	Extranjeros	Peninsulares	Canarios	Total
ene-ago19	92.328	22.955	38.148	<b>153.431</b>	67.687	19.063	23.521	<b>110.271</b>	24.641	3.892	14.627	<b>43.160</b>
ene-ago22	35.860	40.481	25.397	<b>101.738</b>	24.122	31.000	13.656	<b>68.778</b>	11.738	9.481	11.741	<b>32.960</b>
Dif	<b>-56.468</b>	17.526	<b>-12.751</b>	<b>-51.693</b>	<b>-43.565</b>	11.937	<b>-9.865</b>	<b>-41.493</b>	<b>-12.903</b>	5.589	<b>-2.886</b>	<b>-10.200</b>
Dif, %	<b>-61,2%</b>	76,3%	<b>-33,4%</b>	<b>-33,7%</b>	<b>-64,4%</b>	62,6%	<b>-41,9%</b>	<b>-37,6%</b>	<b>-52,4%</b>	143,6%	<b>-19,7%</b>	<b>-23,6%</b>



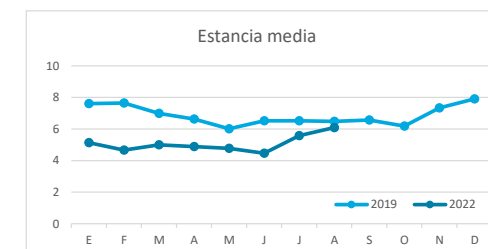
### PERNOCTACIONES

	TOTAL				Detalle según tipo de alojamiento							
					Hotelero				Extrahotelero			
	Extranjeros	Peninsulares	Canarios	Total	Extranjeros	Peninsulares	Canarios	Total	Extranjeros	Peninsulares	Canarios	Total
ene-ago19	787.056	111.964	142.989	<b>1.042.009</b>	513.654	84.577	64.516	<b>662.747</b>	273.402	27.387	78.473	<b>379.262</b>
ene-ago22	245.606	179.113	98.793	<b>523.512</b>	159.444	131.499	52.861	<b>343.804</b>	86.162	47.614	45.932	<b>179.708</b>
Dif	<b>-541.450</b>	67.149	<b>-44.196</b>	<b>-518.497</b>	<b>-354.210</b>	46.922	<b>-11.655</b>	<b>-318.943</b>	<b>-187.240</b>	20.227	<b>-32.541</b>	<b>-199.554</b>
Dif, %	<b>-68,8%</b>	60,0%	<b>-30,9%</b>	<b>-49,8%</b>	<b>-69,0%</b>	55,5%	<b>-18,1%</b>	<b>-48,1%</b>	<b>-68,5%</b>	73,9%	<b>-41,5%</b>	<b>-52,6%</b>

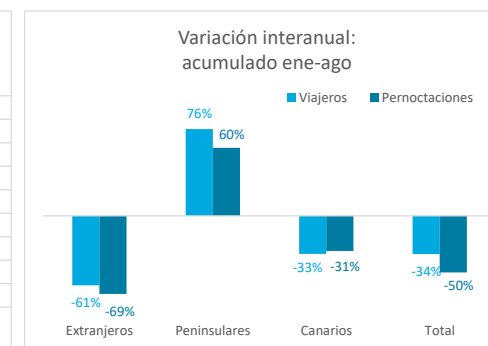
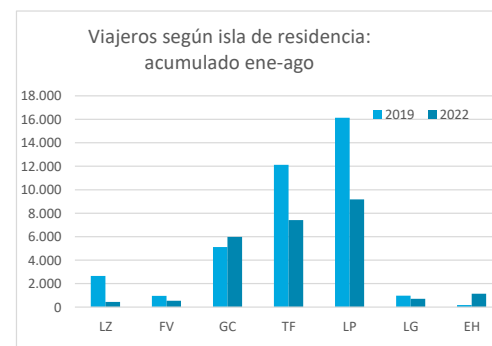
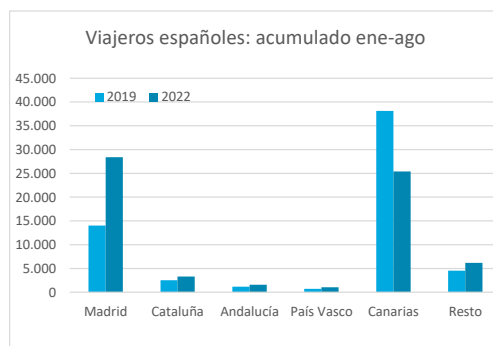
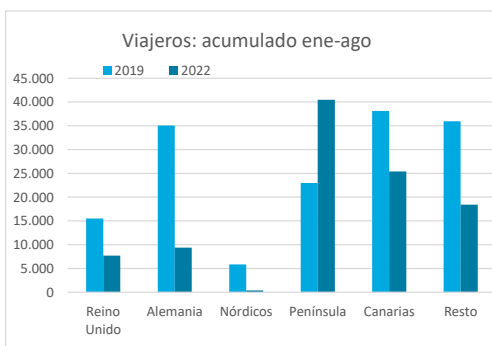


### ESTANCIA MEDIA

	TOTAL				Detalle según tipo de alojamiento							
					Hotelero				Extrahotelero			
	Extranjeros	Peninsulares	Canarios	Total	Extranjeros	Peninsulares	Canarios	Total	Extranjeros	Peninsulares	Canarios	Total
ene-ago19	8,5	4,9	3,7	<b>6,8</b>	7,6	4,4	2,7	<b>6,0</b>	11,1	7,0	5,4	<b>8,8</b>
ene-ago22	6,8	4,4	3,9	<b>5,1</b>	6,6	4,2	3,9	<b>5,0</b>	7,3	5,0	3,9	<b>5,5</b>
Dif	<b>-1,7</b>	<b>-0,5</b>	0,1	<b>-1,6</b>	<b>-1,0</b>	<b>-0,2</b>	1,1	<b>-1,0</b>	<b>-3,8</b>	<b>-2,0</b>	<b>-1,5</b>	<b>-3,3</b>



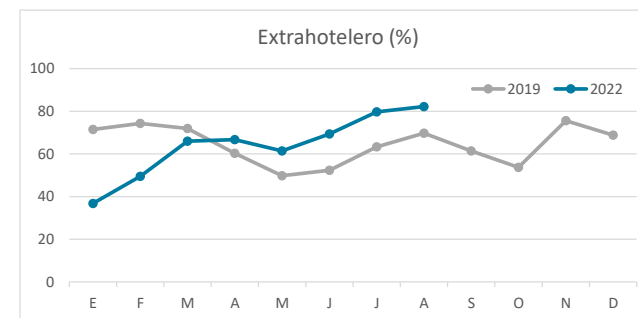
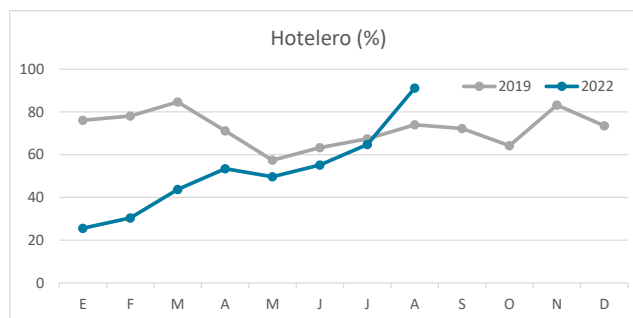
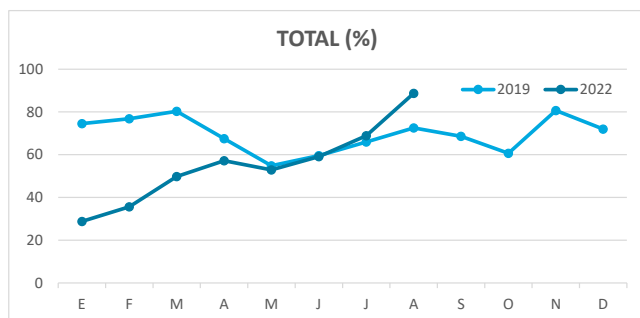
### DETALLE VIAJEROS Y PERNOCTACIONES SEGÚN LUGAR DE RESIDENCIA



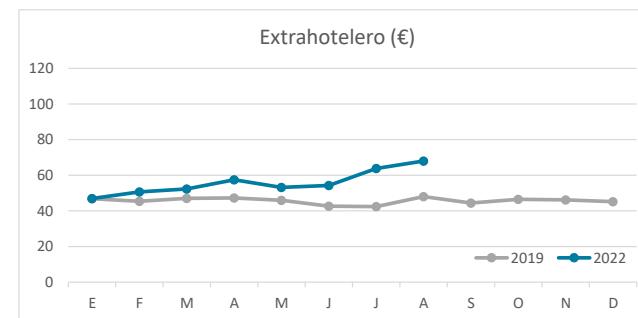
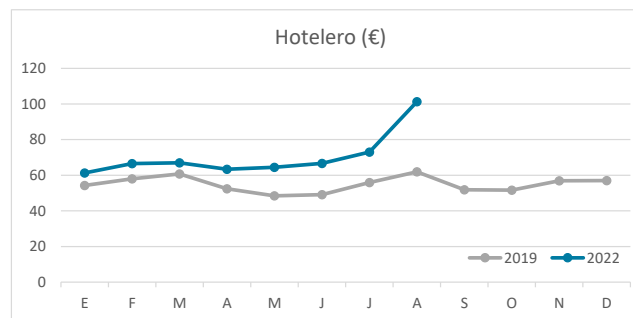
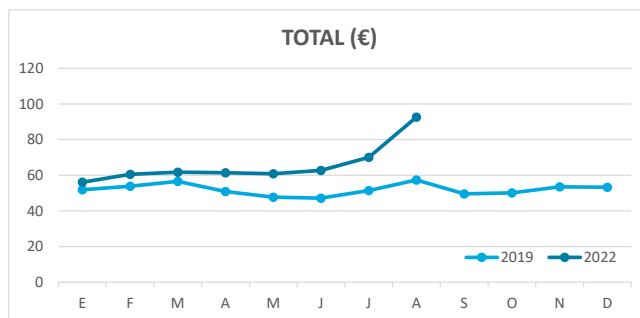
# Principales indicadores de alojamiento turístico

## LA PALMA (hasta agosto de 2022)

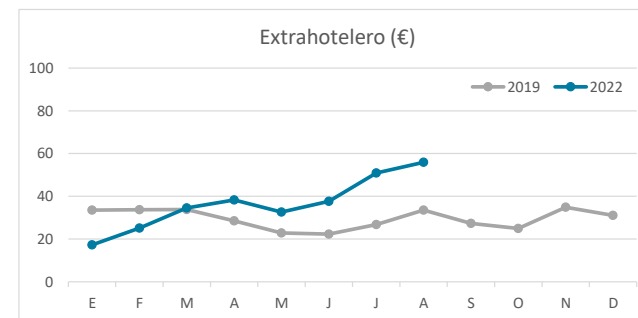
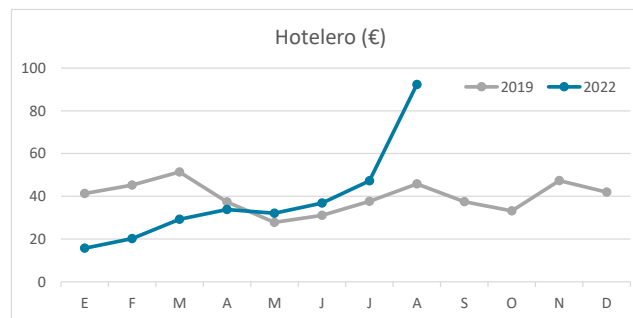
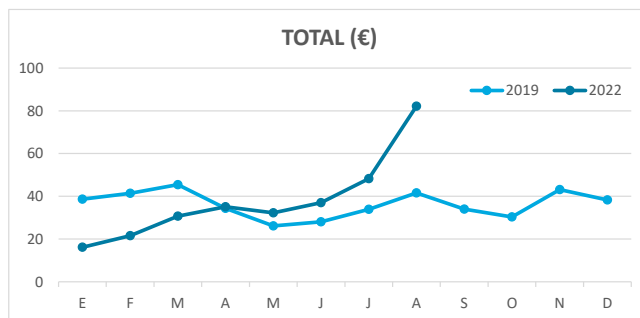
### ÍNDICE DE OCUPACIÓN POR HABITACIÓN / APARTAMENTO



### ADR (tarifa media diaria)



### REVPAR (ingreso por habitación/apartamento disponible)



Nota: el indicador de viajeros se refiere a viajeros entrados.  
Fuente: Encuestas de Alojamiento Turístico (ISTAC)