

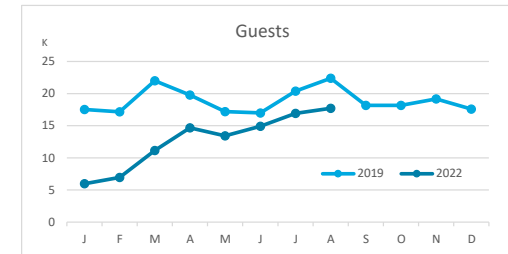
# Main tourist accommodation indicators

## LA PALMA (January - August 2022)



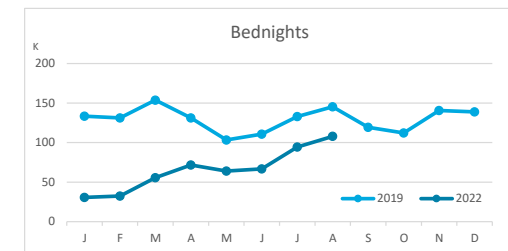
### GUESTS BY ACCOMMODATION TYPE (\*)

	Breakdown by accommodation type											
	TOTAL				Hotels				Apartments			
	Abroad	Mainland	Canary Islands	Total	Abroad	Mainland	Canary Islands	Total	Abroad	Mainland	Canary Islands	Total
Jan-Aug 19	92,328	22,955	38,148	<b>153,431</b>	67,687	19,063	23,521	<b>110,271</b>	24,641	3,892	14,627	<b>43,160</b>
Jan-Aug 22	35,860	40,481	25,397	<b>101,738</b>	24,122	31,000	13,656	<b>68,778</b>	11,738	9,481	11,741	<b>32,960</b>
Change	<b>-56,468</b>	17,526	<b>-12,751</b>	<b>-51,693</b>	<b>-43,565</b>	11,937	<b>-9,865</b>	<b>-41,493</b>	<b>-12,903</b>	5,589	<b>-2,886</b>	<b>-10,200</b>
Change, %	<b>-61.2%</b>	76.3%	<b>-33.4%</b>	<b>-33.7%</b>	<b>-64.4%</b>	62.6%	<b>-41.9%</b>	<b>-37.6%</b>	<b>-52.4%</b>	143.6%	<b>-19.7%</b>	<b>-23.6%</b>



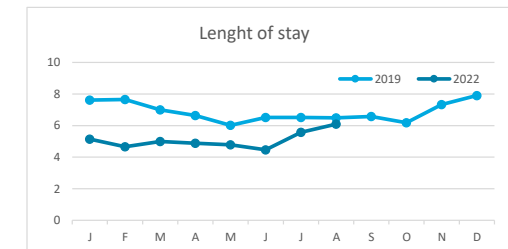
### BEDNIGHTS

	Breakdown by accommodation type											
	TOTAL				Hotels				Apartments			
	Abroad	Mainland	Canary Islands	Total	Abroad	Mainland	Canary Islands	Total	Abroad	Mainland	Canary Islands	Total
Jan-Aug 19	787,056	111,964	142,989	<b>1,042,009</b>	513,654	84,577	64,516	<b>662,747</b>	273,402	27,387	78,473	<b>379,262</b>
Jan-Aug 22	245,606	179,113	98,793	<b>523,512</b>	159,444	131,499	52,861	<b>343,804</b>	86,162	47,614	45,932	<b>179,708</b>
Change	<b>-541,450</b>	67,149	<b>-44,196</b>	<b>-518,497</b>	<b>-354,210</b>	46,922	<b>-11,655</b>	<b>-318,943</b>	<b>-187,240</b>	20,227	<b>-32,541</b>	<b>-199,554</b>
Change, %	<b>-68.8%</b>	60.0%	<b>-30.9%</b>	<b>-49.8%</b>	<b>-69.0%</b>	55.5%	<b>-18.1%</b>	<b>-48.1%</b>	<b>-68.5%</b>	73.9%	<b>-41.5%</b>	<b>-52.6%</b>

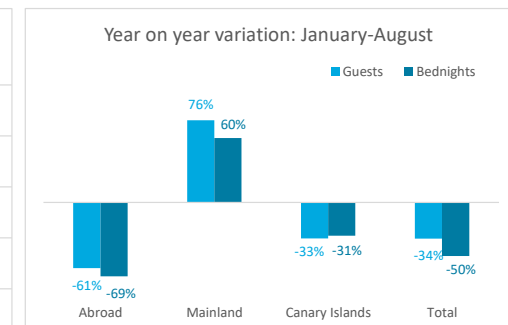
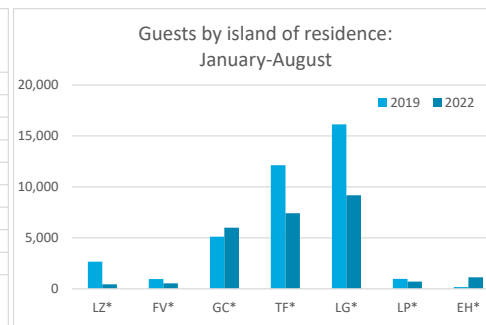
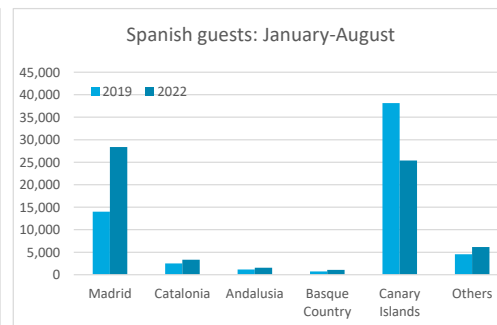
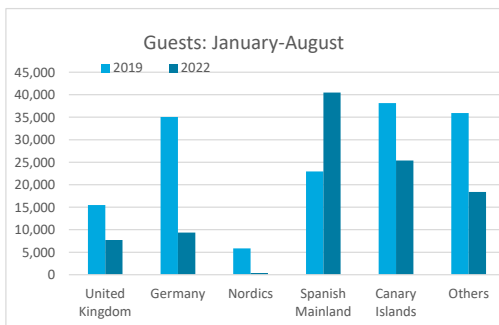


### LENGHT OF STAY

	Breakdown by accommodation type											
	TOTAL				Hotels				Apartments			
	Abroad	Mainland	Canary Islands	Total	Abroad	Mainland	Canary Islands	Total	Abroad	Mainland	Canary Islands	Total
Jan-Aug 19	8.5	4.9	3.7	<b>6.8</b>	7.6	4.4	2.7	<b>6.0</b>	11.1	7.0	5.4	<b>8.8</b>
Jan-Aug 22	6.8	4.4	3.9	<b>5.1</b>	6.6	4.2	3.9	<b>5.0</b>	7.3	5.0	3.9	<b>5.5</b>
Change	<b>-1.7</b>	<b>-0.5</b>	0.1	<b>-1.6</b>	<b>-1.0</b>	<b>-0.2</b>	1.1	<b>-1.0</b>	<b>-3.8</b>	<b>-2.0</b>	<b>-1.5</b>	<b>-3.3</b>



### GUESTS AND BEDNIGHTS BY PLACE OF RESIDENCE

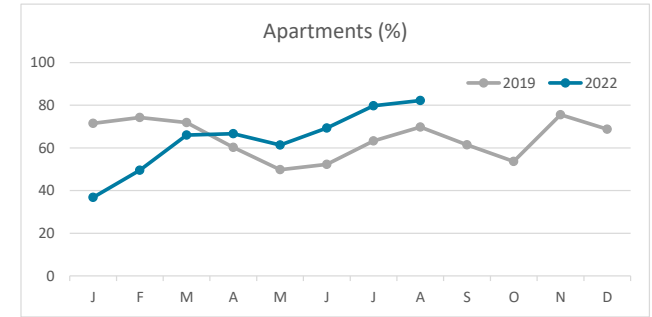
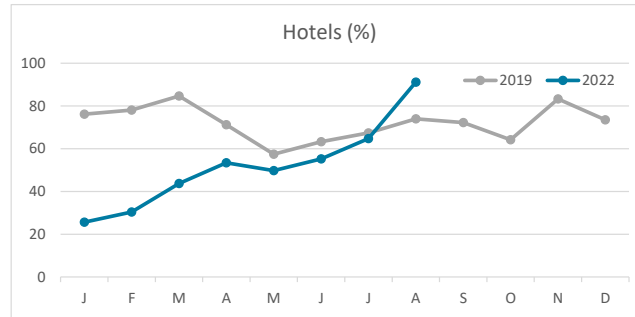
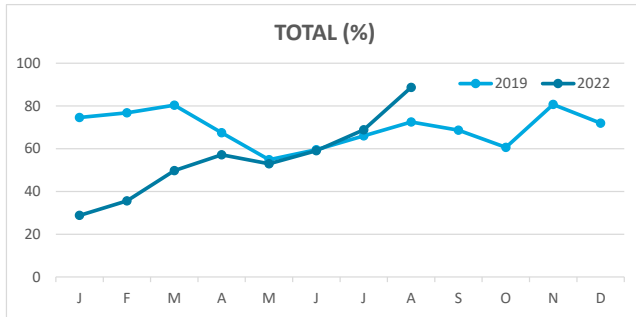


Note: LZ\* (Lanzarote), FV\* (Fuerteventura), GC\* (Gran Canaria), TF\* (Tenerife), LG\* (La Gomera), LP\* (La Palma) and EH\* (El Hierro).

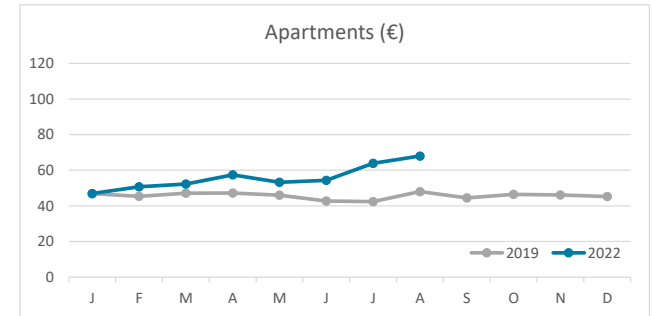
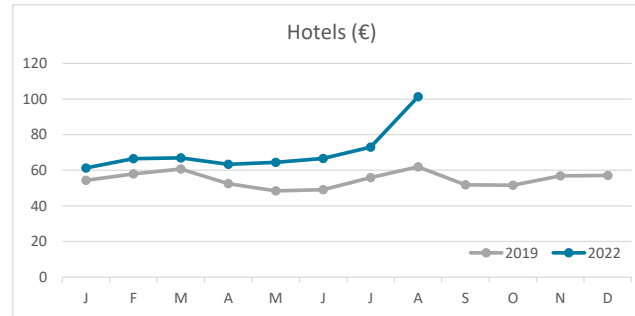
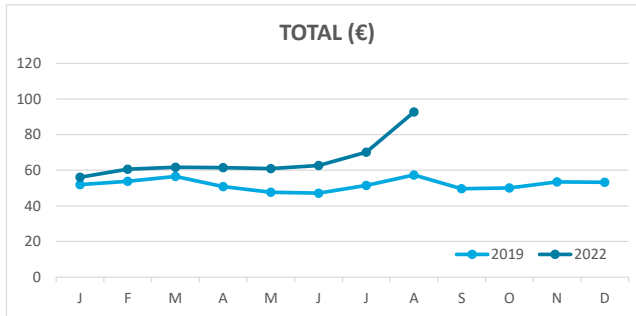
# Main tourist accommodation indicators LA PALMA (January - August 2022)



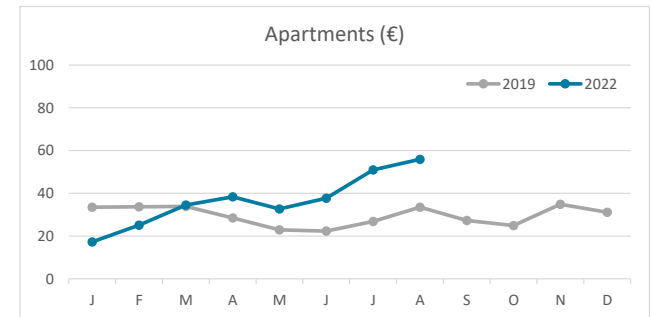
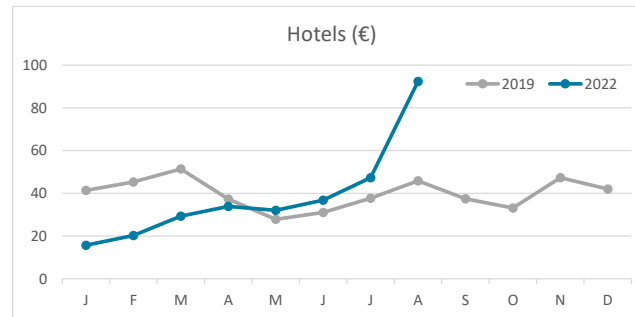
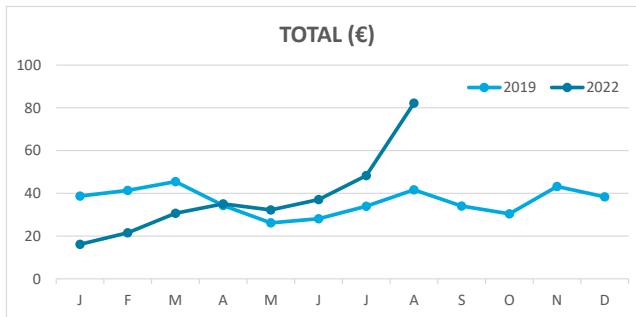
## OCCUPANCY RATE PER ROOM / APARTMENT



## ADR (Average Daily Rate)



## REVPAR (Revenue Per Available Room)



Note: "Guests indicator" refers to number of guests checking in as new arrivals.  
Source: Encuestas de Alojamiento Turístico (ISTAC)