

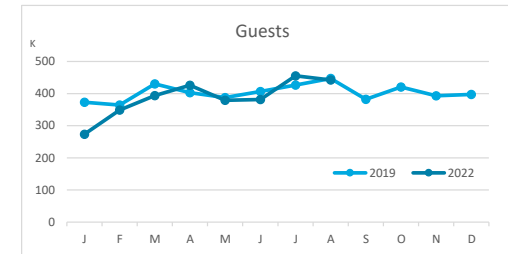
Main tourist accommodation indicators

TENERIFE (January - August 2022)



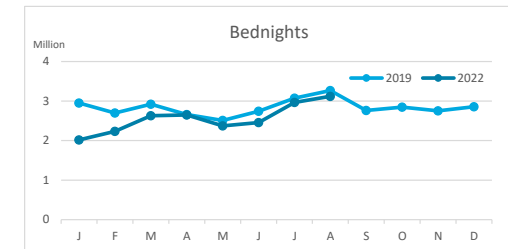
GUESTS BY ACCOMMODATION TYPE (*)

| | Breakdown by accommodation type | | | | | | | | | | | |
|------------|---------------------------------|----------|----------------|------------------|-----------|----------|----------------|------------------|------------|----------|----------------|-----------------|
| | TOTAL | | | | Hotels | | | | Apartments | | | |
| | Abroad | Mainland | Canary Islands | Total | Abroad | Mainland | Canary Islands | Total | Abroad | Mainland | Canary Islands | Total |
| Jan-Aug 19 | 2,510,021 | 437,092 | 291,675 | 3,238,788 | 1,775,973 | 375,019 | 215,458 | 2,366,450 | 734,048 | 62,073 | 76,217 | 872,338 |
| Jan-Aug 22 | 2,395,130 | 401,631 | 304,356 | 3,101,117 | 1,866,269 | 356,182 | 235,952 | 2,458,403 | 528,861 | 45,449 | 68,404 | 642,714 |
| Change | -114,891 | -35,461 | 12,681 | -137,671 | 90,296 | -18,837 | 20,494 | 91,953 | -205,187 | -16,624 | -7,813 | -229,624 |
| Change, % | -4.6% | -8.1% | 4.3% | -4.3% | 5.1% | -5.0% | 9.5% | 3.9% | -28.0% | -26.8% | -10.3% | -26.3% |



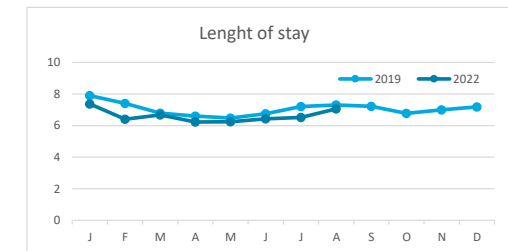
BEDNIGHTS

| | Breakdown by accommodation type | | | | | | | | | | | |
|------------|---------------------------------|-----------|----------------|-------------------|------------|-----------|----------------|-------------------|------------|----------|----------------|-------------------|
| | TOTAL | | | | Hotels | | | | Apartments | | | |
| | Abroad | Mainland | Canary Islands | Total | Abroad | Mainland | Canary Islands | Total | Abroad | Mainland | Canary Islands | Total |
| Jan-Aug 19 | 19,563,032 | 2,324,362 | 931,022 | 22,818,416 | 13,440,146 | 1,983,731 | 620,242 | 16,044,119 | 6,122,886 | 340,631 | 310,780 | 6,774,297 |
| Jan-Aug 22 | 17,588,276 | 2,000,911 | 855,690 | 20,444,877 | 13,340,925 | 1,749,690 | 624,677 | 15,715,292 | 4,247,351 | 251,221 | 231,013 | 4,729,585 |
| Change | -1,974,756 | -323,451 | -75,332 | -2,373,539 | -99,221 | -234,041 | 4,435 | -328,827 | -1,875,535 | -89,410 | -79,767 | -2,044,712 |
| Change, % | -10.1% | -13.9% | -8.1% | -10.4% | -0.7% | -11.8% | 0.7% | -2.0% | -30.6% | -26.2% | -25.7% | -30.2% |

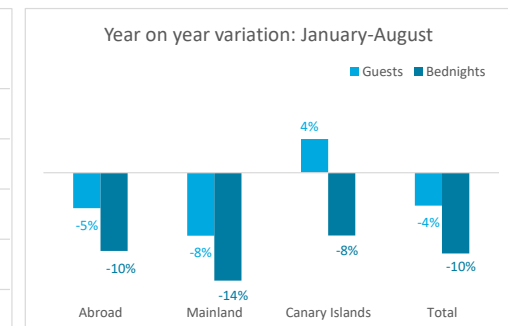
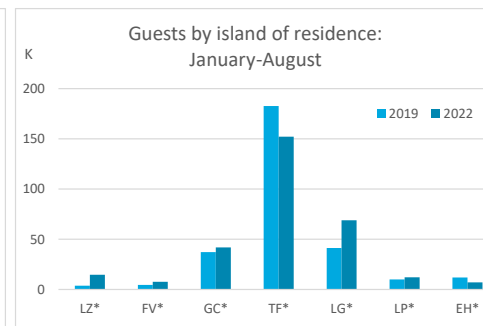
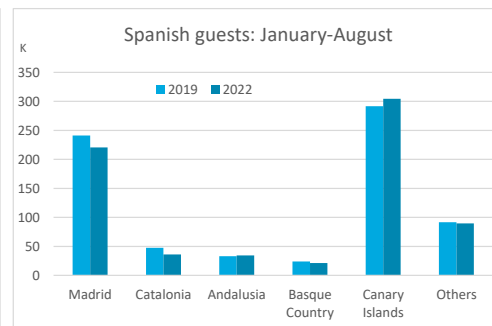
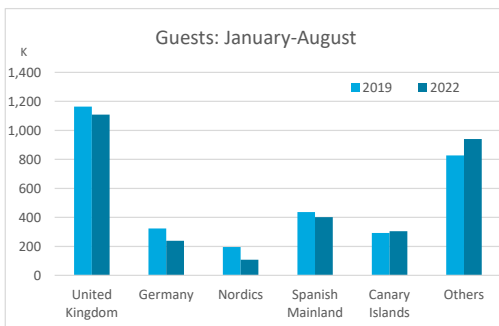


LENGTH OF STAY

| | Breakdown by accommodation type | | | | | | | | | | | |
|------------|---------------------------------|----------|----------------|-------------|--------|----------|----------------|-------------|------------|----------|----------------|-------------|
| | TOTAL | | | | Hotels | | | | Apartments | | | |
| | Abroad | Mainland | Canary Islands | Total | Abroad | Mainland | Canary Islands | Total | Abroad | Mainland | Canary Islands | Total |
| Jan-Aug 19 | 7.8 | 5.3 | 3.2 | 7.0 | 7.6 | 5.3 | 2.9 | 6.8 | 8.3 | 5.5 | 4.1 | 7.8 |
| Jan-Aug 22 | 7.3 | 5.0 | 2.8 | 6.6 | 7.1 | 4.9 | 2.6 | 6.4 | 8.0 | 5.5 | 3.4 | 7.4 |
| Change | -0.5 | -0.3 | -0.4 | -0.5 | -0.4 | -0.4 | -0.2 | -0.4 | -0.3 | 0.0 | -0.7 | -0.4 |



GUESTS AND BEDNIGHTS BY PLACE OF RESIDENCE



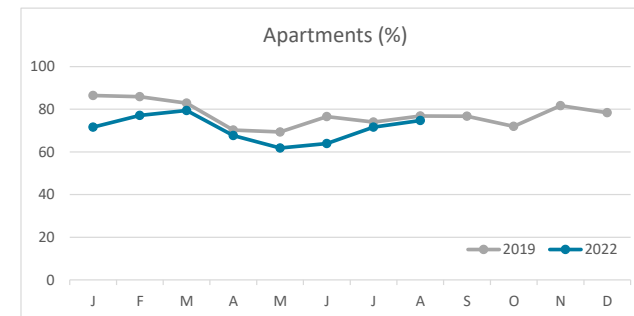
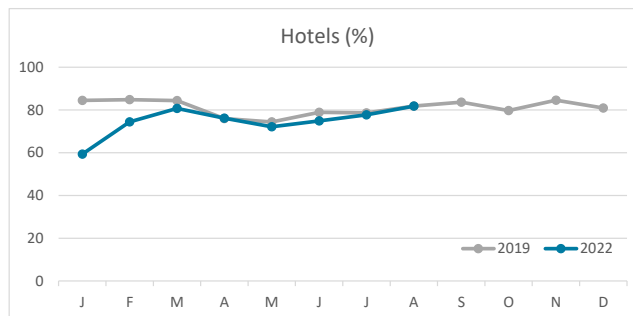
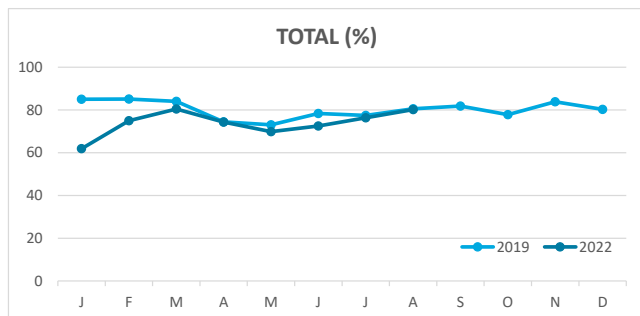
Note: LZ* (Lanzarote), FV* (Fuerteventura), GC* (Gran Canaria), TF* (Tenerife), LG* (La Gomera), LP* (La Palma) and EH* (El Hierro).

Main tourist accommodation indicators

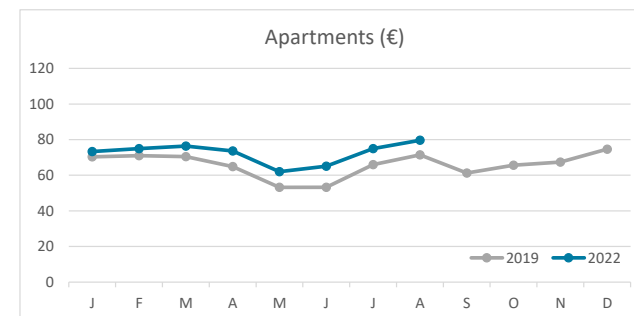
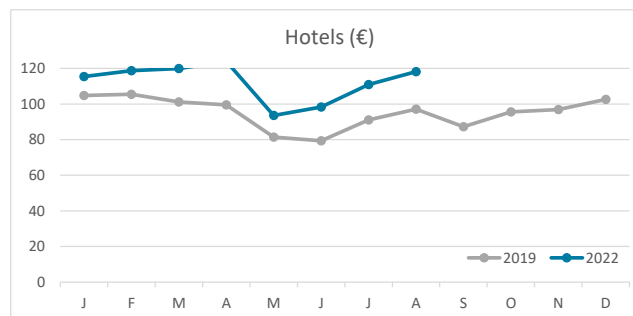
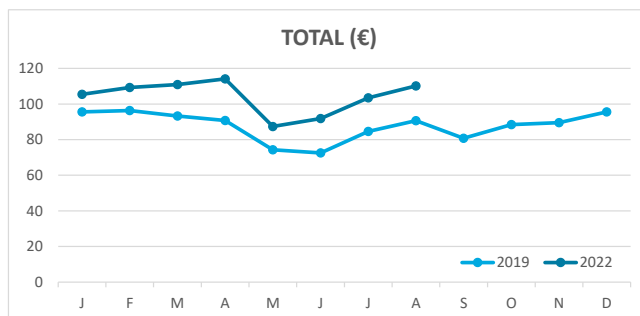
TENERIFE (January - August 2022)



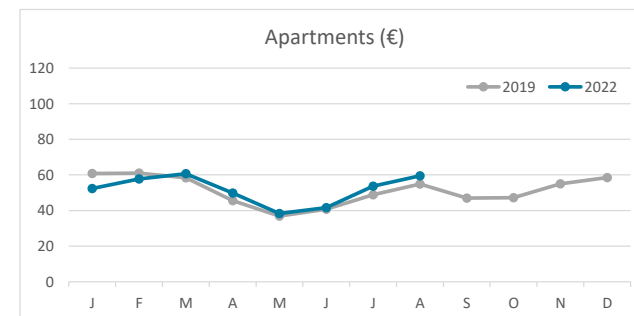
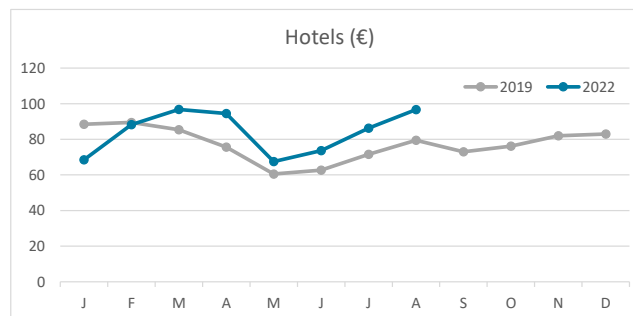
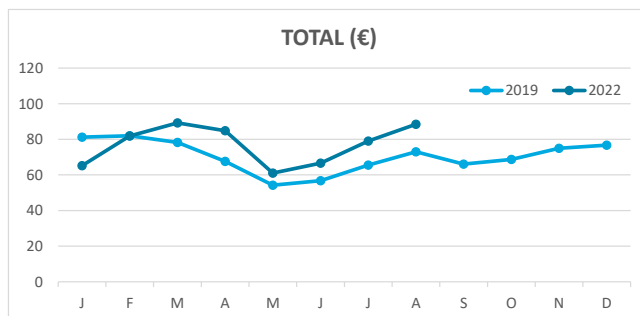
OCCUPANCY RATE PER ROOM / APARTMENT



ADR (Average Daily Rate)



REVPAR (Revenue Per Available Room)



Note: "Guests indicator" refers to number of guests checking in as new arrivals.
 Source: Encuestas de Alojamiento Turístico (ISTAC)