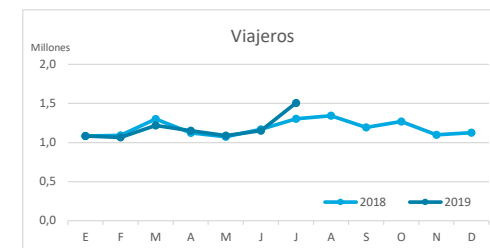


Principales indicadores de alojamiento turístico CANARIAS (hasta julio 2019)



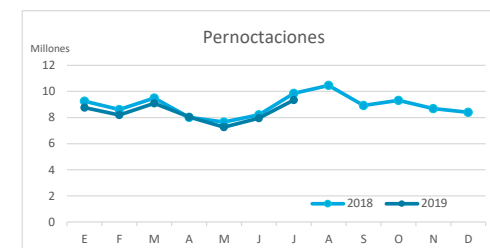
VIAJEROS EN ALOJAMIENTO TURÍSTICO

| | Detalle según tipo de alojamiento | | | | | | | | | | | |
|-----------|-----------------------------------|--------------|----------|------------------|-----------------|--------------|----------|------------------|-----------------|--------------|----------|------------------|
| | TOTAL | | | | Hotelero | | | | Extrahotelero | | | |
| | Extranjeros | Peninsulares | Canarios | Total | Extranjeros | Peninsulares | Canarios | Total | Extranjeros | Peninsulares | Canarios | Total |
| ene-jul18 | 6.519.312 | 811.806 | 818.049 | 8.149.167 | 4.574.489 | 613.292 | 488.865 | 5.676.646 | 1.944.823 | 198.514 | 329.184 | 2.472.521 |
| ene-jul19 | 5.965.973 | 887.819 | 856.462 | 7.659.819 | 4.419.012 | 688.577 | 601.187 | 5.708.776 | 1.546.961 | 199.242 | 255.275 | 1.951.043 |
| Dif | -553.339 | 76.013 | 38.413 | -489.348 | -155.477 | 75.285 | 112.322 | 32.130 | -397.862 | 728 | -73.909 | -521.478 |
| Dif, % | -8,5% | 9,4% | 4,7% | -6,0% | -3,4% | 12,3% | 23,0% | 0,6% | -20,5% | 0,4% | -22,5% | -21,1% |



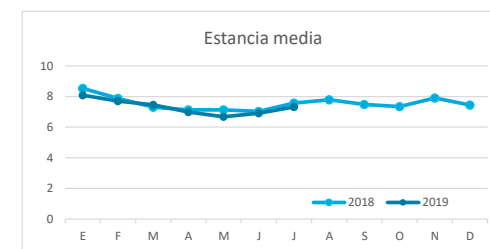
PERNOCTACIONES

| | Detalle según tipo de alojamiento | | | | | | | | | | | |
|-----------|-----------------------------------|--------------|-----------|-------------------|-------------------|--------------|-----------|-------------------|-------------------|--------------|-----------|-------------------|
| | TOTAL | | | | Hotelero | | | | Extrahotelero | | | |
| | Extranjeros | Peninsulares | Canarios | Total | Extranjeros | Peninsulares | Canarios | Total | Extranjeros | Peninsulares | Canarios | Total |
| ene-jul18 | 54.223.829 | 4.085.150 | 2.808.506 | 61.117.485 | 36.240.599 | 3.054.653 | 1.438.763 | 40.734.015 | 17.983.230 | 1.030.497 | 1.369.743 | 20.383.470 |
| ene-jul19 | 48.835.576 | 4.480.766 | 2.775.103 | 55.787.799 | 34.511.428 | 3.373.528 | 1.787.539 | 39.672.495 | 14.324.148 | 1.107.238 | 987.564 | 16.115.304 |
| Dif | -5.388.253 | 395.616 | -33.403 | -5.329.686 | -1.729.171 | 318.875 | 348.776 | -1.061.520 | -3.659.082 | 76.741 | -382.179 | -4.268.166 |
| Dif, % | -9,9% | 9,7% | -1,2% | -8,7% | -4,8% | 10,4% | 24,2% | -2,6% | -20,3% | 7,4% | -27,9% | -20,9% |

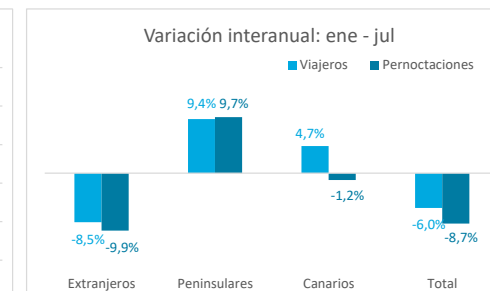
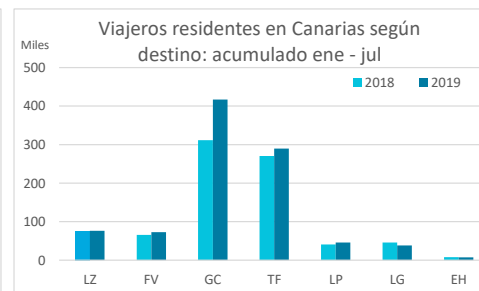
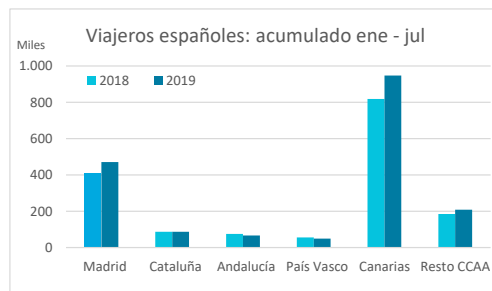
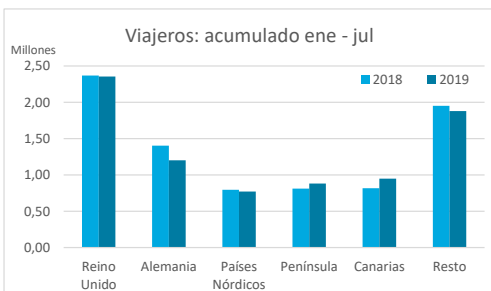


ESTANCIA MEDIA

| | Detalle según tipo de alojamiento | | | | | | | | | | | |
|-----------|-----------------------------------|--------------|-------------|-------------|-------------|--------------|----------|-------------|---------------|--------------|-------------|------------|
| | TOTAL | | | | Hotelero | | | | Extrahotelero | | | |
| | Extranjeros | Peninsulares | Canarios | Total | Extranjeros | Peninsulares | Canarios | Total | Extranjeros | Peninsulares | Canarios | Total |
| ene-jul18 | 8,3 | 5,0 | 3,4 | 7,5 | 7,9 | 5,0 | 2,9 | 7,2 | 9,2 | 5,2 | 4,2 | 8,2 |
| ene-jul19 | 8,2 | 5,0 | 3,2 | 7,3 | 7,8 | 4,9 | 3,0 | 6,9 | 9,3 | 5,6 | 3,9 | 8,3 |
| Dif | -0,1 | 0,0 | -0,2 | -0,2 | -0,1 | -0,1 | 0,0 | -0,2 | 0,0 | 0,4 | -0,3 | 0,0 |

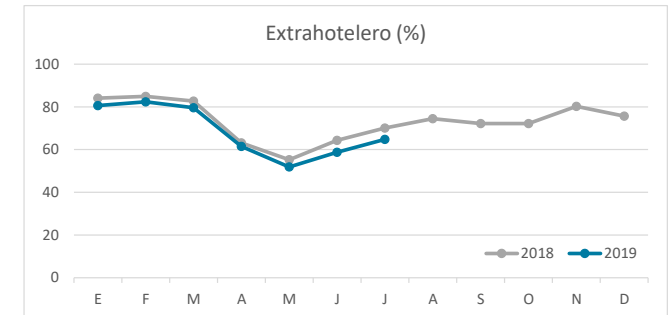
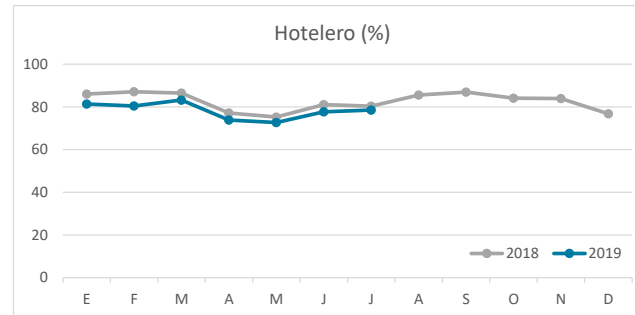
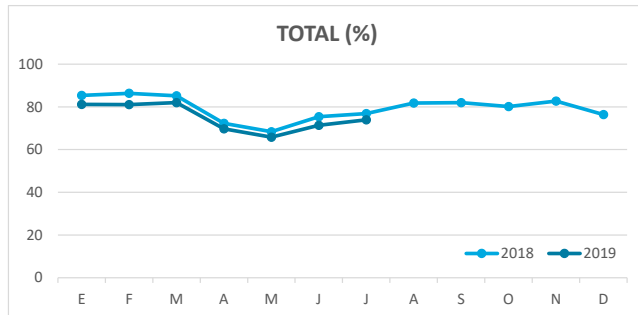


DETALLE VIAJEROS Y PERNOCTACIONES SEGÚN LUGAR DE RESIDENCIA

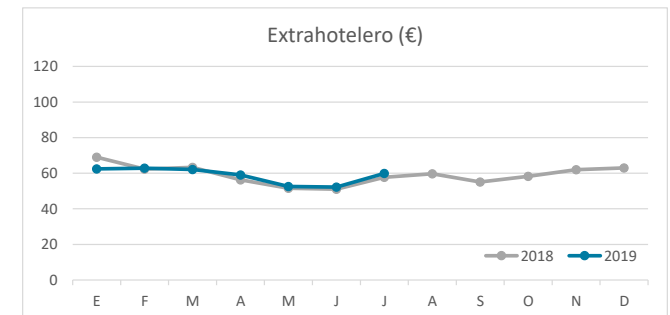
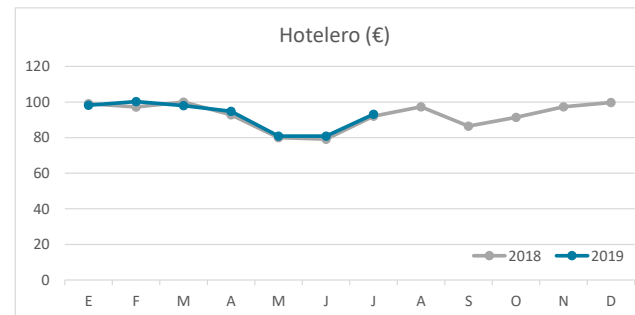
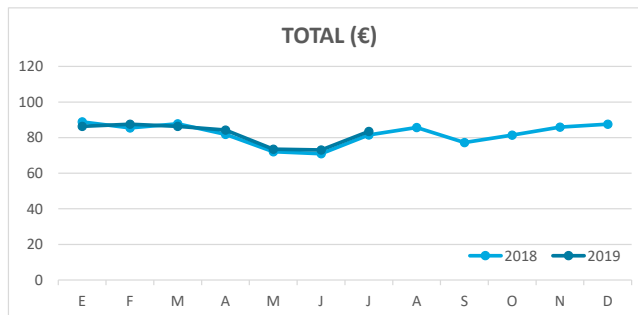


Principales indicadores de alojamiento turístico CANARIAS (hasta julio 2019)

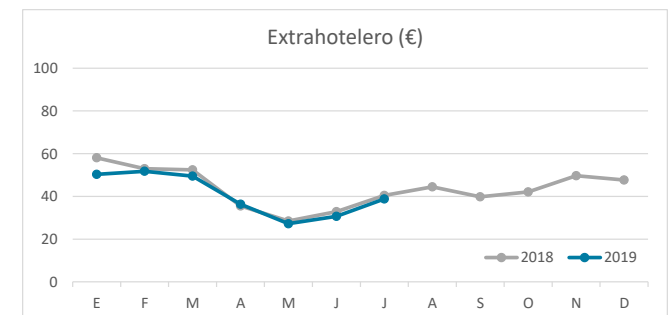
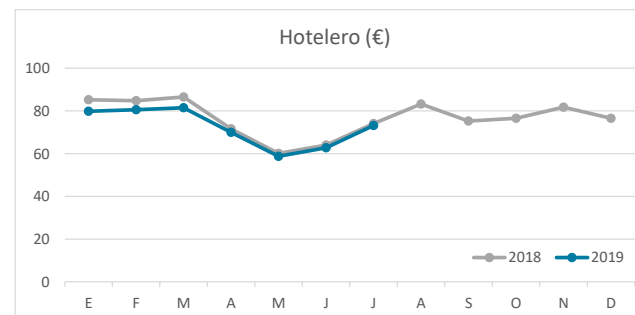
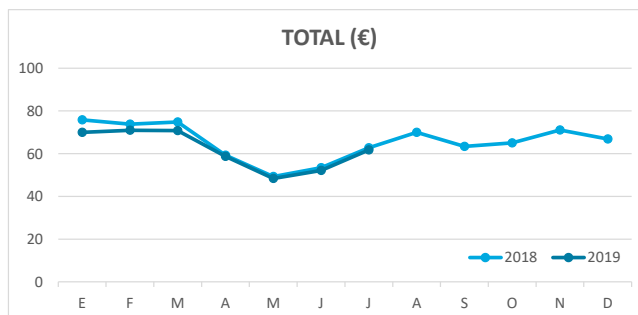
ÍNDICE DE OCUPACIÓN POR HABITACIÓN / APARTAMENTO



ADR (tarifa media diaria)



REVPAR (ingreso por habitación/apartamento disponible)



Nota: el indicador de viajeros se refiere a viajeros entrados.

Fuente: Encuestas de Alojamiento Turístico (ISTAC)