


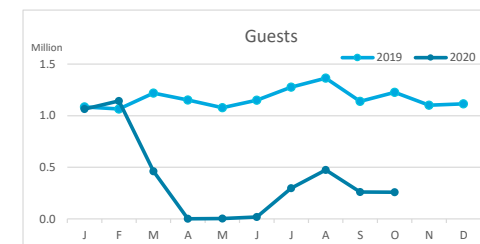
Main tourist accommodation indicators

CANARY ISLANDS (January - October 2020)



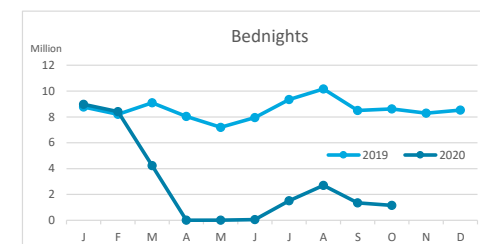
GUESTS BY ACCOMMODATION TYPE (*)

	Breakdown by accommodation type											
	TOTAL				Hotels				Apartments			
	Abroad	Mainland	Canary Islands	Total	Abroad	Mainland	Canary Islands	Total	Abroad	Mainland	Canary Islands	Total
Jan-Oct19	8,836,450	1,373,630	1,545,587	11,755,667	6,289,304	1,078,870	952,407	8,320,581	2,547,146	231,226	593,180	3,435,086
Jan-Oct20	2,770,048	553,165	658,291	3,981,504	2,028,786	464,643	432,742	2,926,171	740,732	88,152	225,351	1,054,235
Change	-6,066,402	-820,465	-887,296	-7,774,163	-4,260,518	-614,227	-519,665	-5,394,410	-1,806,414	-143,074	-367,829	-2,380,851
Change, %	-68.7%	-59.7%	-57.4%	-66.1%	-67.7%	-56.9%	-54.6%	-64.8%	-70.9%	-61.9%	-62.0%	-69.3%



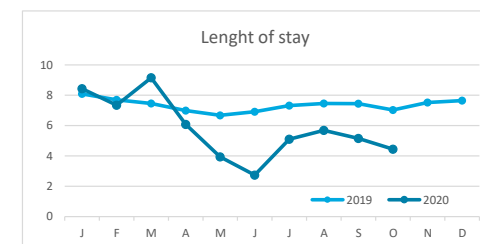
BEDNIGHTS

	Breakdown by accommodation type											
	TOTAL				Hotels				Apartments			
	Abroad	Mainland	Canary Islands	Total	Abroad	Mainland	Canary Islands	Total	Abroad	Mainland	Canary Islands	Total
Jan-Oct19	73,279,785	7,184,949	5,416,845	85,881,579	49,768,090	5,452,927	2,919,525	58,140,542	23,511,695	1,367,262	2,497,320	27,741,037
Jan-Oct20	23,393,399	2,679,892	2,305,728	28,379,019	15,850,391	2,136,449	1,353,416	19,340,256	7,540,458	540,011	951,617	9,032,086
Change	-49,886,386	-4,505,057	-3,111,117	-57,502,560	-33,917,699	-3,316,478	-1,566,109	-38,800,286	-15,971,237	-827,251	-1,545,703	-18,708,951
Change, %	-68.1%	-62.7%	-57.4%	-67.0%	-68.2%	-60.8%	-53.6%	-66.7%	-67.9%	-60.5%	-61.9%	-67.4%

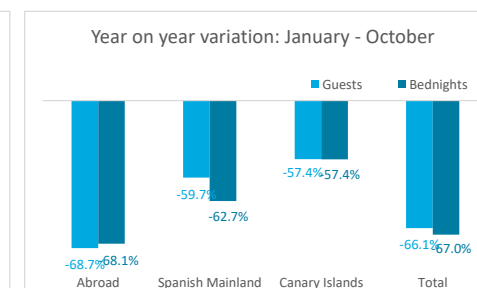
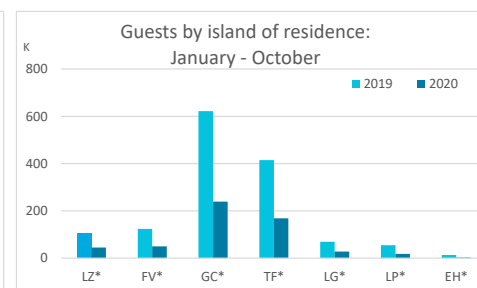
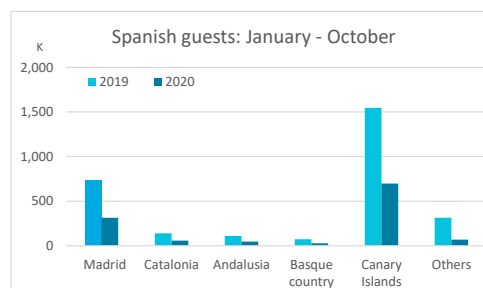
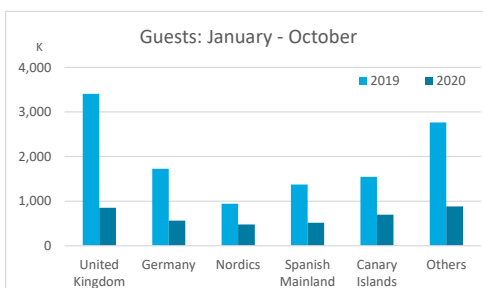


LENGHT OF STAY

	Breakdown by accommodation type											
	TOTAL				Hotels				Apartments			
	Abroad	Mainland	Canary Islands	Total	Abroad	Mainland	Canary Islands	Total	Abroad	Mainland	Canary Islands	Total
Jan-Oct19	8.3	5.2	3.5	7.3	7.9	5.1	3.1	7.0	9.2	5.9	4.2	8.1
Jan-Oct20	8.4	4.8	3.5	7.1	7.8	4.6	3.1	6.6	10.2	6.1	4.2	8.6
Change	0.2	-0.4	0.0	-0.2	-0.1	-0.5	0.1	-0.4	0.9	0.2	0.0	0.5




GUESTS AND BEDNIGHTS BY PLACE OF RESIDENCE



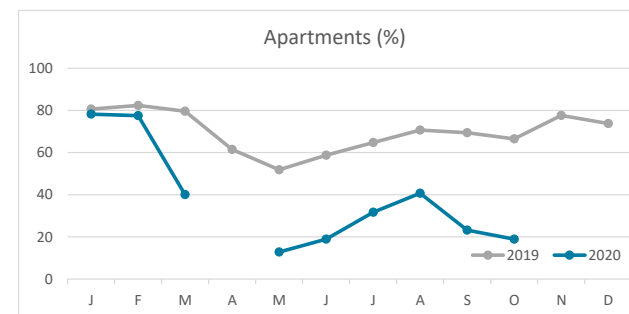
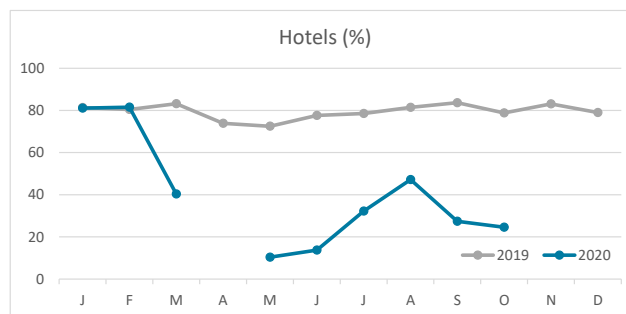
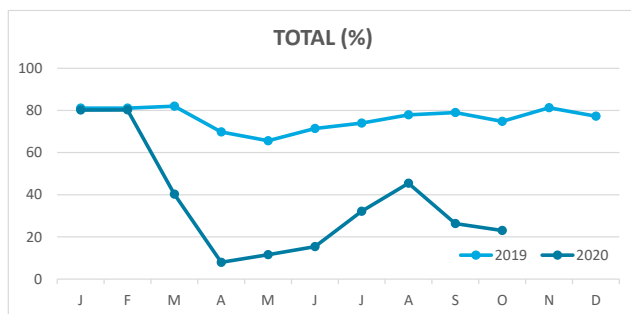
Note: LZ* (Lanzarote), FV* (Fuerteventura), GC* (Gran Canaria), TF* (Tenerife), LG* (La Gomera), LP* (La Palma) and EH* (El Hierro).
TOTAL does not coincide with the sum of hotel and non-hotel accommodations, since only aggregate data was published in April 2020.

Main tourist accommodation indicators

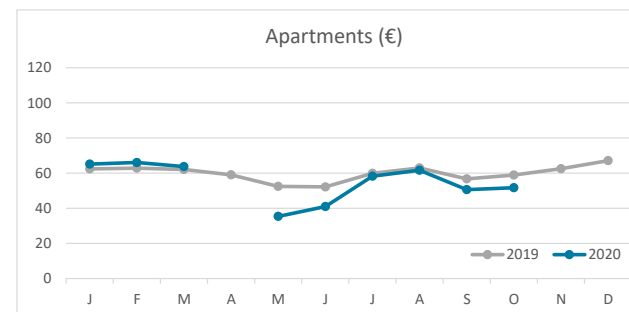
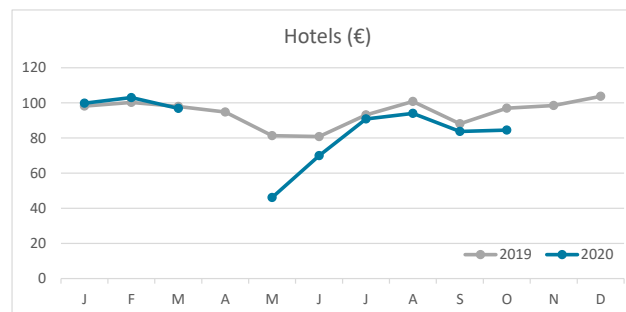
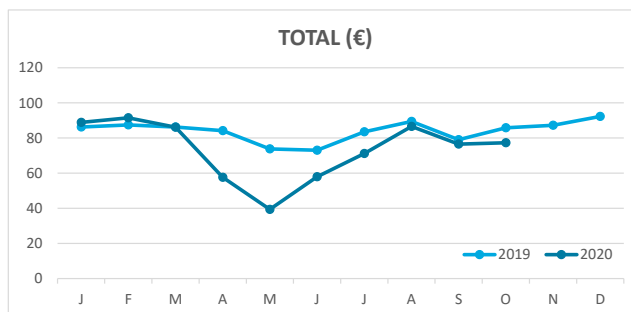
CANARY ISLANDS (January - October 2020)



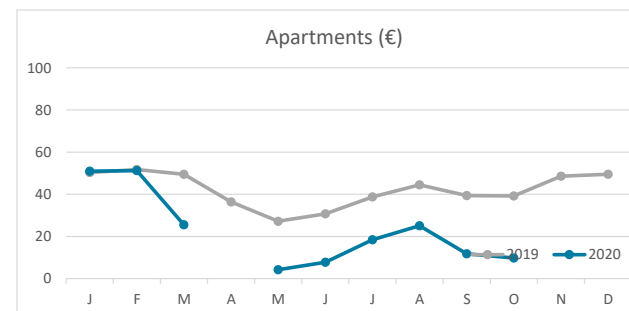
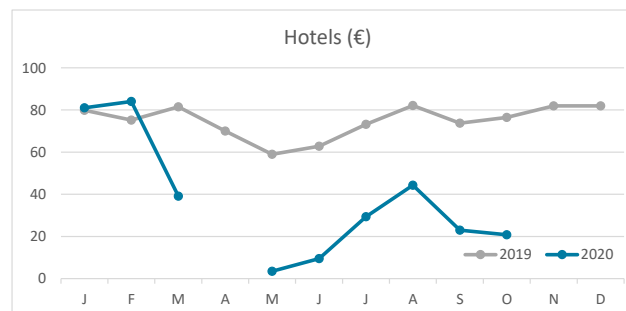
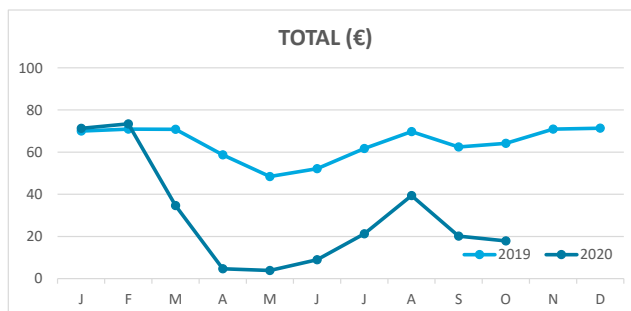
OCCUPANCY RATE PER ROOM / APARTMENT



ADR (Average Daily Rate)



REVPAR (Revenue Per Available Room)



Note: "Guests indicator" refers to number of guests checking in as new arrivals.
Source: Encuestas de Alojamiento Turístico (ISTAC)