

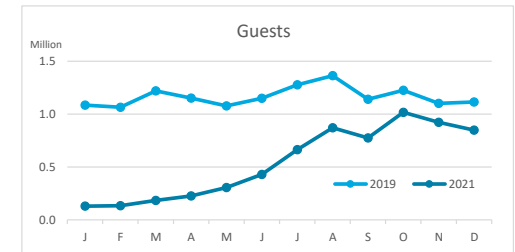
Main tourist accommodation indicators

CANARY ISLANDS (January - December 2021)



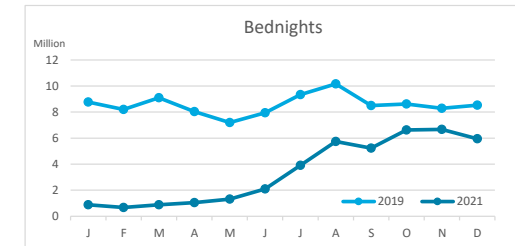
GUESTS BY ACCOMMODATION TYPE (*)

	Breakdown by accommodation type											
	TOTAL				Hotels				Apartments			
	Abroad	Mainland	Canary Islands	Total	Abroad	Mainland	Canary Islands	Total	Abroad	Mainland	Canary Islands	Total
Jan-Dec19	10,673,388	1,585,114	1,713,604	13,972,106	7,582,644	1,252,335	1,070,766	9,905,745	3,090,744	332,779	642,838	4,066,361
Jan-Dec21	4,103,880	1,047,675	1,354,513	6,506,068	3,252,139	907,200	971,370	5,130,709	851,741	140,475	383,143	1,375,359
Change	-6,569,508	-537,439	-359,091	-7,466,038	-4,330,505	-345,135	-99,396	-4,775,036	-2,239,003	-192,304	-259,695	-2,691,002
Change, %	-61.6%	-33.9%	-21.0%	-53.4%	-57.1%	-27.6%	-9.3%	-48.2%	-72.4%	-57.8%	-40.4%	-66.2%



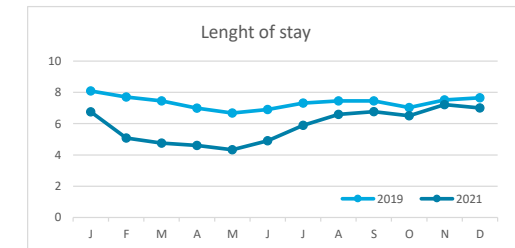
BEDNIGHTS

	Breakdown by accommodation type											
	TOTAL				Hotels				Apartments			
	Abroad	Mainland	Canary Islands	Total	Abroad	Mainland	Canary Islands	Total	Abroad	Mainland	Canary Islands	Total
Jan-Dec19	88,452,950	8,260,659	5,977,128	102,690,737	59,788,048	6,275,209	3,242,783	69,306,040	28,664,902	1,985,450	2,734,345	33,384,697
Jan-Dec21	31,500,218	4,929,566	4,597,220	41,027,004	24,363,946	4,162,350	2,985,252	31,511,548	7,136,272	767,216	1,611,968	9,515,456
Change	-56,952,732	-3,331,093	-1,379,908	-61,663,733	-35,424,102	-2,112,859	-257,531	-37,794,492	-21,528,630	-1,218,234	-1,122,377	-23,869,241
Change, %	-64.4%	-40.3%	-23.1%	-60.0%	-59.2%	-33.7%	-7.9%	-54.5%	-75.1%	-61.4%	-41.0%	-71.5%

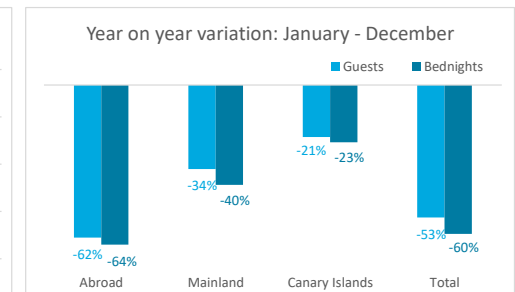
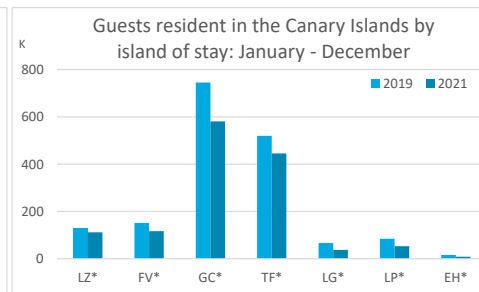
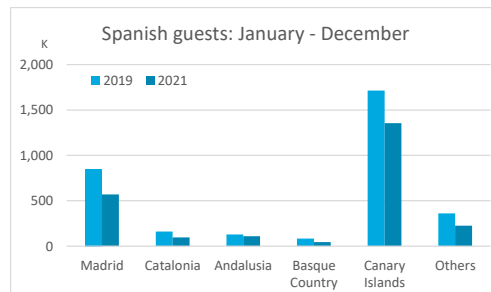
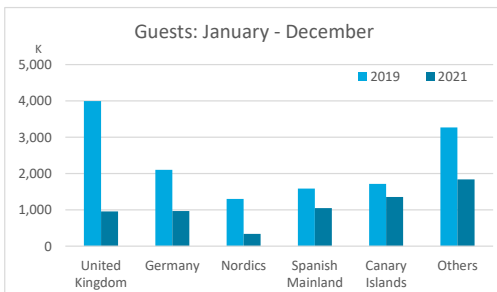


LENGHT OF STAY

	Breakdown by accommodation type											
	TOTAL				Hotels				Apartments			
	Abroad	Mainland	Canary Islands	Total	Abroad	Mainland	Canary Islands	Total	Abroad	Mainland	Canary Islands	Total
Jan-Dec19	8.3	5.2	3.5	7.3	7.9	5.0	3.0	7.0	9.3	6.0	4.3	8.2
Jan-Dec21	7.7	4.7	3.4	6.3	7.5	4.6	3.1	6.1	8.4	5.5	4.2	6.9
Change	-0.6	-0.5	-0.1	-1.0	-0.4	-0.4	0.0	-0.9	-0.9	-0.5	0.0	-1.3



GUESTS AND BEDNIGHTS BY PLACE OF RESIDENCE

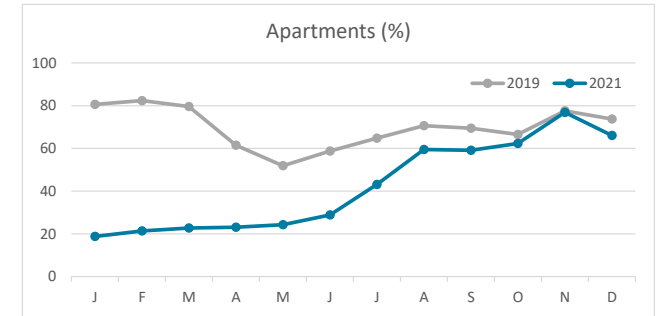
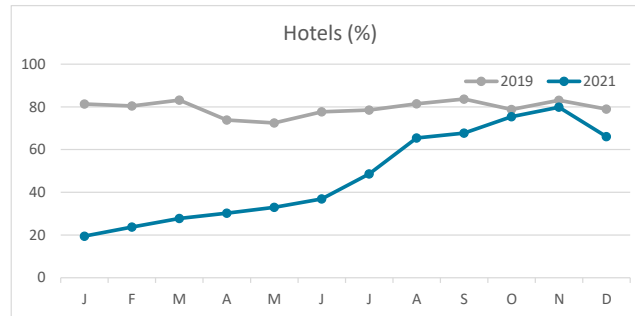
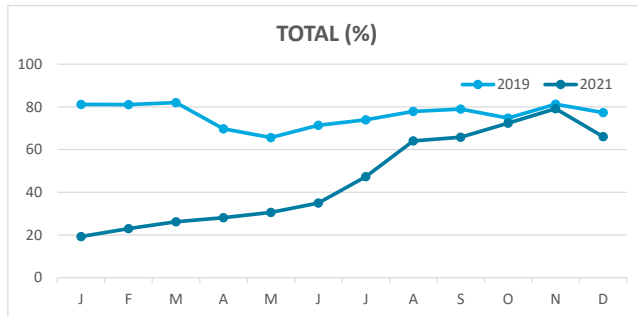


Note: LZ* (Lanzarote), FV* (Fuerteventura), GC* (Gran Canaria), TF* (Tenerife), LG* (La Gomera), LP* (La Palma) and EH* (El Hierro). TOTAL does not coincide with the sum of hotel and non-hotel accommodations, since only aggregate data was published in April 2020.

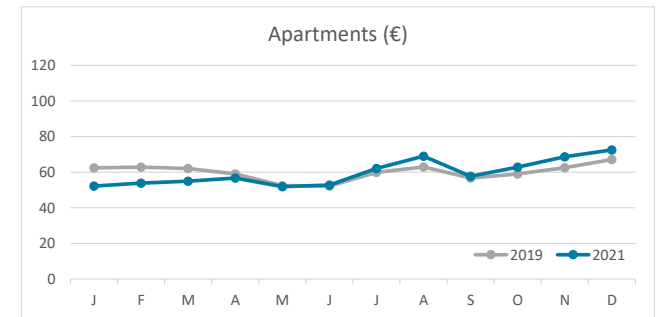
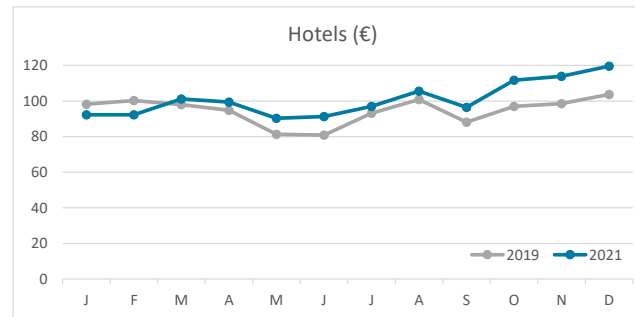
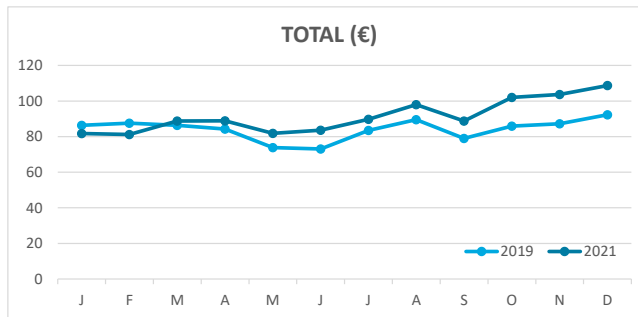
Main tourist accommodation indicators CANARY ISLANDS (January - December 2021)



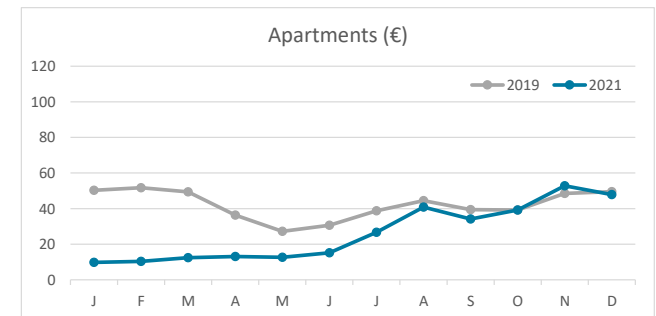
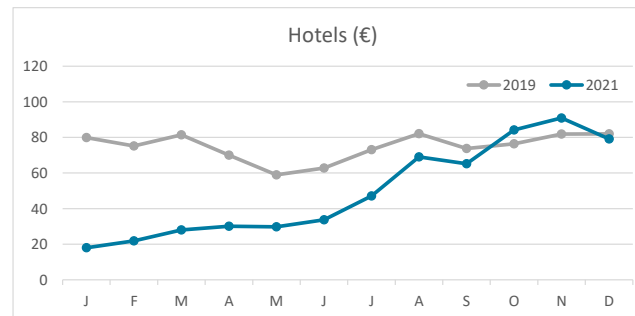
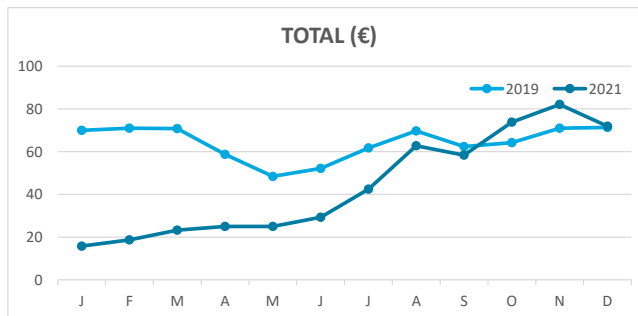
OCCUPANCY RATE PER ROOM / APARTMENT



ADR (Average Daily Rate)



REVPAR (Revenue Per Available Room)



Note: "Guests indicator" refers to number of guests checking in as new arrivals.
Source: Encuestas de Alojamiento Turístico (ISTAC)