

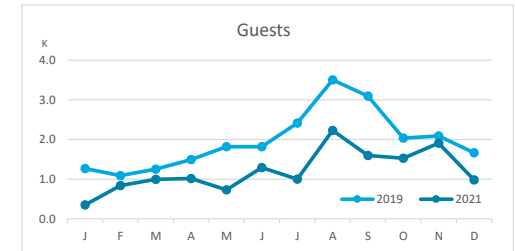
Main tourist accommodation indicators

EL HIERRO (January - December 2021)



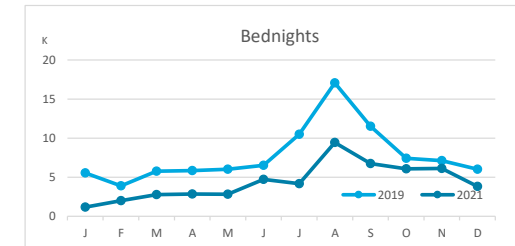
GUESTS BY ACCOMMODATION TYPE (*)

	Breakdown by accommodation type											
	TOTAL				Hotels				Apartments			
	Abroad	Mainland	Canary Islands	Total	Abroad	Mainland	Canary Islands	Total	Abroad	Mainland	Canary Islands	Total
Jan-Dec19	4,095	3,063	16,394	23,552	3,079	2,440	6,642	12,161	1,016	623	9,752	11,391
Jan-Dec21	2,256	3,820	8,396	14,472	1,898	3,486	3,706	9,090	358	334	4,690	5,382
Change	-1,839	757	-7,998	-9,080	-1,181	1,046	-2,936	-3,071	-658	-289	-5,062	-6,009
Change, %	-44.9%	24.7%	-48.8%	-38.6%	-38.4%	42.9%	-44.2%	-25.3%	-64.8%	-46.4%	-51.9%	-52.8%



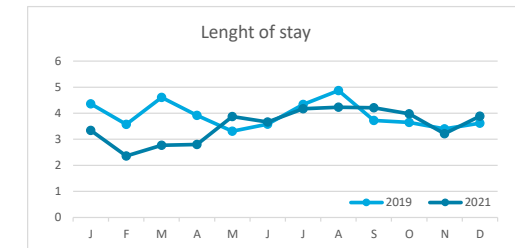
BEDNIGHTS

	Breakdown by accommodation type											
	TOTAL				Hotels				Apartments			
	Abroad	Mainland	Canary Islands	Total	Abroad	Mainland	Canary Islands	Total	Abroad	Mainland	Canary Islands	Total
Jan-Dec19	18,603	13,637	60,999	93,239	13,619	10,986	22,885	47,490	4,984	2,651	38,114	45,749
Jan-Dec21	8,337	16,312	28,034	52,683	6,673	14,722	9,339	30,734	1,664	1,590	18,695	21,949
Change	-10,266	2,675	-32,965	-40,556	-6,946	3,736	-13,546	-16,756	-3,320	-1,061	-19,419	-23,800
Change, %	-55.2%	19.6%	-54.0%	-43.5%	-51.0%	34.0%	-59.2%	-35.3%	-66.6%	-40.0%	-50.9%	-52.0%

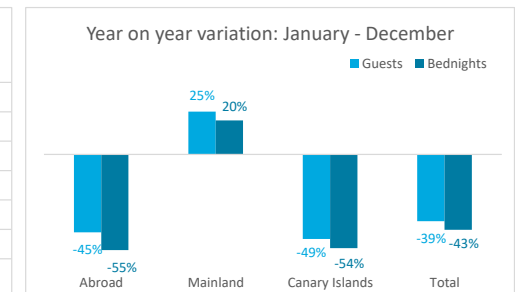
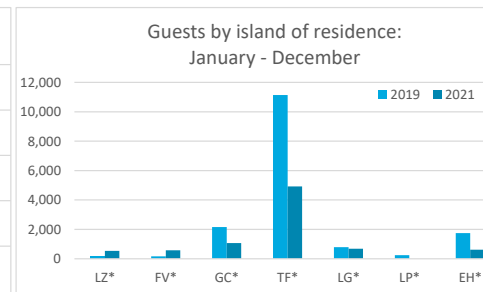
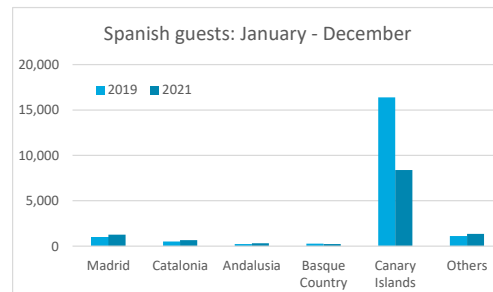
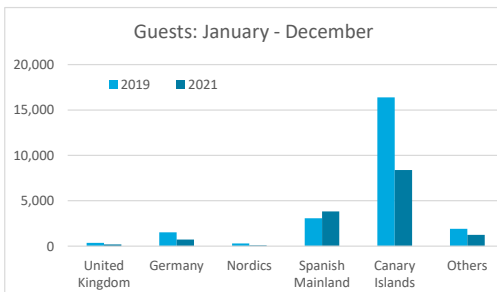


LENGHT OF STAY

	Breakdown by accommodation type											
	TOTAL				Hotels				Apartments			
	Abroad	Mainland	Canary Islands	Total	Abroad	Mainland	Canary Islands	Total	Abroad	Mainland	Canary Islands	Total
Jan-Dec19	4.5	4.5	3.7	4.0	4.4	4.5	3.4	3.9	4.9	4.3	3.9	4.0
Jan-Dec21	3.7	4.3	3.3	3.6	3.5	4.2	2.5	3.4	4.6	4.8	4.0	4.1
Change	-0.8	-0.2	-0.4	-0.3	-0.9	-0.3	-0.9	-0.5	-0.3	0.5	0.1	0.1



GUESTS AND BEDNIGHTS BY PLACE OF RESIDENCE

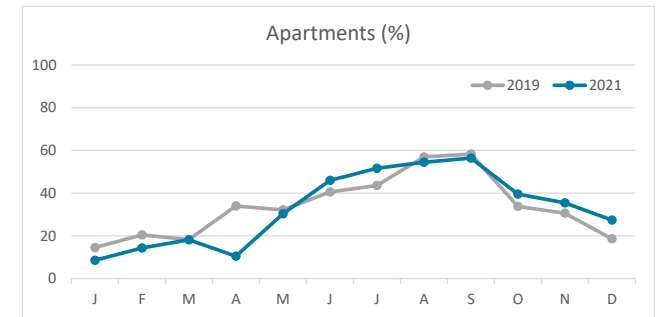
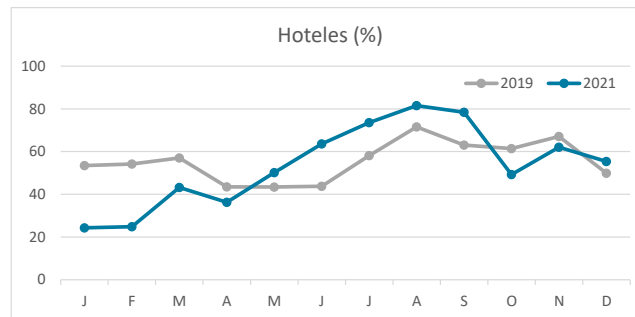
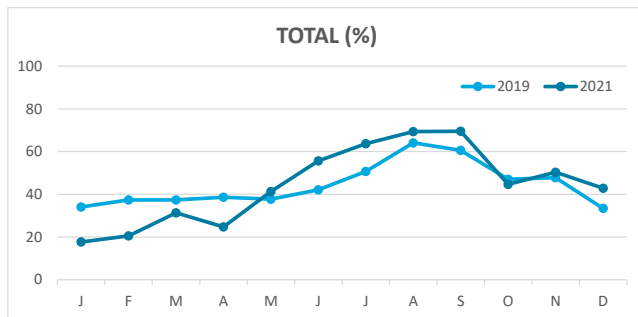


Note: LZ* (Lanzarote), FV* (Fuerteventura), GC* (Gran Canaria), TF* (Tenerife), LG* (La Gomera), LP* (La Palma) and EH* (El Hierro).
 TOTAL does not coincide with the sum of hotel and non-hotel accommodations, since between April and July 2020 the breakdown by islands was not published.

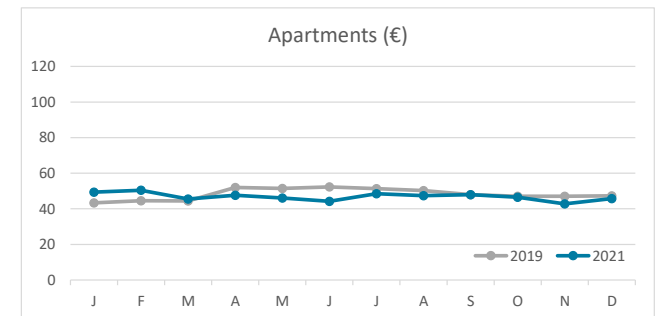
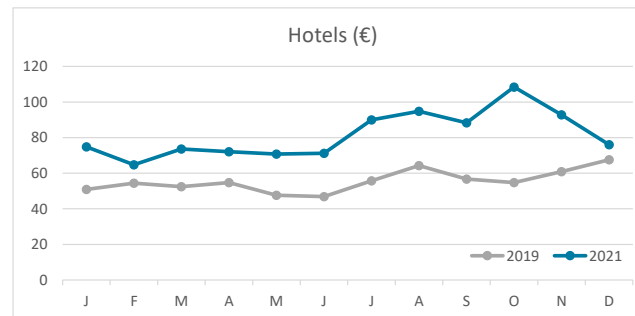
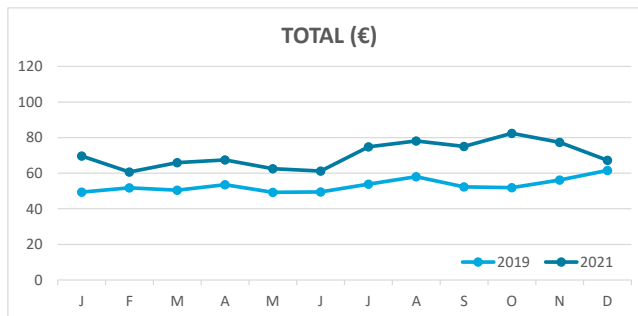
Main tourist accommodation indicators EL HIERRO (January - December 2021)



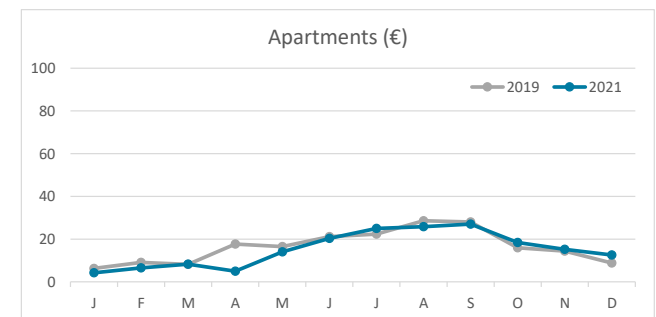
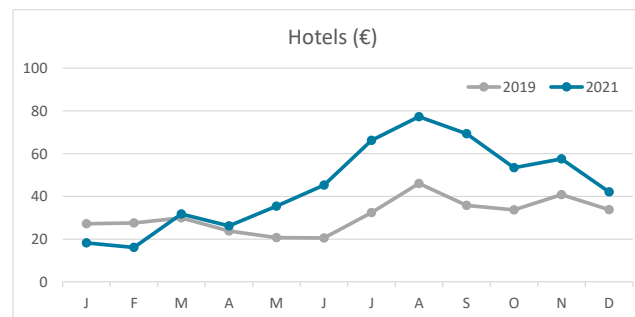
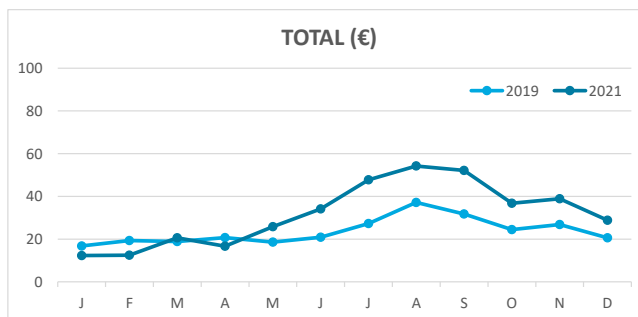
OCCUPANCY RATE PER ROOM / APARTMENT



ADR (Average Daily Rate)



REVPAR (Revenue Per Available Room)



Note: "Guests indicator" refers to number of guests checking in as new arrivals.
Source: Encuestas de Alojamiento Turístico (ISTAC)