

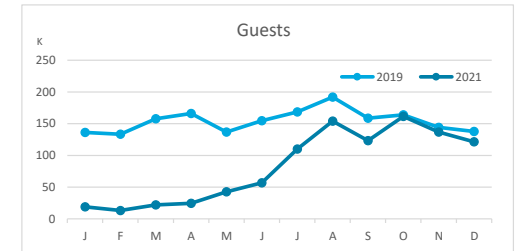
# Main tourist accommodation indicators

## FUERTEVENTURA (January - December 2021)



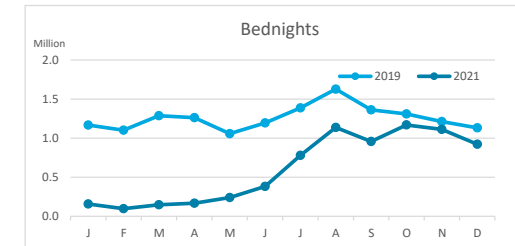
### GUESTS BY ACCOMMODATION TYPE (\*)

	Breakdown by accommodation type											
	TOTAL				Hotels				Apartments			
	Abroad	Mainland	Canary Islands	Total	Abroad	Mainland	Canary Islands	Total	Abroad	Mainland	Canary Islands	Total
Jan-Dec19	1,567,698	130,974	151,317	<b>1,849,989</b>	1,326,505	102,722	105,328	<b>1,534,555</b>	241,193	28,252	45,989	<b>315,434</b>
Jan-Dec21	758,140	110,210	117,001	<b>985,351</b>	681,059	83,181	94,385	<b>858,625</b>	77,081	27,029	22,616	<b>126,726</b>
Change	-809,558	-20,764	-34,316	<b>-864,638</b>	-645,446	-19,541	-10,943	<b>-675,930</b>	-164,112	-1,223	-23,373	<b>-188,708</b>
Change, %	-51.6%	-15.9%	-22.7%	<b>-46.7%</b>	-48.7%	-19.0%	-10.4%	<b>-44.0%</b>	-68.0%	-4.3%	-50.8%	<b>-59.8%</b>



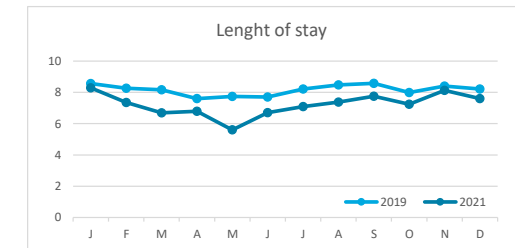
### BEDNIGHTS

	Breakdown by accommodation type											
	TOTAL				Hotels				Apartments			
	Abroad	Mainland	Canary Islands	Total	Abroad	Mainland	Canary Islands	Total	Abroad	Mainland	Canary Islands	Total
Jan-Dec19	13,702,086	728,878	669,426	<b>15,100,390</b>	11,151,120	562,944	379,083	<b>12,093,147</b>	2,550,966	165,934	290,343	<b>3,007,243</b>
Jan-Dec21	6,209,680	567,848	487,509	<b>7,265,037</b>	5,530,893	439,877	390,290	<b>6,361,060</b>	678,787	127,971	97,219	<b>903,977</b>
Change	-7,492,406	-161,030	-181,917	<b>-7,835,353</b>	-5,620,227	-123,067	11,207	<b>-5,732,087</b>	-1,872,179	-37,963	-193,124	<b>-2,103,266</b>
Change, %	-54.7%	-22.1%	-27.2%	<b>-51.9%</b>	-50.4%	-21.9%	3.0%	<b>-47.4%</b>	-73.4%	-22.9%	-66.5%	<b>-69.9%</b>

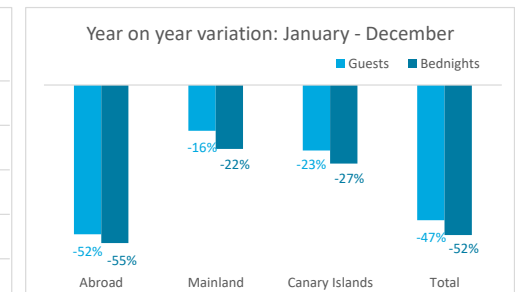
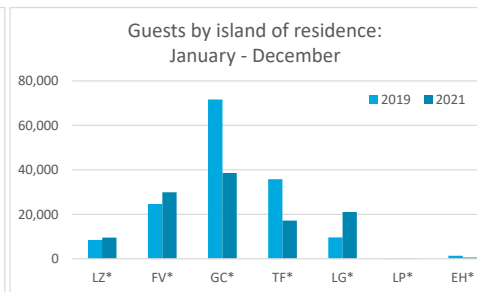
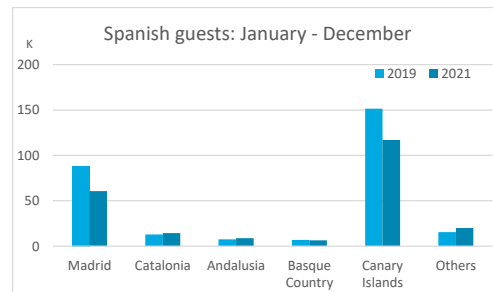
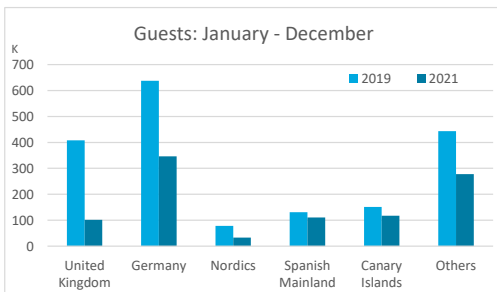


### LENGHT OF STAY

	Breakdown by accommodation type											
	TOTAL				Hotels				Apartments			
	Abroad	Mainland	Canary Islands	Total	Abroad	Mainland	Canary Islands	Total	Abroad	Mainland	Canary Islands	Total
Jan-Dec19	8.7	5.6	4.4	<b>8.2</b>	8.4	5.5	3.6	<b>7.9</b>	10.6	5.9	6.3	<b>9.5</b>
Jan-Dec21	8.2	5.2	4.2	<b>7.4</b>	8.1	5.3	4.1	<b>7.4</b>	8.8	4.7	4.3	<b>7.1</b>
Change	-0.5	-0.4	-0.3	<b>-0.8</b>	-0.3	-0.2	0.5	<b>-0.5</b>	-1.8	-1.1	-2.0	<b>-2.4</b>



### GUESTS AND BEDNIGHTS BY PLACE OF RESIDENCE

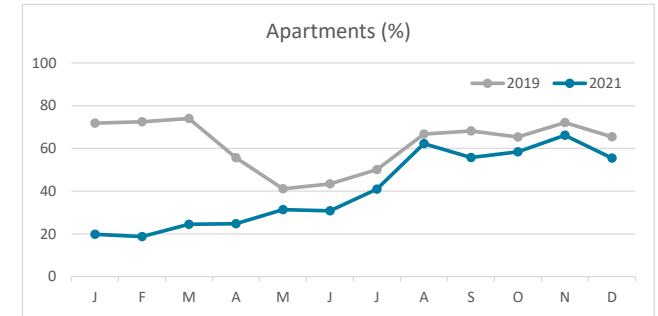
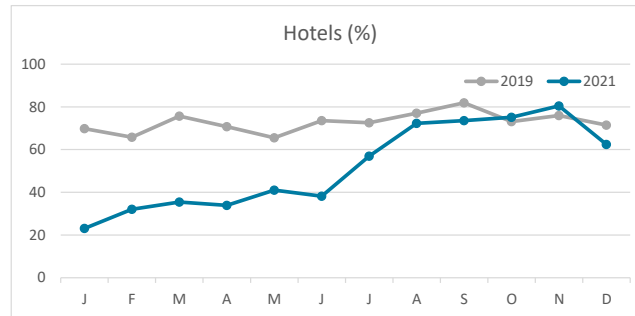
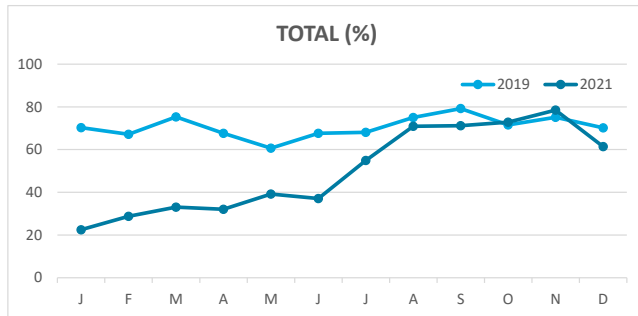


Note: LZ\* (Lanzarote), FV\* (Fuerteventura), GC\* (Gran Canaria), TF\* (Tenerife), LG\* (La Gomera), LP\* (La Palma) and EH\* (El Hierro).  
 TOTAL does not coincide with the sum of hotel and non-hotel accommodations, since between April and July 2020 the breakdown by islands was not published.

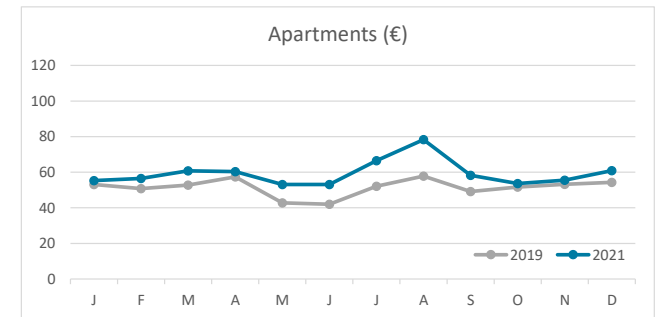
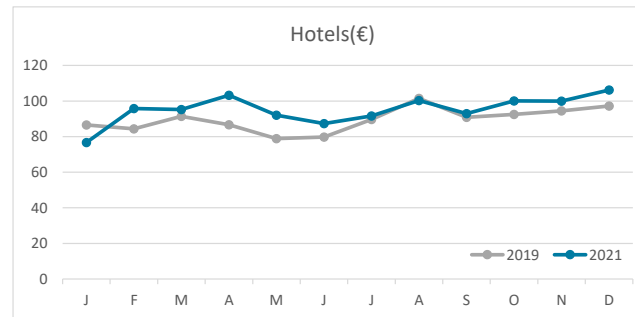
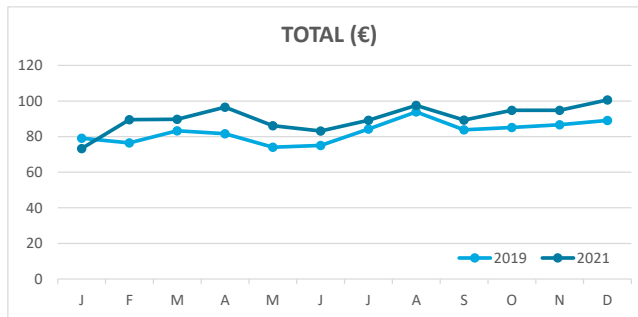
# Main tourist accommodation indicators FUERTEVENTURA (January - December 2021)



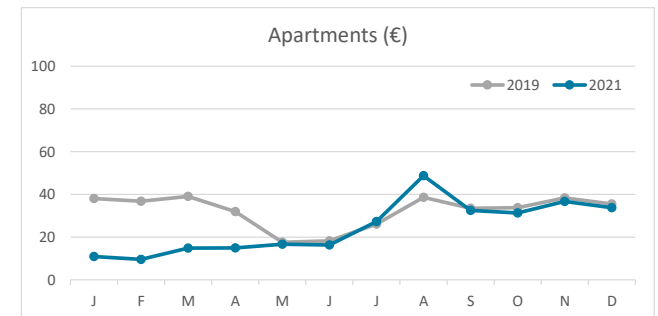
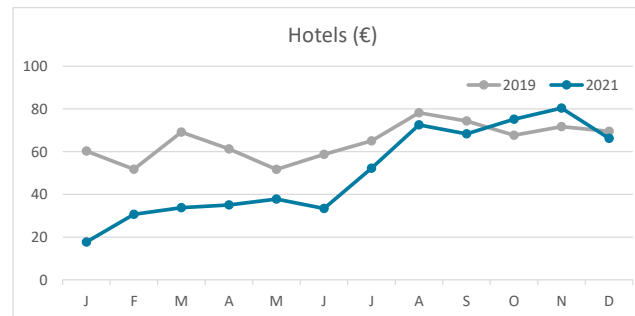
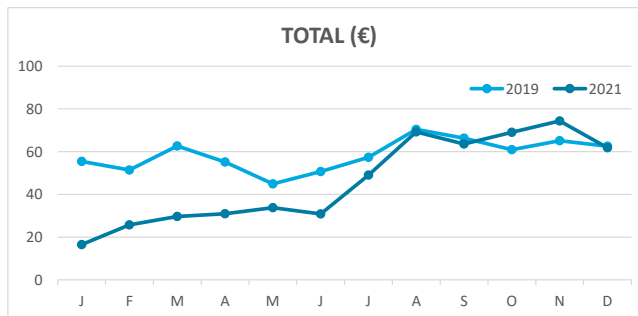
## OCCUPANCY RATE PER ROOM / APARTMENT



## ADR (Average Daily Rate)



## REVPAR (Revenue Per Available Room)



Note: "Guests indicator" refers to number of guests checking in as new arrivals.  
Source: Encuestas de Alojamiento Turístico (ISTAC)