

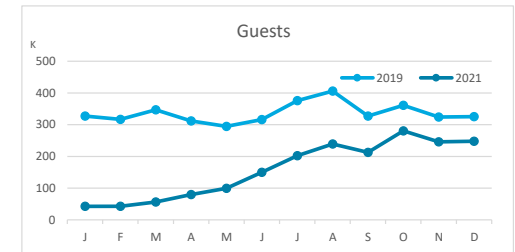
Main tourist accommodation indicators

GRAN CANARIA (January - December 2021)



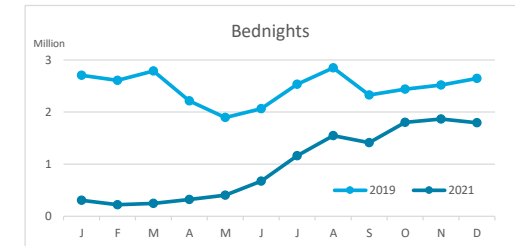
GUESTS BY ACCOMMODATION TYPE (*)

	Breakdown by accommodation type											
	TOTAL				Hotels				Apartments			
	Abroad	Mainland	Canary Islands	Total	Abroad	Mainland	Canary Islands	Total	Abroad	Mainland	Canary Islands	Total
Jan-Dec19	2,793,750	495,281	744,702	4,033,733	1,927,606	340,717	416,566	2,684,889	866,144	154,564	328,136	1,348,844
Jan-Dec21	1,069,009	249,140	580,690	1,898,839	856,142	227,100	411,960	1,495,202	212,867	22,040	168,730	403,637
Change	-1,724,741	-246,141	-164,012	-2,134,894	-1,071,464	-113,617	-4,606	-1,189,687	-653,277	-132,524	-159,406	-945,207
Change, %	-61.7%	-49.7%	-22.0%	-52.9%	-55.6%	-33.3%	-1.1%	-44.3%	-75.4%	-85.7%	-48.6%	-70.1%



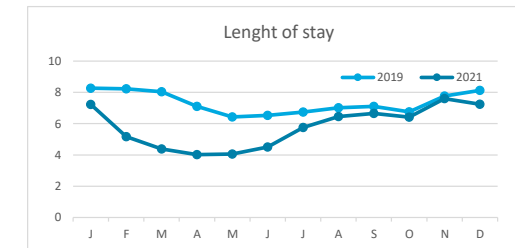
BEDNIGHTS

	Breakdown by accommodation type											
	TOTAL				Hotels				Apartments			
	Abroad	Mainland	Canary Islands	Total	Abroad	Mainland	Canary Islands	Total	Abroad	Mainland	Canary Islands	Total
Jan-Dec19	24,566,371	2,435,786	2,595,716	29,597,873	15,835,881	1,481,828	1,278,297	18,596,006	8,730,490	953,958	1,317,419	11,001,867
Jan-Dec21	8,555,773	1,076,859	2,129,003	11,761,635	6,541,468	941,966	1,322,008	8,805,442	2,014,305	134,893	806,995	2,956,193
Change	-16,010,598	-1,358,927	-466,713	-17,836,238	-9,294,413	-539,862	43,711	-9,790,564	-6,716,185	-819,065	-510,424	-8,045,674
Change, %	-65.2%	-55.8%	-18.0%	-60.3%	-58.7%	-36.4%	3.4%	-52.6%	-76.9%	-85.9%	-38.7%	-73.1%

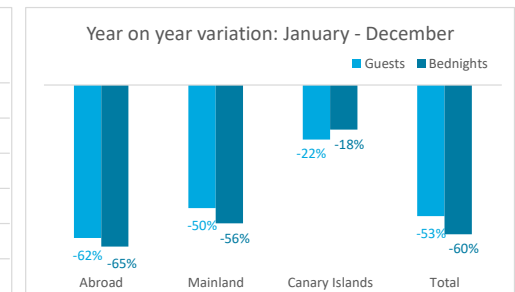
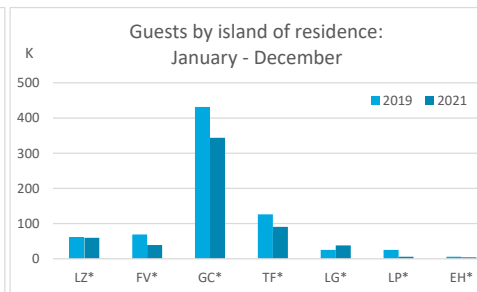
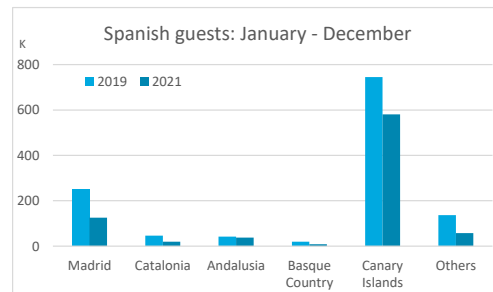
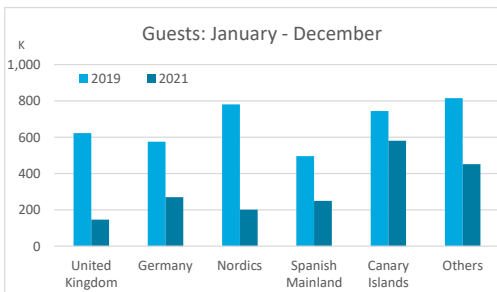


LENGTH OF STAY

	Breakdown by accommodation type											
	TOTAL				Hotels				Apartments			
	Abroad	Mainland	Canary Islands	Total	Abroad	Mainland	Canary Islands	Total	Abroad	Mainland	Canary Islands	Total
Jan-Dec19	8.8	4.9	3.5	7.3	8.2	4.3	3.1	6.9	10.1	6.2	4.0	8.2
Jan-Dec21	8.0	4.3	3.7	6.2	7.6	4.1	3.2	5.9	9.5	6.1	4.8	7.3
Change	-0.8	-0.6	0.2	-1.1	-0.6	-0.2	0.1	-1.0	-0.6	-0.1	0.8	-0.8



GUESTS AND BEDNIGHTS BY PLACE OF RESIDENCE

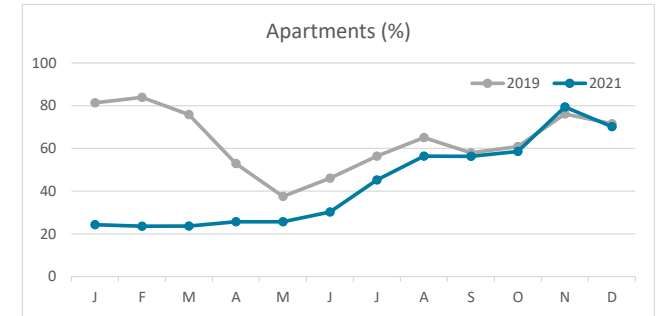
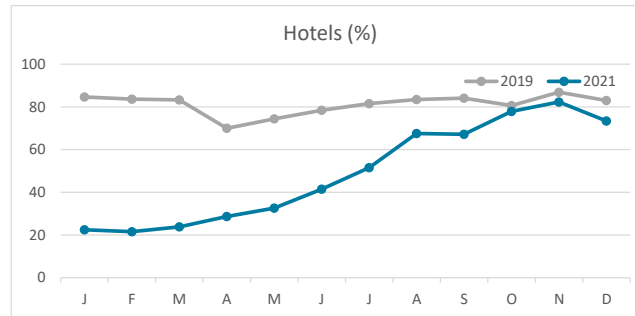
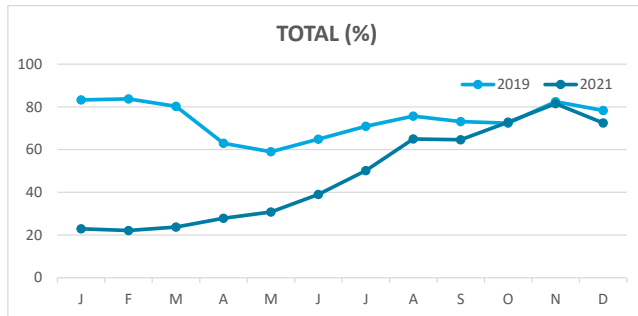


Note: LZ* (Lanzarote), FV* (Fuerteventura), GC* (Gran Canaria), TF* (Tenerife), LG* (La Gomera), LP* (La Palma) and EH* (El Hierro).
 TOTAL does not coincide with the sum of hotel and non-hotel accommodations, since between April and July 2020 the breakdown by islands was not published.

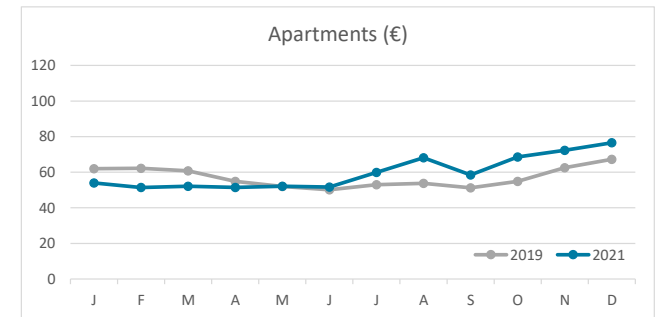
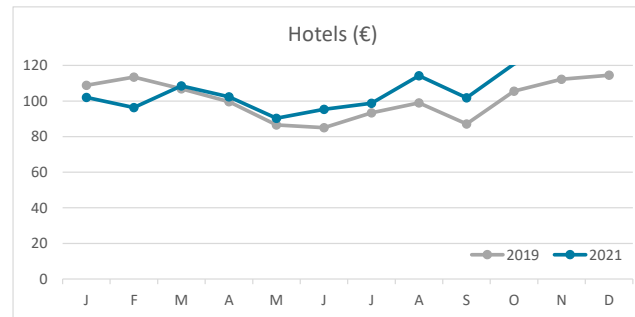
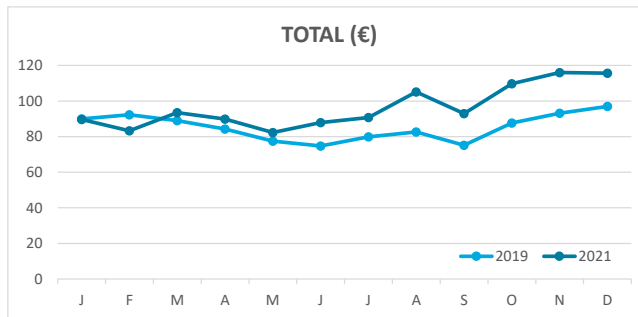
Main tourist accommodation indicators GRAN CANARIA (January - December 2021)



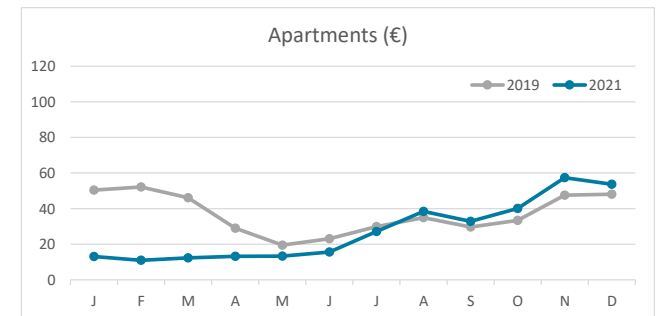
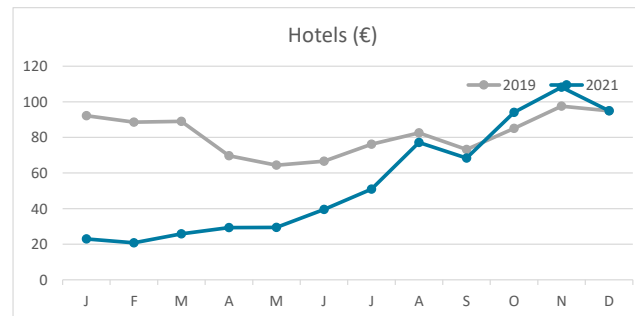
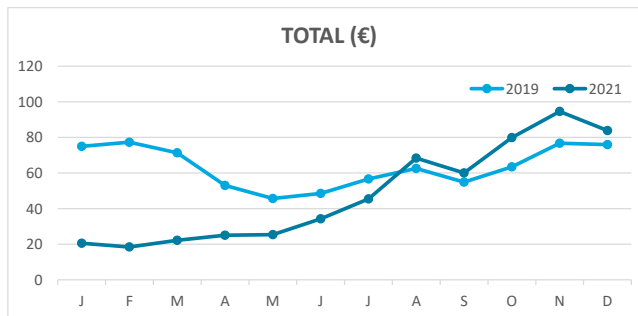
OCCUPANCY RATE PER ROOM / APARTMENT



ADR (Average Daily Rate)



REVPAR (Revenue Per Available Room)



Note: "Guests indicator" refers to number of guests checking in as new arrivals.
Source: Encuestas de Alojamiento Turístico (ISTAC)