

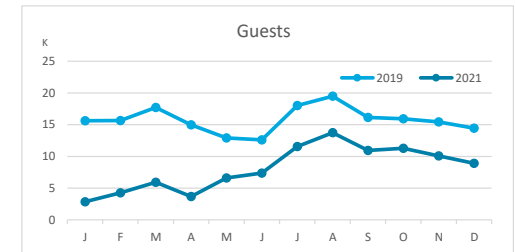
# Main tourist accommodation indicators

## LA GOMERA (January - December 2021)



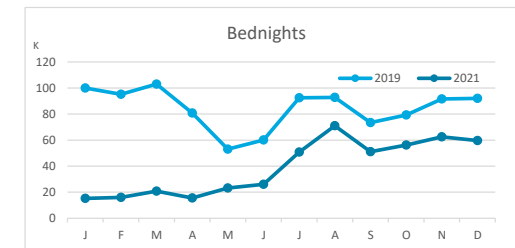
### GUESTS BY ACCOMMODATION TYPE (\*)

	TOTAL				Breakdown by accommodation type							
					Hotels				Apartments			
	Abroad	Mainland	Canary Islands	Total	Abroad	Mainland	Canary Islands	Total	Abroad	Mainland	Canary Islands	Total
Jan-Dec19	93,836	10,581	84,567	<b>188,984</b>	58,181	6,797	50,499	<b>115,477</b>	35,655	3,784	34,068	<b>73,507</b>
Jan-Dec21	37,337	6,448	53,399	<b>97,184</b>	25,268	4,035	33,509	<b>62,812</b>	12,069	2,413	19,890	<b>34,372</b>
Change	-56,499	-4,133	-31,168	<b>-91,800</b>	-32,913	-2,762	-16,990	<b>-52,665</b>	-23,586	-1,371	-14,178	<b>-39,135</b>
Change, %	-60.2%	-39.1%	-36.9%	<b>-48.6%</b>	-56.6%	-40.6%	-33.6%	<b>-45.6%</b>	-66.2%	-36.2%	-41.6%	<b>-53.2%</b>



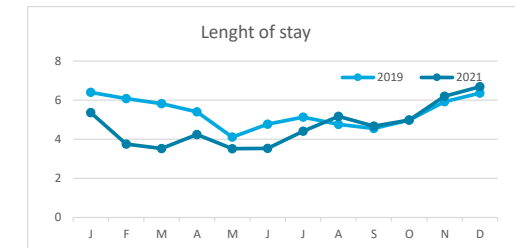
### BEDNIGHTS

	TOTAL				Breakdown by accommodation type							
					Hotels				Apartments			
	Abroad	Mainland	Canary Islands	Total	Abroad	Mainland	Canary Islands	Total	Abroad	Mainland	Canary Islands	Total
Jan-Dec19	748,251	30,591	235,093	<b>1,013,935</b>	397,431	18,495	109,872	<b>525,798</b>	350,820	12,096	125,221	<b>488,137</b>
Jan-Dec21	274,663	23,195	170,677	<b>468,535</b>	167,790	13,784	88,414	<b>269,988</b>	106,873	9,411	82,263	<b>198,547</b>
Change	-473,588	-7,396	-64,416	<b>-545,400</b>	-229,641	-4,711	-21,458	<b>-255,810</b>	-243,947	-2,685	-42,958	<b>-289,590</b>
Change, %	-63.3%	-24.2%	-27.4%	<b>-53.8%</b>	-57.8%	-25.5%	-19.5%	<b>-48.7%</b>	-69.5%	-22.2%	-34.3%	<b>-59.3%</b>

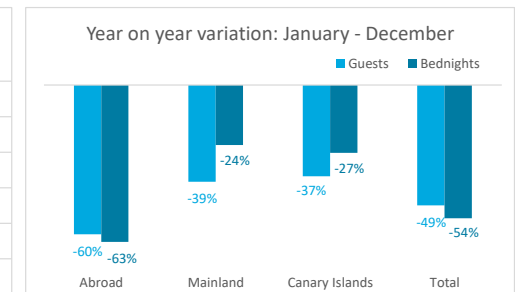
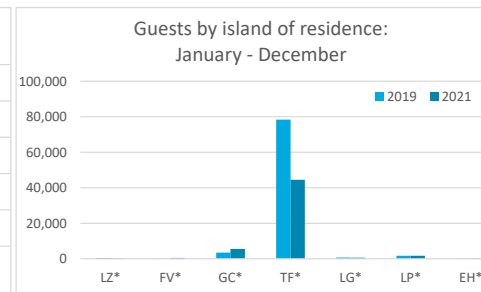
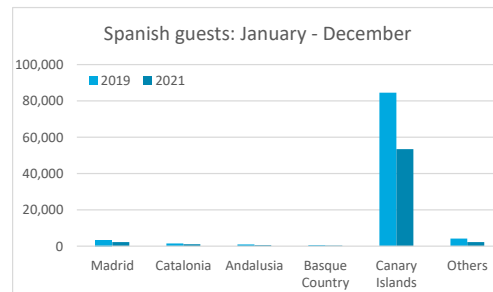
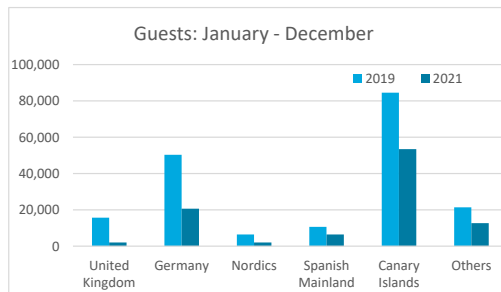


### LENGHT OF STAY

	TOTAL				Breakdown by accommodation type							
					Hotels				Apartments			
	Abroad	Mainland	Canary Islands	Total	Abroad	Mainland	Canary Islands	Total	Abroad	Mainland	Canary Islands	Total
Jan-Dec19	8.0	2.9	2.8	<b>5.4</b>	6.8	2.7	2.2	<b>4.6</b>	9.8	3.2	3.7	<b>6.6</b>
Jan-Dec21	7.4	3.6	3.2	<b>4.8</b>	6.6	3.4	2.6	<b>4.3</b>	8.9	3.9	4.1	<b>5.8</b>
Change	-0.6	0.7	0.4	<b>-0.5</b>	-0.2	0.7	0.5	<b>-0.3</b>	-1.0	0.7	0.5	<b>-0.9</b>



### GUESTS AND BEDNIGHTS BY PLACE OF RESIDENCE

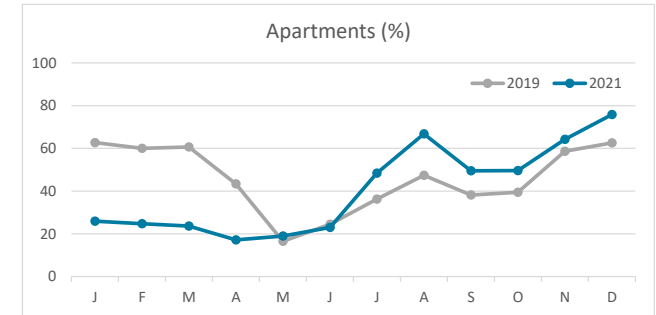
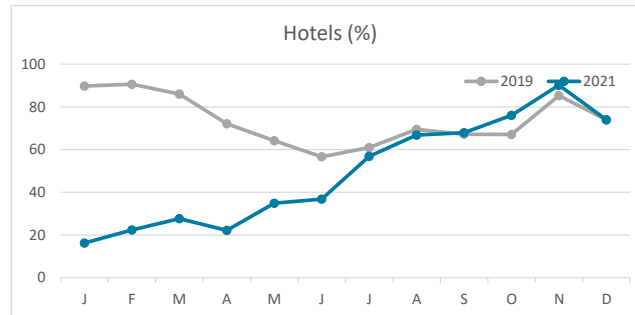
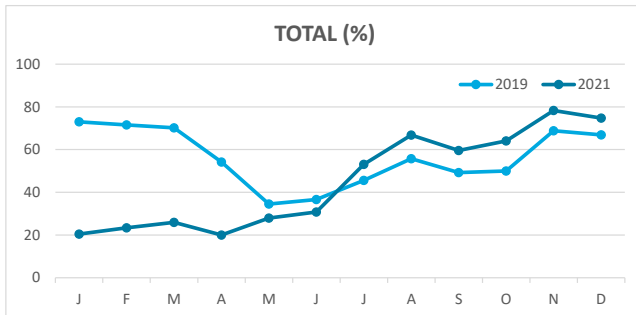


Note: LZ\* (Lanzarote), FV\* (Fuerteventura), GC\* (Gran Canaria), TF\* (Tenerife), LG\* (La Gomera), LP\* (La Palma) and EH\* (El Hierro).  
 TOTAL does not coincide with the sum of hotel and non-hotel accommodations, since between April and July 2020 the breakdown by islands was not published.

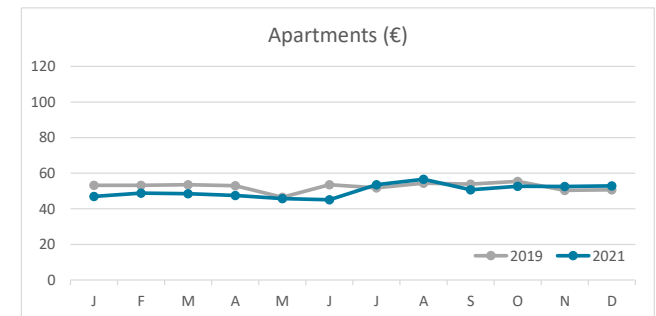
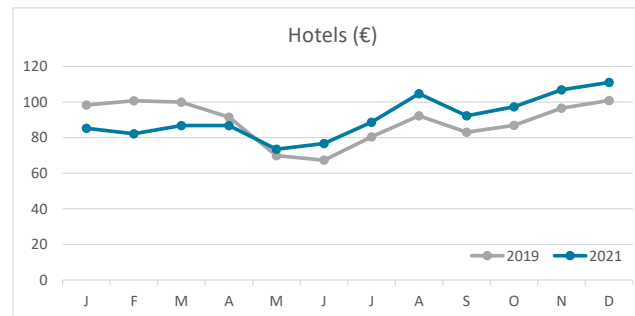
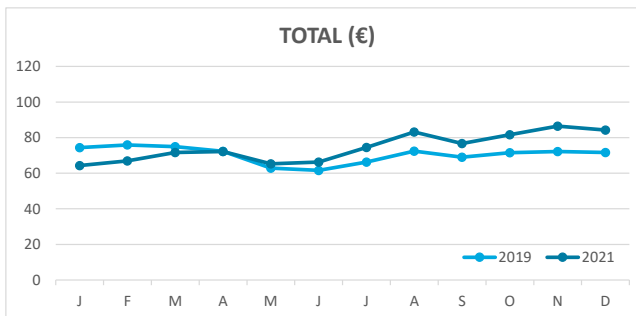
# Main tourist accommodation indicators LA GOMERA (January - December 2021)



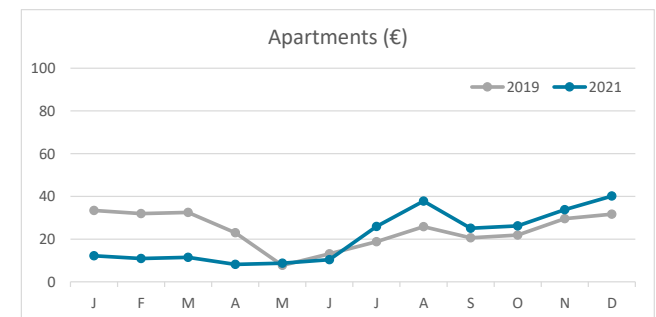
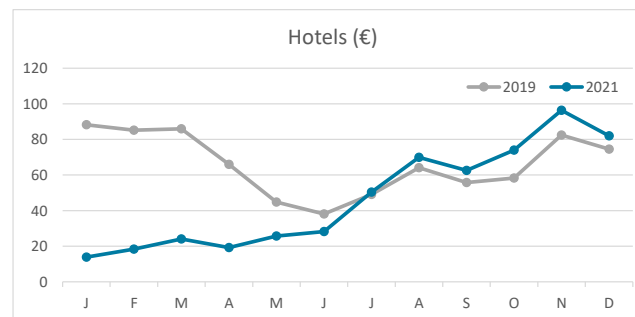
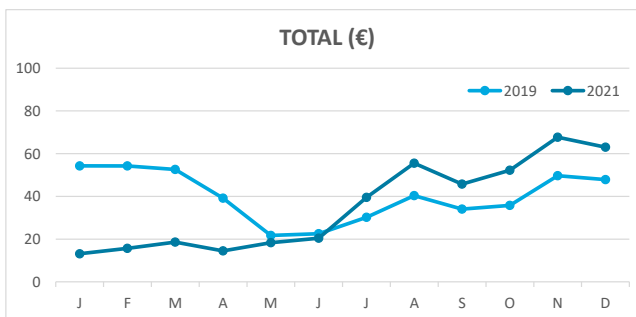
## OCCUPANCY RATE PER ROOM / APARTMENT



## ADR (Average Daily Rate)



## REVPAR (Revenue Per Available Room)



Note: "Guests indicator" refers to number of guests checking in as new arrivals.  
Source: Encuestas de Alojamiento Turístico (ISTAC)