

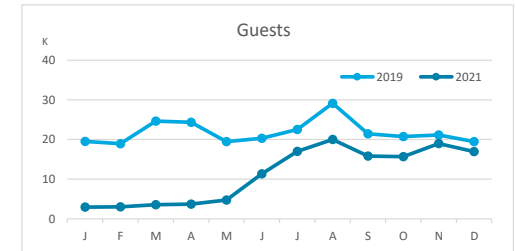
# Main tourist accommodation indicators

## LA PALMA (January - December 2021)



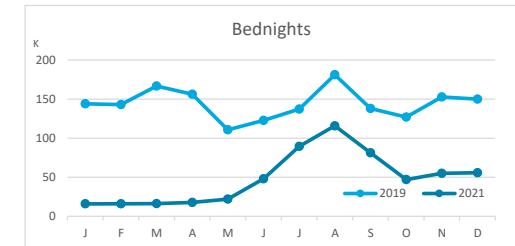
### GUESTS BY ACCOMMODATION TYPE (\*)

	Breakdown by accommodation type											
	TOTAL				Hotels				Apartments			
	Abroad	Mainland	Canary Islands	Total	Abroad	Mainland	Canary Islands	Total	Abroad	Mainland	Canary Islands	Total
Jan-Dec19	151,523	43,862	66,407	<b>261,792</b>	109,317	36,302	43,420	<b>189,039</b>	42,206	7,560	22,987	<b>72,753</b>
Jan-Dec21	25,899	70,168	37,863	<b>133,930</b>	16,795	61,344	21,302	<b>99,441</b>	9,104	8,824	16,561	<b>34,489</b>
Change	<b>-125,624</b>	26,306	<b>-28,544</b>	<b>-127,862</b>	<b>-92,522</b>	25,042	<b>-22,118</b>	<b>-89,598</b>	<b>-33,102</b>	1,264	<b>-6,426</b>	<b>-38,264</b>
Change, %	<b>-82.9%</b>	60.0%	<b>-43.0%</b>	<b>-48.8%</b>	<b>-84.6%</b>	69.0%	<b>-50.9%</b>	<b>-47.4%</b>	<b>-78.4%</b>	16.7%	<b>-28.0%</b>	<b>-52.6%</b>



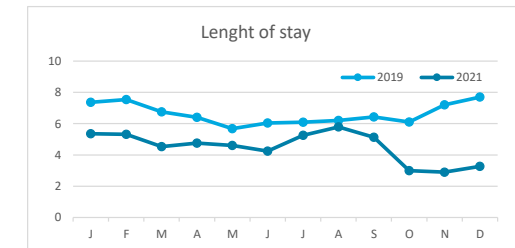
### BEDNIGHTS

	Breakdown by accommodation type											
	TOTAL				Hotels				Apartments			
	Abroad	Mainland	Canary Islands	Total	Abroad	Mainland	Canary Islands	Total	Abroad	Mainland	Canary Islands	Total
Jan-Dec19	1,264,798	211,522	252,103	<b>1,728,423</b>	797,979	163,942	120,068	<b>1,081,989</b>	466,819	47,580	132,035	<b>646,434</b>
Jan-Dec21	175,850	264,178	139,592	<b>579,620</b>	94,381	219,870	75,722	<b>389,973</b>	81,469	44,308	63,870	<b>189,647</b>
Change	<b>-1,088,948</b>	52,656	<b>-112,511</b>	<b>-1,148,803</b>	<b>-703,598</b>	55,928	<b>-44,346</b>	<b>-692,016</b>	<b>-385,350</b>	<b>-3,272</b>	<b>-68,165</b>	<b>-456,787</b>
Change, %	<b>-86.1%</b>	24.9%	<b>-44.6%</b>	<b>-66.5%</b>	<b>-88.2%</b>	34.1%	<b>-36.9%</b>	<b>-64.0%</b>	<b>-82.5%</b>	-6.9%	<b>-51.6%</b>	<b>-70.7%</b>

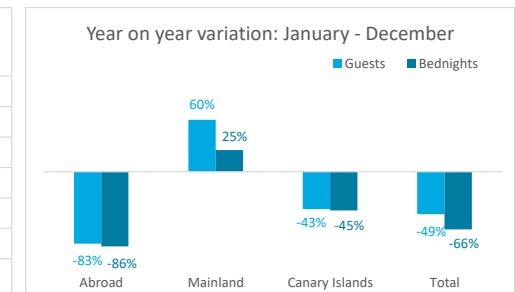
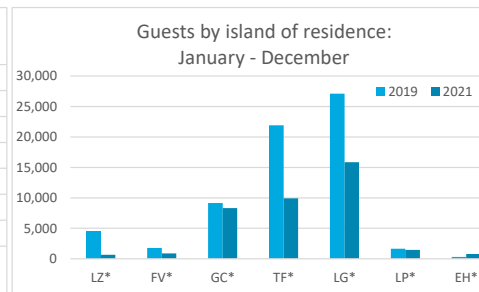
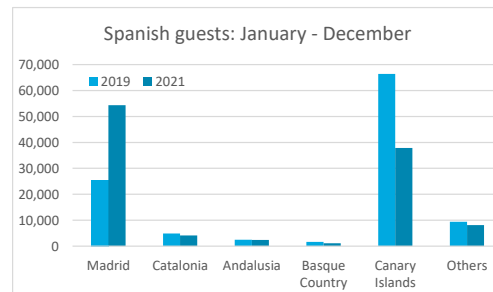
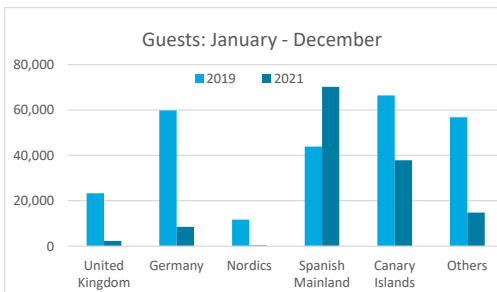


### LENGHT OF STAY

	Breakdown by accommodation type											
	TOTAL				Hotels				Apartments			
	Abroad	Mainland	Canary Islands	Total	Abroad	Mainland	Canary Islands	Total	Abroad	Mainland	Canary Islands	Total
Jan-Dec19	8.3	4.8	3.8	<b>6.6</b>	7.3	4.5	2.8	<b>5.7</b>	11.1	6.3	5.7	<b>8.9</b>
Jan-Dec21	6.8	3.8	3.7	<b>4.3</b>	5.6	3.6	3.6	<b>3.9</b>	8.9	5.0	3.9	<b>5.5</b>
Change	<b>-1.6</b>	<b>-1.1</b>	<b>-0.1</b>	<b>-2.3</b>	<b>-1.7</b>	<b>-0.9</b>	<b>0.8</b>	<b>-1.8</b>	<b>-2.1</b>	<b>-1.3</b>	<b>-1.9</b>	<b>-3.4</b>



### GUESTS AND BEDNIGHTS BY PLACE OF RESIDENCE

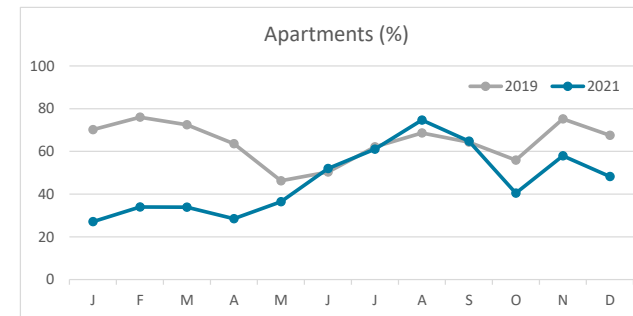
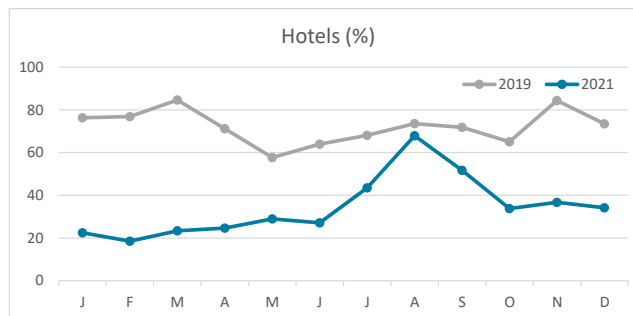
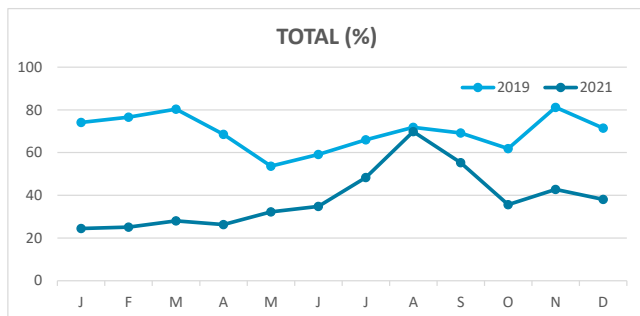


Note: LZ\* (Lanzarote), FV\* (Fuerteventura), GC\* (Gran Canaria), TF\* (Tenerife), LG\* (La Gomera), LP\* (La Palma) and EH\* (El Hierro).  
 TOTAL does not coincide with the sum of hotel and non-hotel accommodations, since between April and July 2020 the breakdown by islands was not published.

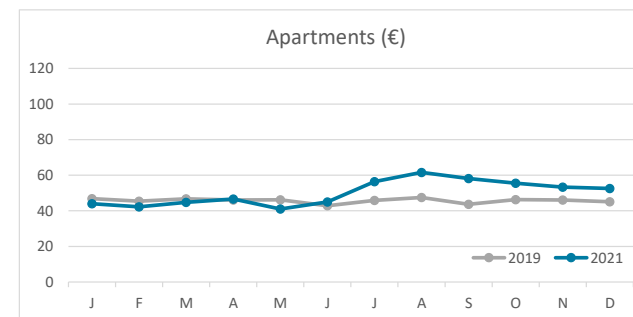
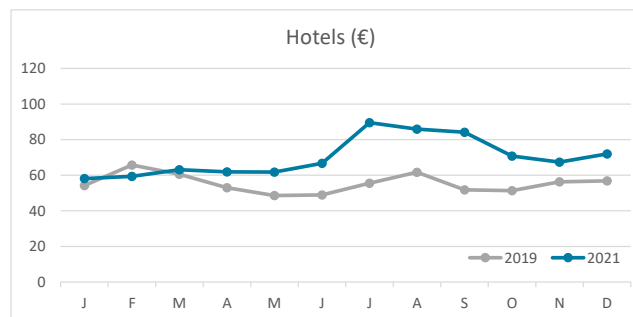
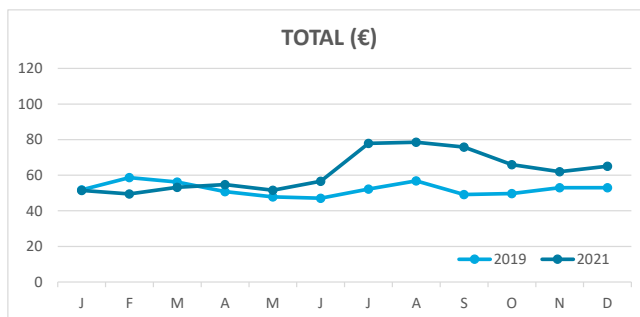
# Main tourist accommodation indicators LA PALMA (January - December 2021)



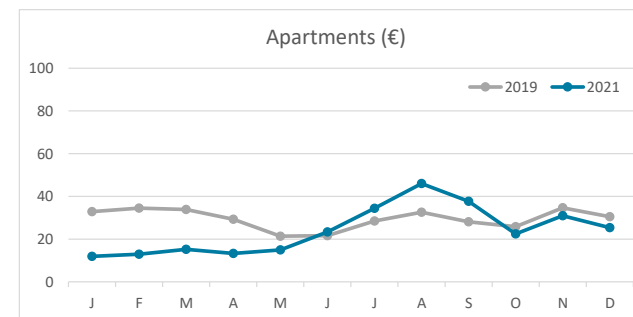
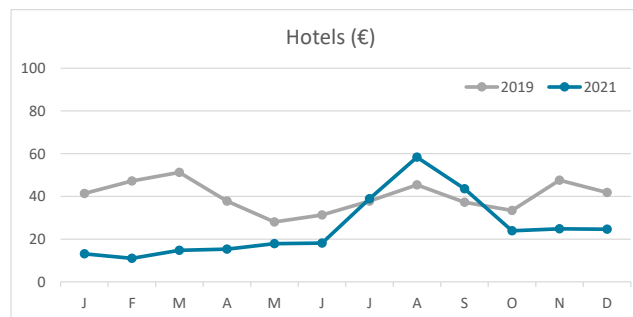
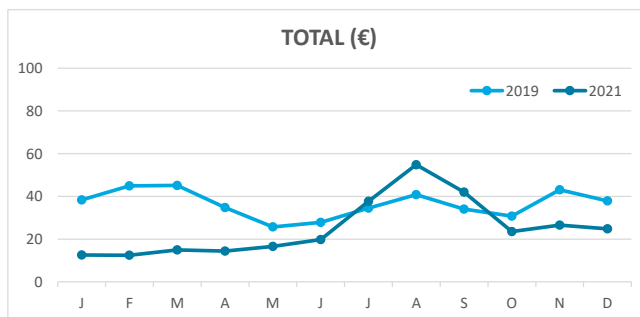
## OCCUPANCY RATE PER ROOM / APARTMENT



## ADR (Average Daily Rate)



## REVPAR (Revenue Per Available Room)



Note: "Guests indicator" refers to number of guests checking in as new arrivals.  
Source: Encuestas de Alojamiento Turístico (ISTAC)