

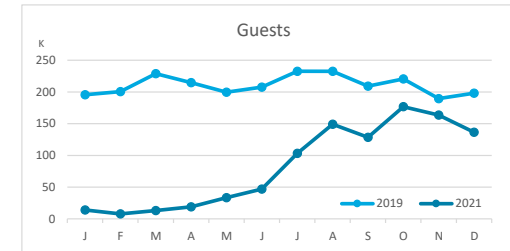
Main tourist accommodation indicators

LANZAROTE (January - December 2021)



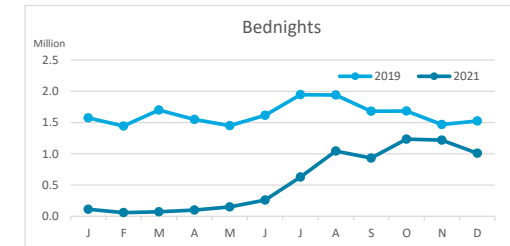
GUESTS BY ACCOMMODATION TYPE (*)

	Breakdown by accommodation type											
	TOTAL				Hotels				Apartments			
	Abroad	Mainland	Canary Islands	Total	Abroad	Mainland	Canary Islands	Total	Abroad	Mainland	Canary Islands	Total
Jan-Dec19	2,159,555	240,047	130,282	2,529,884	1,404,281	199,730	71,962	1,675,973	755,274	40,317	58,320	853,911
Jan-Dec21	673,038	206,724	112,139	991,901	482,264	168,011	61,990	712,265	190,774	38,713	50,149	279,636
Change	-1,486,517	-33,323	-18,143	-1,537,983	-922,017	-31,719	-9,972	-963,708	-564,500	-1,604	-8,171	-574,275
Change, %	-68.8%	-13.9%	-13.9%	-60.8%	-65.7%	-15.9%	-13.9%	-57.5%	-74.7%	-4.0%	-14.0%	-67.3%



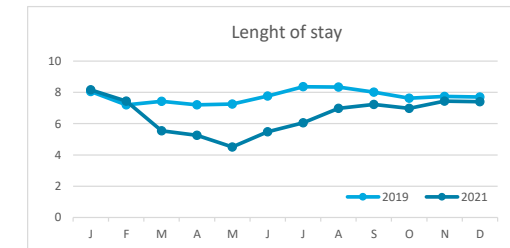
BEDNIGHTS

	Breakdown by accommodation type											
	TOTAL				Hotels				Apartments			
	Abroad	Mainland	Canary Islands	Total	Abroad	Mainland	Canary Islands	Total	Abroad	Mainland	Canary Islands	Total
Jan-Dec19	17,674,388	1,396,941	500,513	19,571,842	10,836,466	1,130,853	225,476	12,192,795	6,837,922	266,088	275,037	7,379,047
Jan-Dec21	5,219,139	1,163,775	427,162	6,810,076	3,631,410	925,347	210,498	4,767,255	1,587,729	238,428	216,664	2,042,821
Change	-12,455,249	-233,166	-73,351	-12,761,766	-7,205,056	-205,506	-14,978	-7,425,540	-5,250,193	-27,660	-58,373	-5,336,226
Change, %	-70.5%	-16.7%	-14.7%	-65.2%	-66.5%	-18.2%	-6.6%	-60.9%	-76.8%	-10.4%	-21.2%	-72.3%

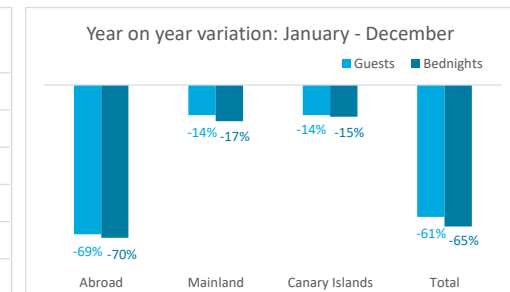
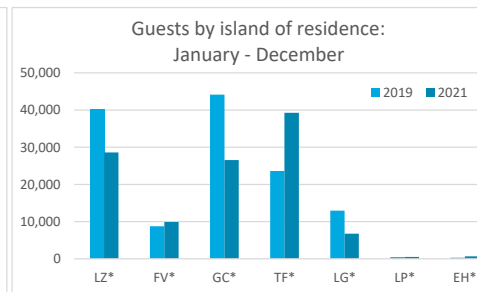
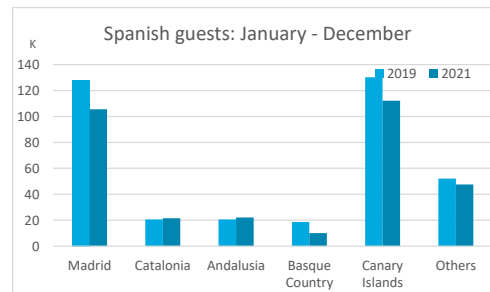
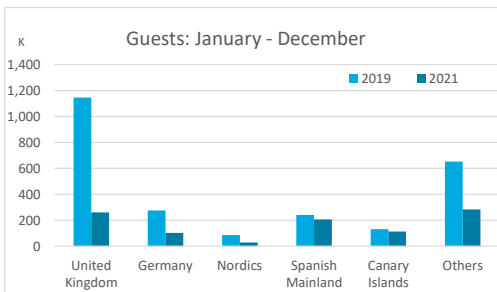


LENGHT OF STAY

	Breakdown by accommodation type											
	TOTAL				Hotels				Apartments			
	Abroad	Mainland	Canary Islands	Total	Abroad	Mainland	Canary Islands	Total	Abroad	Mainland	Canary Islands	Total
Jan-Dec19	8.2	5.8	3.8	7.7	7.7	5.7	3.1	7.3	9.1	6.6	4.7	8.6
Jan-Dec21	7.8	5.6	3.8	6.9	7.5	5.5	3.4	6.7	8.3	6.2	4.3	7.3
Change	-0.4	-0.2	0.0	-0.9	-0.2	-0.2	0.3	-0.6	-0.7	-0.4	-0.4	-1.3



GUESTS AND BEDNIGHTS BY PLACE OF RESIDENCE

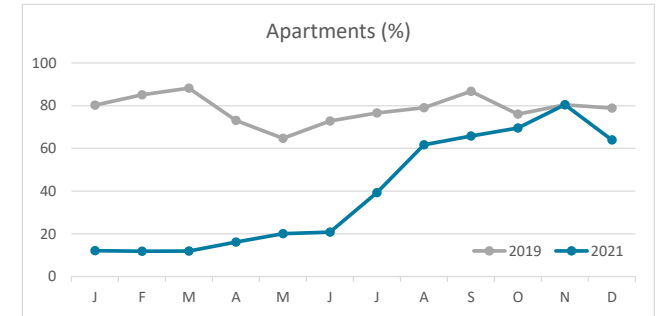
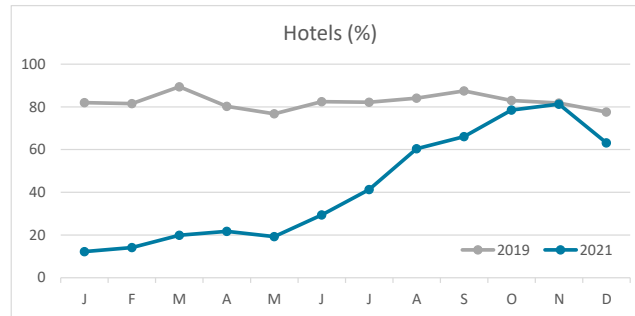
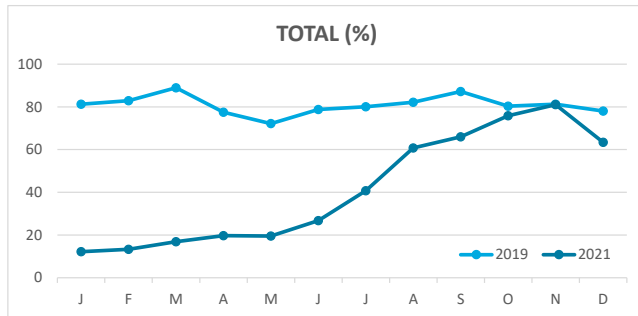


Note: LZ* (Lanzarote), FV* (Fuerteventura), GC* (Gran Canaria), TF* (Tenerife), LG* (La Gomera), LP* (La Palma) and EH* (El Hierro).
 TOTAL does not coincide with the sum of hotel and non-hotel accommodations, since between April and July 2020 the breakdown by islands was not published.

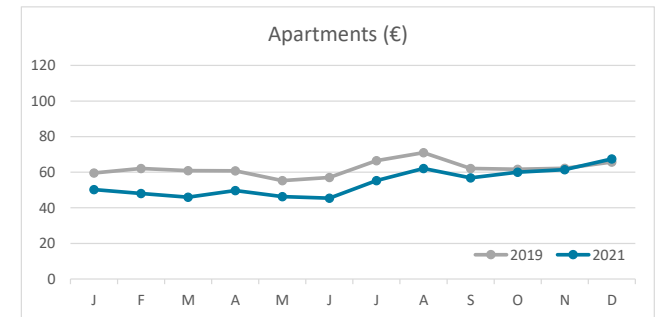
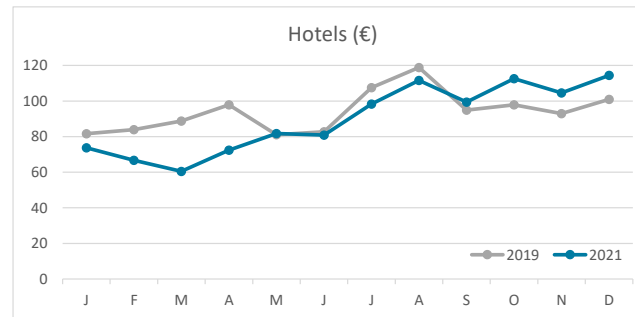
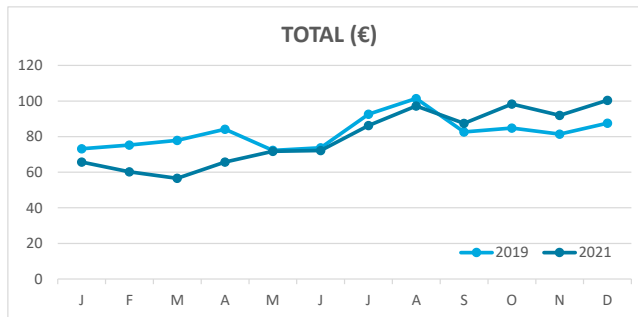
Main tourist accommodation indicators LANZAROTE (January - December 2021)



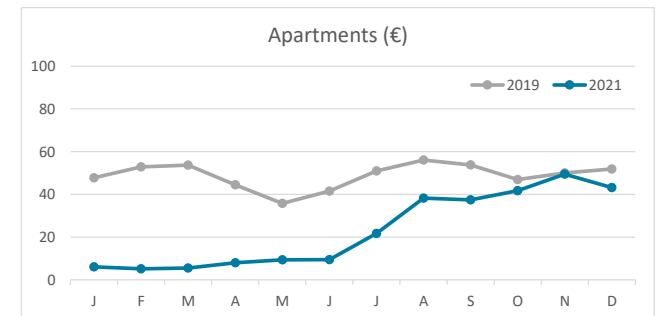
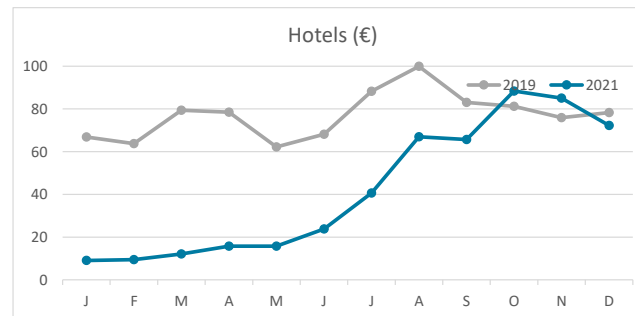
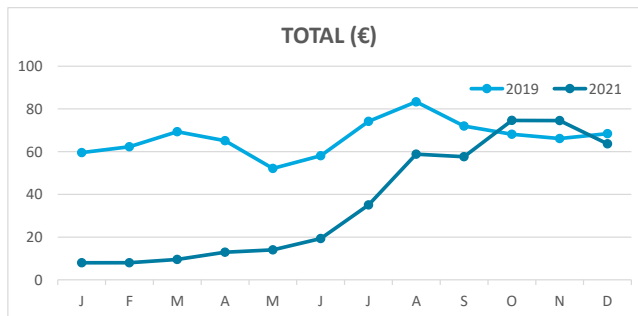
OCCUPANCY RATE PER ROOM / APARTMENT



ADR (Average Daily Rate)



REVPAR (Revenue Per Available Room)



Note: "Guests indicator" refers to number of guests checking in as new arrivals.
Source: Encuestas de Alojamiento Turístico (ISTAC)