

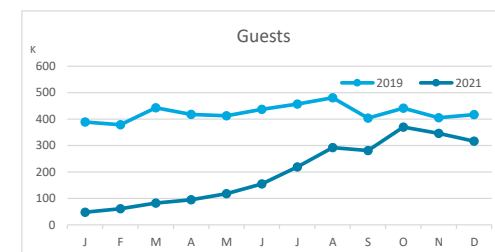
Main tourist accommodation indicators

TENERIFE (January - December 2021)



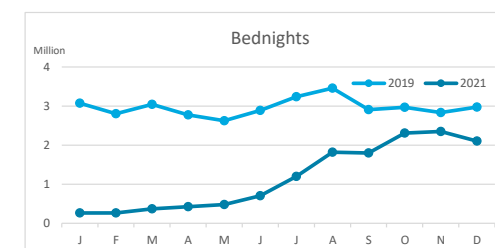
GUESTS BY ACCOMMODATION TYPE (*)

	Breakdown by accommodation type											
	TOTAL				Hotels				Apartments			
	Abroad	Mainland	Canary Islands	Total	Abroad	Mainland	Canary Islands	Total	Abroad	Mainland	Canary Islands	Total
Jan-Dec19	3,902,931	661,306	519,935	5,084,172	2,753,675	563,627	376,349	3,693,651	1,149,256	97,679	143,586	1,390,521
Jan-Dec21	1,538,201	401,165	445,025	2,384,391	1,188,713	360,043	344,518	1,893,274	349,488	41,122	100,507	491,117
Change	-2,364,730	-260,141	-74,910	-2,699,781	-1,564,962	-203,584	-31,831	-1,800,377	-799,768	-56,557	-43,079	-899,404
Change, %	-60.6%	-39.3%	-14.4%	-53.1%	-56.8%	-36.1%	-8.5%	-48.7%	-69.6%	-57.9%	-30.0%	-64.7%



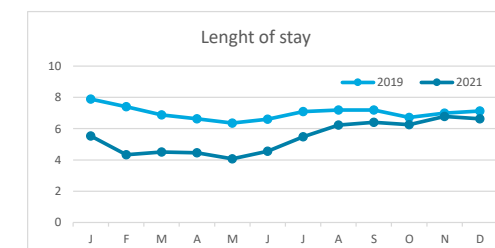
BEDNIGHTS

	Breakdown by accommodation type											
	TOTAL				Hotels				Apartments			
	Abroad	Mainland	Canary Islands	Total	Abroad	Mainland	Canary Islands	Total	Abroad	Mainland	Canary Islands	Total
Jan-Dec19	30,478,453	3,443,304	1,663,278	35,585,035	20,755,552	2,906,161	1,107,102	24,768,815	9,722,901	537,143	556,176	10,816,220
Jan-Dec21	11,056,776	1,817,399	1,215,243	14,089,418	8,391,331	1,606,784	888,981	10,887,096	2,665,445	210,615	326,262	3,202,322
Change	-19,421,677	-1,625,905	-448,035	-21,495,617	-12,364,221	-1,299,377	-218,121	-13,881,719	-7,057,456	-326,528	-229,914	-7,613,898
Change, %	-63.7%	-47.2%	-26.9%	-60.4%	-59.6%	-44.7%	-19.7%	-56.0%	-72.6%	-60.8%	-41.3%	-70.4%

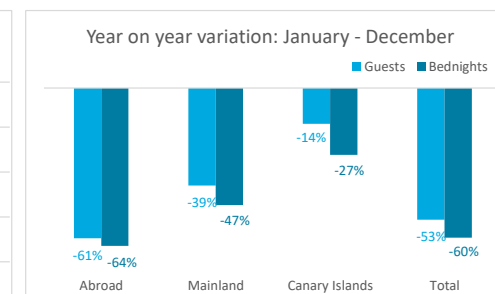
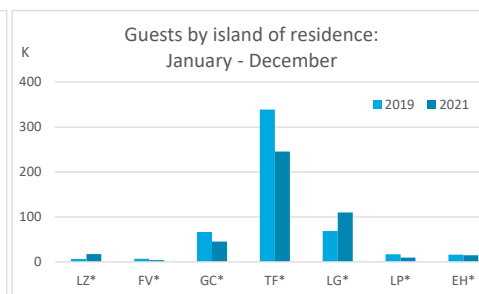
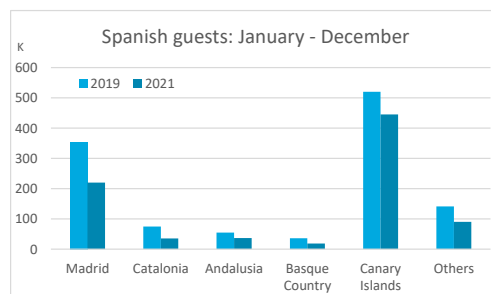
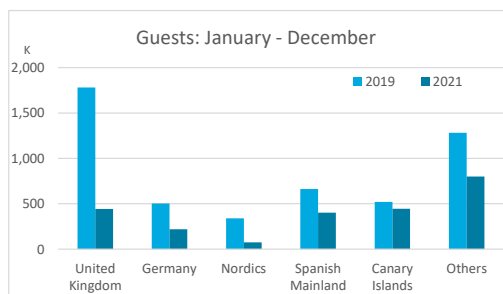


LENGHT OF STAY

	Breakdown by accommodation type											
	TOTAL				Hotels				Apartments			
	Abroad	Mainland	Canary Islands	Total	Abroad	Mainland	Canary Islands	Total	Abroad	Mainland	Canary Islands	Total
Jan-Dec19	7.8	5.2	3.2	7.0	7.5	5.2	2.9	6.7	8.5	5.5	3.9	7.8
Jan-Dec21	7.2	4.5	2.7	5.9	7.1	4.5	2.6	5.8	7.6	5.1	3.2	6.5
Change	-0.6	-0.7	-0.5	-1.1	-0.5	-0.7	-0.4	-1.0	-0.8	-0.4	-0.6	-1.3



GUESTS AND BEDNIGHTS BY PLACE OF RESIDENCE



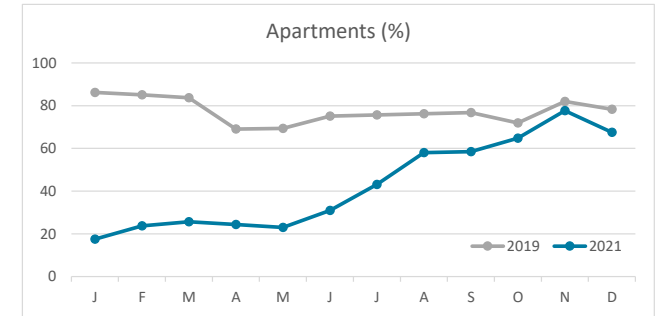
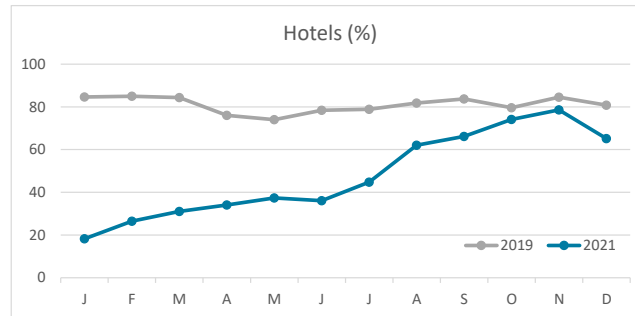
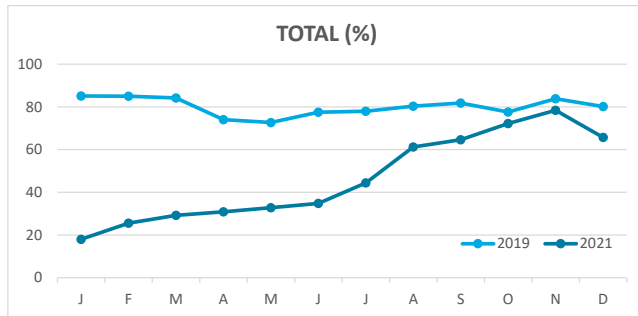
Note: LZ* (Lanzarote), FV* (Fuerteventura), GC* (Gran Canaria), TF* (Tenerife), LG* (La Gomera), LP* (La Palma) and EH* (El Hierro).
TOTAL does not coincide with the sum of hotel and non-hotel accommodations, since between April and July 2020 the breakdown by islands was not published.

Main tourist accommodation indicators

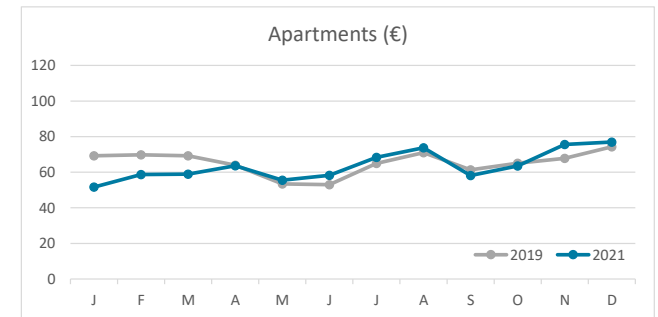
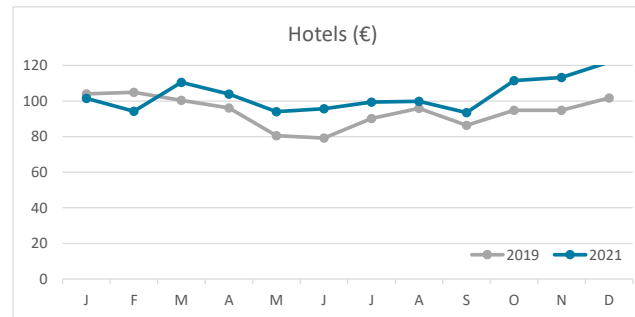
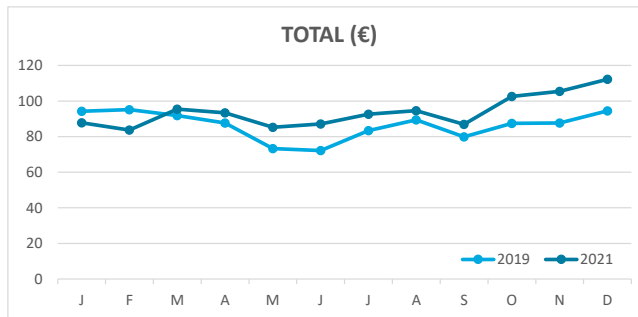
TENERIFE (January - December 2021)



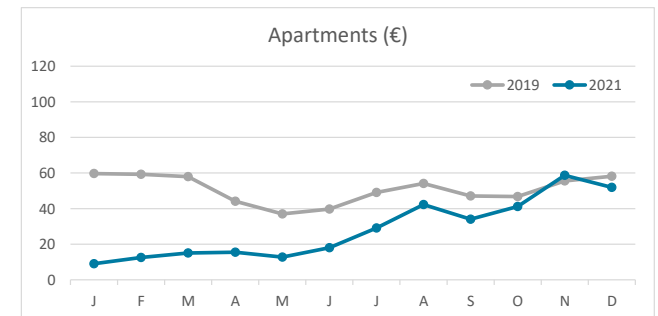
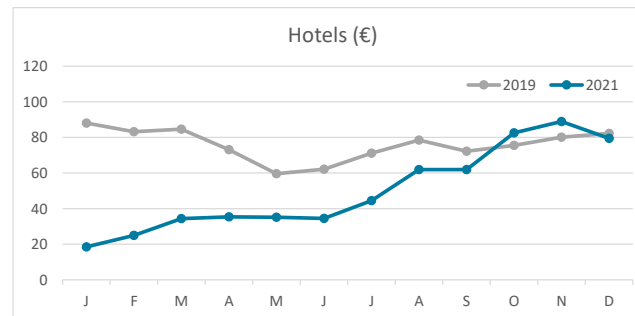
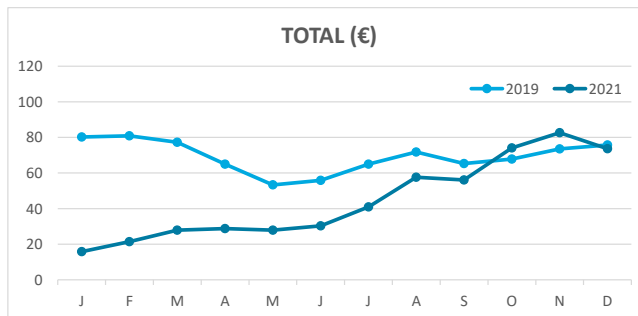
OCCUPANCY RATE PER ROOM / APARTMENT



ADR (Average Daily Rate)



REVPAR (Revenue Per Available Room)



Note: "Guests indicator" refers to number of guests checking in as new arrivals.
Source: Encuestas de Alojamiento Turístico (ISTAC)