


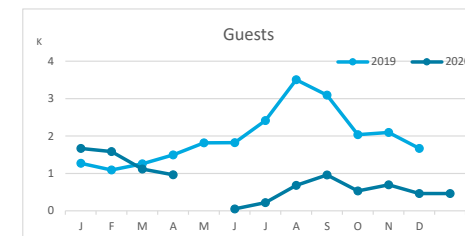
Main tourist accommodation indicators

EL HIERRO (January - December 2020)



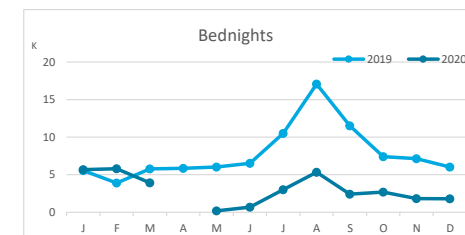
GUESTS BY ACCOMMODATION TYPE (*)

	TOTAL				Breakdown by accommodation type							
	Abroad	Mainland	Canary Islands	Total	Hotels				Apartments			
Jan-Dec19	4,095	3,063	16,394	23,552	3,079	2,440	6,642	12,161	1,016	623	9,752	11,391
Jan-Dec20	2,006	2,447	3,273	7,726	1,665	2,091	570	4,326	336	340	2,454	3,130
Change	-2,089	-616	-13,121	-15,826	-1,414	-349	-6,072	-7,835	-680	-283	-7,298	-8,261
Change, %	-51.0%	-20.1%	-80.0%	-67.2%	-45.9%	-14.3%	-91.4%	-64.4%	-66.9%	-45.4%	-74.8%	-72.5%



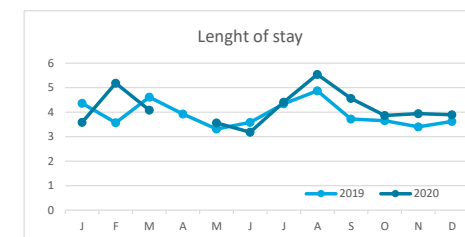
BEDNIGHTS

	TOTAL				Breakdown by accommodation type							
	Abroad	Mainland	Canary Islands	Total	Hotels				Apartments			
Jan-Dec19	18,603	13,637	60,999	93,239	13,619	10,986	22,885	47,490	4,984	2,651	38,114	45,749
Jan-Dec20	8,980	11,062	13,267	33,309	6,777	9,219	1,583	17,579	2,194	1,759	10,898	14,851
Change	-9,623	-2,575	-47,732	-59,930	-6,842	-1,767	-21,302	-29,911	-2,790	-892	-27,216	-30,898
Change, %	-51.7%	-18.9%	-78.3%	-64.3%	-50.2%	-16.1%	-93.1%	-63.0%	-56.0%	-33.6%	-71.4%	-67.5%

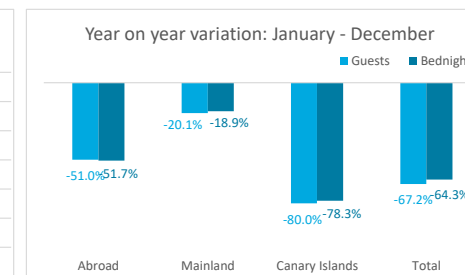
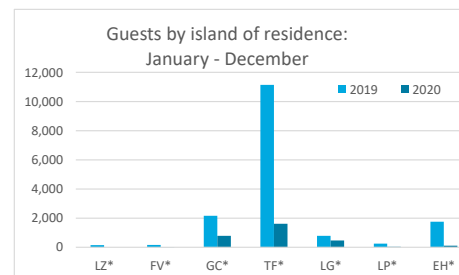
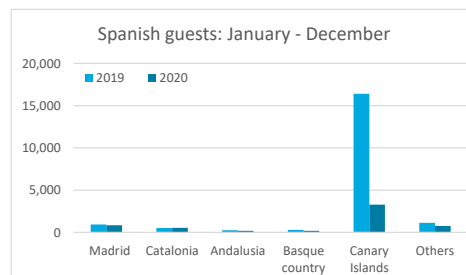
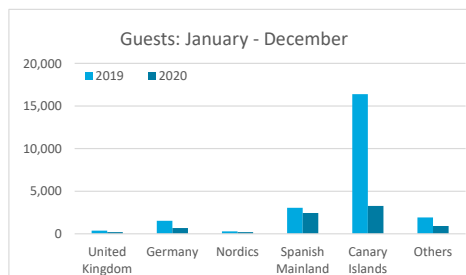


LENGHT OF STAY

	TOTAL				Breakdown by accommodation type							
	Abroad	Mainland	Canary Islands	Total	Abroad	Mainland	Canary Islands	Total	Abroad	Mainland	Canary Islands	Total
Jan-Dec19	4.5	4.5	3.7	4.0	4.4	4.5	3.4	3.9	4.9	4.3	3.9	4.0
Jan-Dec20	4.5	4.5	4.1	4.3	4.1	4.4	2.8	4.1	6.5	5.2	4.4	4.7
Change	-0.1	0.1	0.3	0.4	-0.4	-0.1	-0.7	0.2	1.6	0.9	0.5	0.7




GUESTS AND BEDNIGHTS BY PLACE OF RESIDENCE



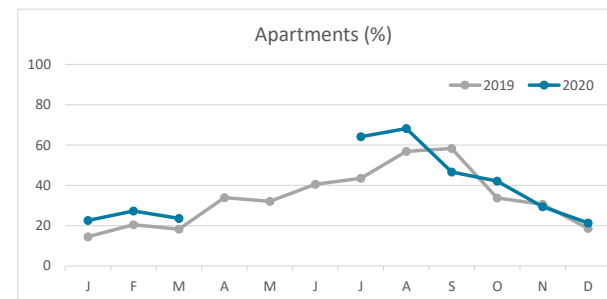
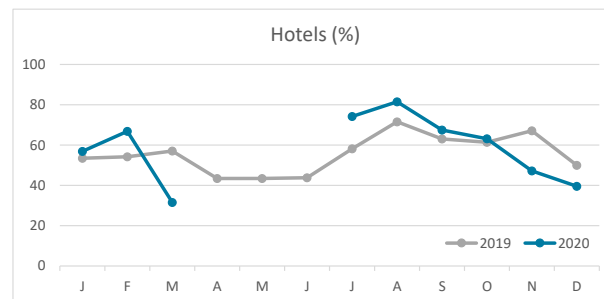
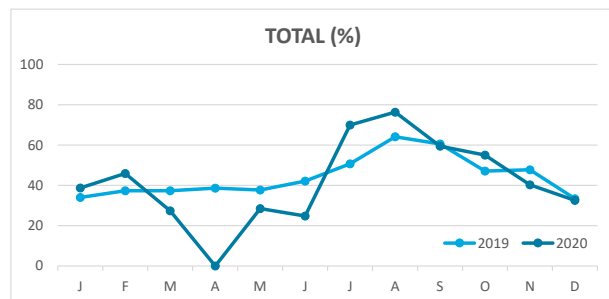
Note: LZ* (Lanzarote), FV* (Fuerteventura), GC* (Gran Canaria), TF* (Tenerife), LG* (La Gomera), LP* (La Palma) and EH* (El Hierro).

TOTAL does not coincide with the sum of hotel and non-hotel accommodations, since between April and June 2020 the breakdown by islands was not published.

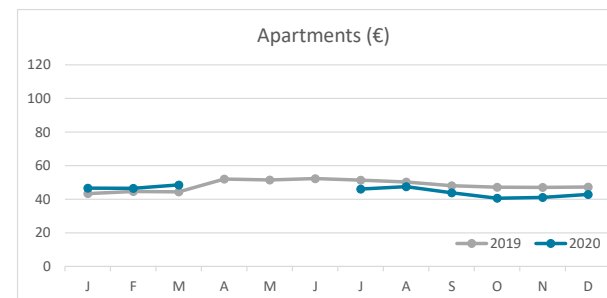
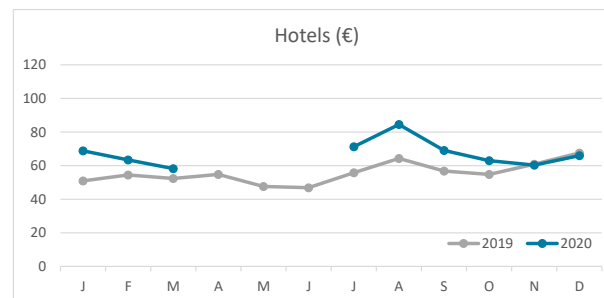
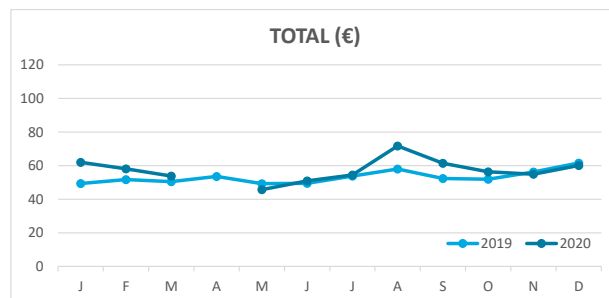
Main tourist accommodation indicators EL HIERRO (January - December 2020)



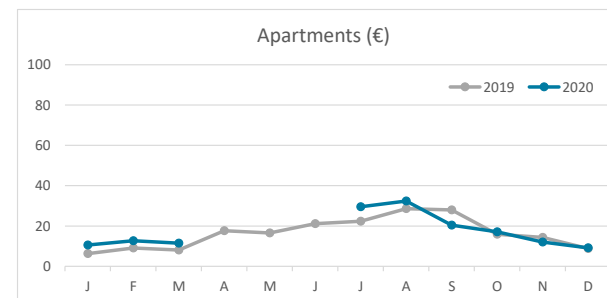
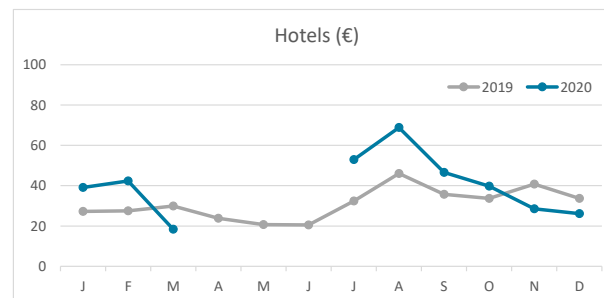
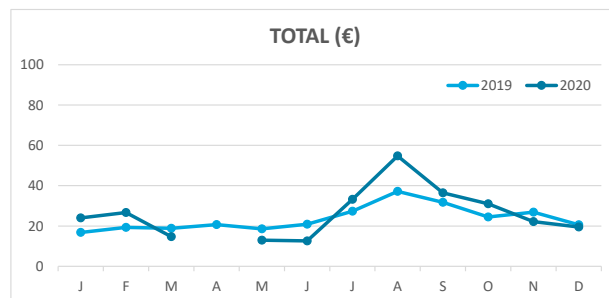
OCCUPANCY RATE PER ROOM / APARTMENT



ADR (Average Daily Rate)



REVPAR (Revenue Per Available Room)



Note: "Guests indicator" refers to number of guests checking in as new arrivals.
Source: Encuestas de Alojamiento Turístico (ISTAC)