

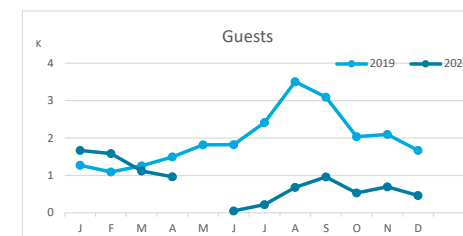
# Main tourist accommodation indicators

## EL HIERRO (January - November 2020)



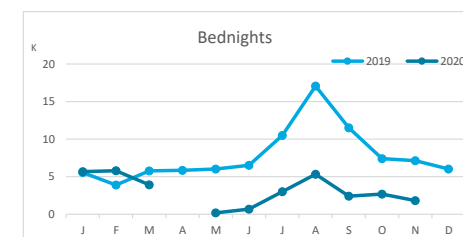
### GUESTS BY ACCOMMODATION TYPE (\*)

	TOTAL				Breakdown by accommodation type							
	Abroad	Mainland	Canary Islands	Total	Hotels				Apartments			
	Abroad	Mainland	Canary Islands	Total	Abroad	Mainland	Canary Islands	Total	Abroad	Mainland	Canary Islands	Total
Jan-Nov19	3,553	2,745	15,587	21,885	2,684	2,178	6,244	11,106	869	567	9,343	10,779
Jan-Nov20	1,878	2,301	3,085	7,264	1,554	1,971	570	4,095	319	314	2,266	2,899
Change	-1,675	-444	-12,502	-14,621	-1,130	-207	-5,674	-7,011	-550	-253	-7,077	-7,880
Change, %	-47.1%	-16.2%	-80.2%	-66.8%	-42.1%	-9.5%	-90.9%	-63.1%	-63.3%	-44.6%	-75.7%	-73.1%



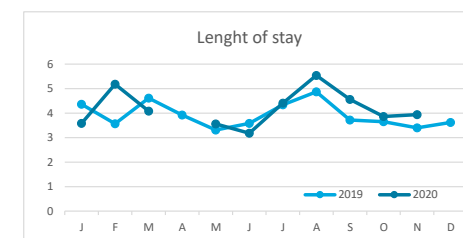
### BEDNIGHTS

	TOTAL				Breakdown by accommodation type							
	Abroad	Mainland	Canary Islands	Total	Hotels				Apartments			
	Abroad	Mainland	Canary Islands	Total	Abroad	Mainland	Canary Islands	Total	Abroad	Mainland	Canary Islands	Total
Jan-Nov19	16,661	10,097	58,091	87,212	12,266	9,966	21,695	43,927	4,395	2,494	36,396	43,285
Jan-Nov20	8,463	10,496	12,555	31,514	6,403	8,760	1,583	16,746	2,051	1,652	10,186	13,889
Change	-8,198	399	-45,536	-55,698	-5,863	-1,206	-20,112	-27,181	-2,344	-842	-26,210	-29,396
Change, %	-49.2%	4.0%	-78.4%	-63.9%	-47.8%	-12.1%	-92.7%	-61.9%	-53.3%	-33.8%	-72.0%	-67.9%

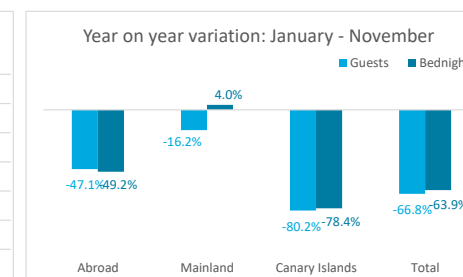
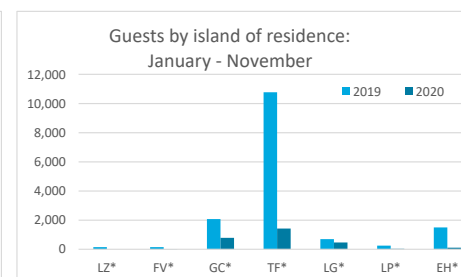
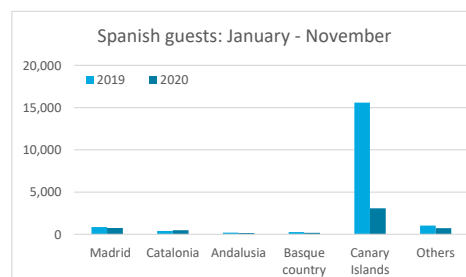
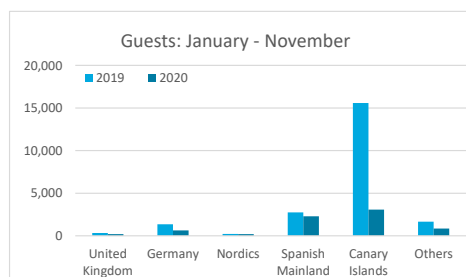


### LENGHT OF STAY

	TOTAL				Breakdown by accommodation type							
	Abroad	Mainland	Canary Islands	Total	Hotels				Apartments			
	Abroad	Mainland	Canary Islands	Total	Abroad	Mainland	Canary Islands	Total	Abroad	Mainland	Canary Islands	Total
Jan-Nov19	4.7	3.7	3.7	4.0	4.6	4.6	3.5	4.0	5.1	4.4	3.9	4.0
Jan-Nov20	4.5	4.6	4.1	4.3	4.1	4.4	2.8	4.1	6.4	5.3	4.5	4.8
Change	-0.2	0.9	0.3	0.4	-0.4	-0.1	-0.7	0.1	1.4	0.9	0.6	0.8



### GUESTS AND BEDNIGHTS BY PLACE OF RESIDENCE

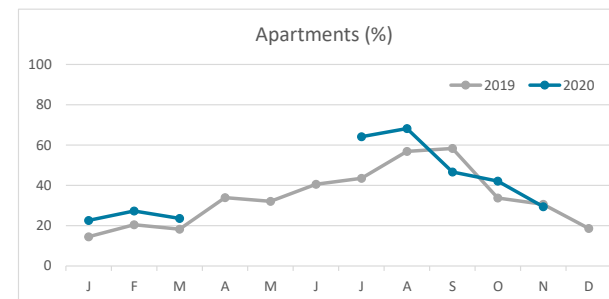
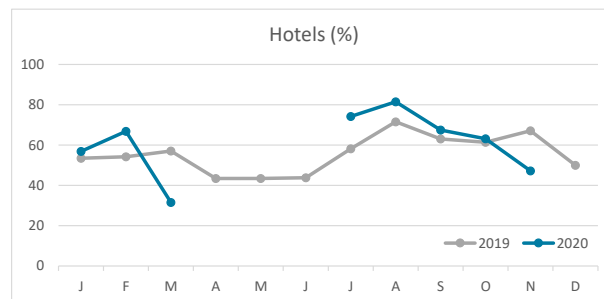
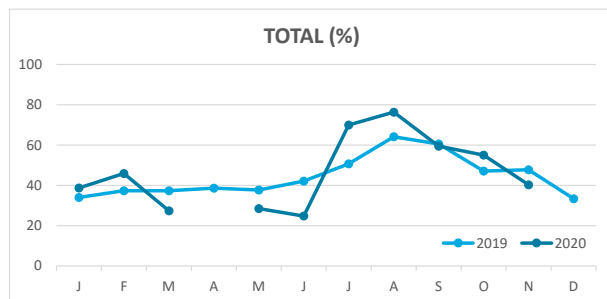


Note: LZ\* (Lanzarote), FV\* (Fuerteventura), GC\* (Gran Canaria), TF\* (Tenerife), LG\* (La Gomera), LP\* (La Palma) and EH\* (El Hierro).  
TOTAL does not coincide with the sum of hotel and non-hotel accommodations, since between April and June 2020 the breakdown by islands was not published.

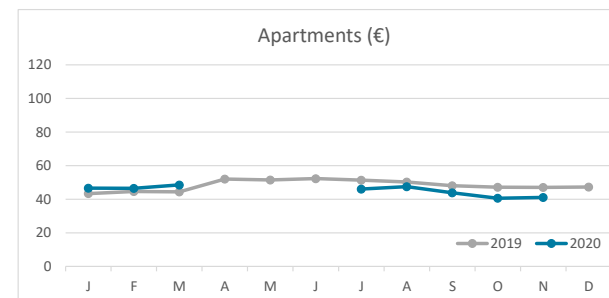
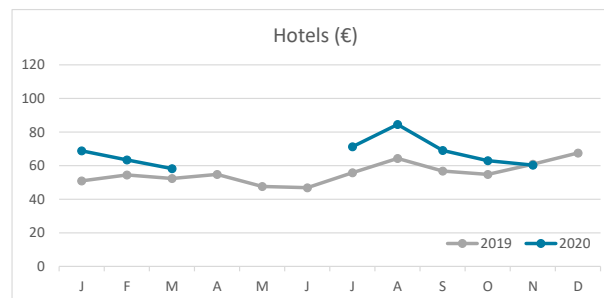
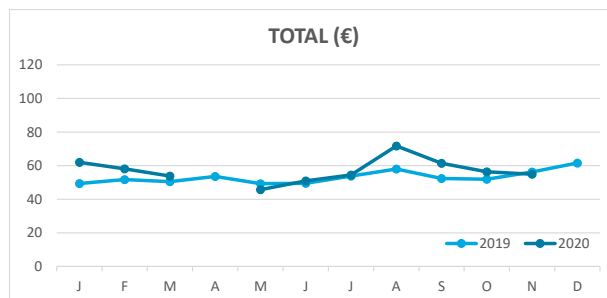
## Main tourist accommodation indicators EL HIERRO (January - November 2020)



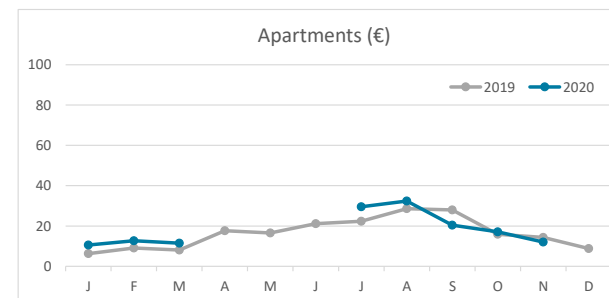
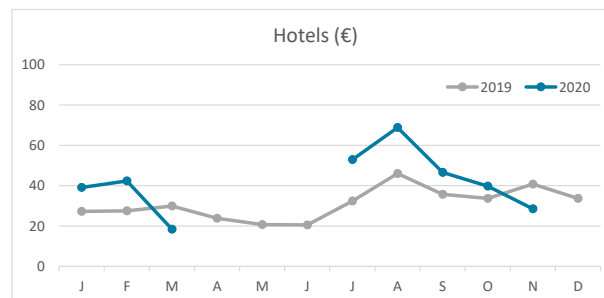
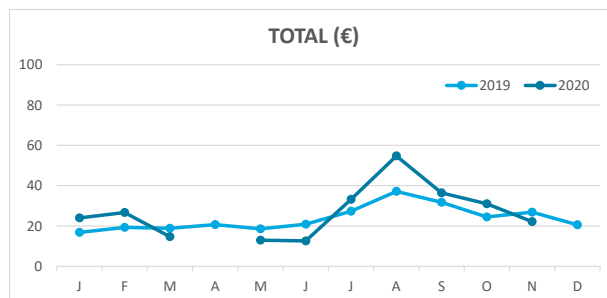
### OCCUPANCY RATE PER ROOM / APARTMENT



### ADR (Average Daily Rate)



### REVPAR (Revenue Per Available Room)



Note: "Guests indicator" refers to number of guests checking in as new arrivals.  
Source: Encuestas de Alojamiento Turístico (ISTAC)