


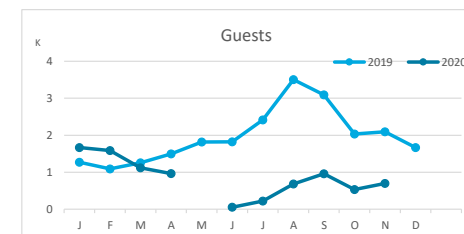
Main tourist accommodation indicators

EL HIERRO (January - October 2020)



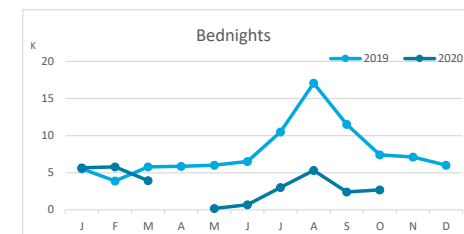
GUESTS BY ACCOMMODATION TYPE (*)

	TOTAL				Breakdown by accommodation type							
	Abroad	Mainland	Canary Islands	Total	Hotels				Apartments			
Jan-Oct19	3,093	2,499	14,200	19,792	2,331	1,964	5,600	9,895	762	535	8,600	9,897
Jan-Oct20	1,751	2,131	2,921	6,803	1,449	1,811	570	3,830	297	304	2,102	2,703
Change	-1,342	-368	-11,279	-12,989	-882	-153	-5,030	-6,065	-465	-231	-6,498	-7,194
Change, %	-43.4%	-14.7%	-79.4%	-65.6%	-37.8%	-7.8%	-89.8%	-61.3%	-61.0%	-43.2%	-75.6%	-72.7%



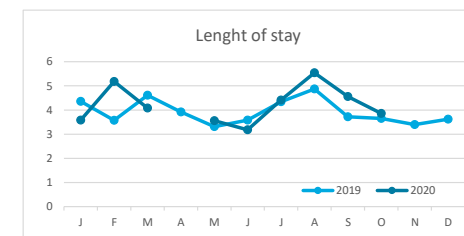
BEDNIGHTS

	TOTAL				Breakdown by accommodation type							
	Abroad	Mainland	Canary Islands	Total	Hotels				Apartments			
Jan-Oct19	14,390	11,518	54,178	80,086	10,558	9,109	20,172	39,839	3,832	2,409	34,006	40,247
Jan-Oct20	8,033	9,790	11,876	29,699	6,124	8,119	1,583	15,826	1,900	1,587	9,507	12,994
Change	-6,357	-1,728	-42,302	-50,387	-4,434	-990	-18,589	-24,013	-1,932	-822	-24,499	-27,253
Change, %	-44.2%	-15.0%	-78.1%	-62.9%	-42.0%	-10.9%	-92.2%	-60.3%	-50.4%	-34.1%	-72.0%	-67.7%

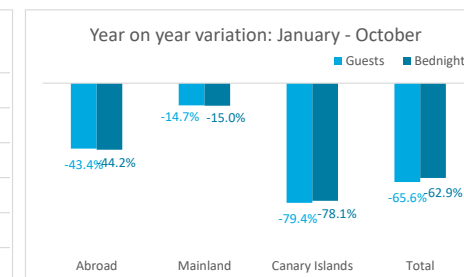
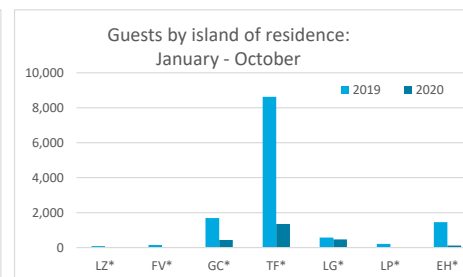
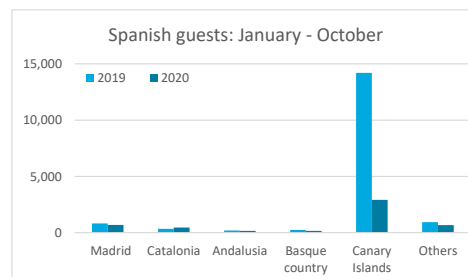
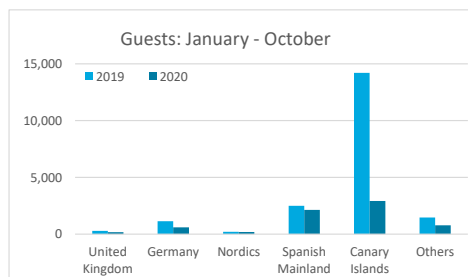


LENGHT OF STAY

	TOTAL				Breakdown by accommodation type							
	Abroad	Mainland	Canary Islands	Total	Hotels				Apartments			
Jan-Oct19	4.7	4.6	3.8	4.0	4.5	4.6	3.6	4.0	5.0	4.5	4.0	4.1
Jan-Oct20	4.6	4.6	4.1	4.4	4.2	4.5	2.8	4.1	6.4	5.2	4.5	4.8
Change	-0.1	0.0	0.3	0.3	-0.3	-0.2	-0.8	0.1	1.4	0.7	0.6	0.7




GUESTS AND BEDNIGHTS BY PLACE OF RESIDENCE



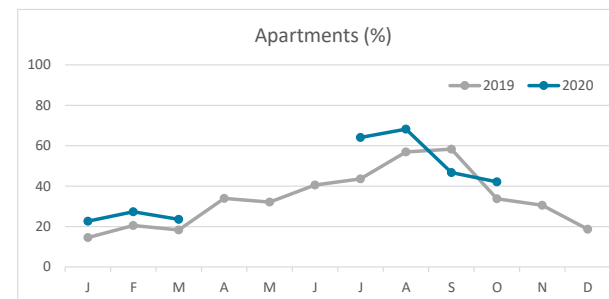
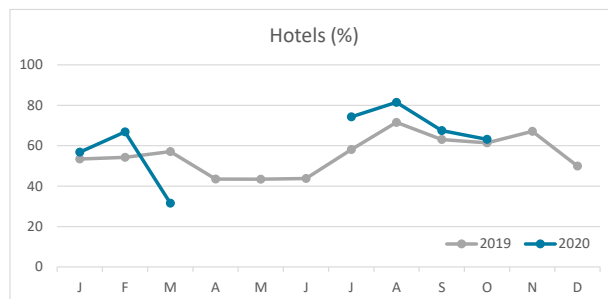
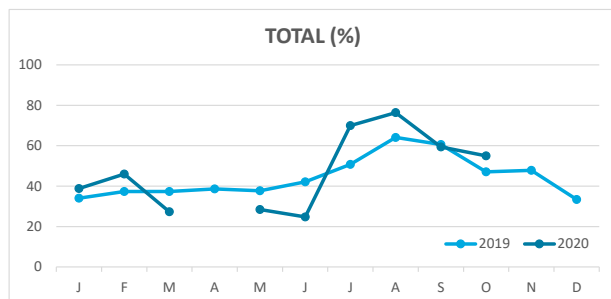
Note: LZ* (Lanzarote), FV* (Fuerteventura), GC* (Gran Canaria), TF* (Tenerife), LG* (La Gomera), LP* (La Palma) and EH* (El Hierro).

TOTAL does not coincide with the sum of hotel and non-hotel accommodations, since between April and June 2020 the breakdown by islands was not published.

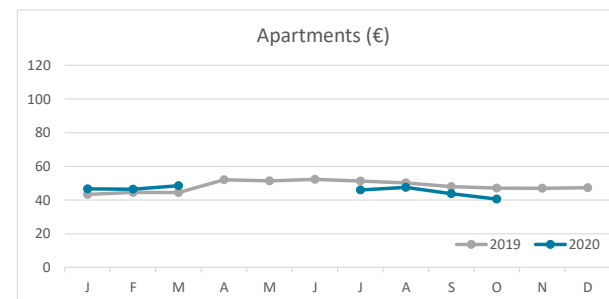
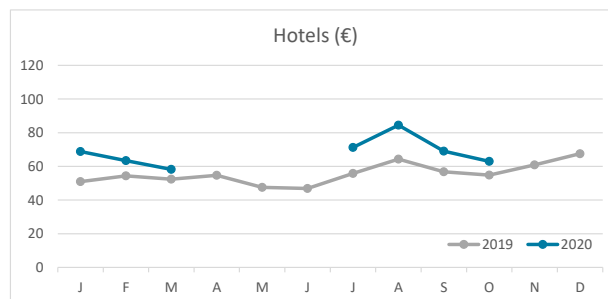
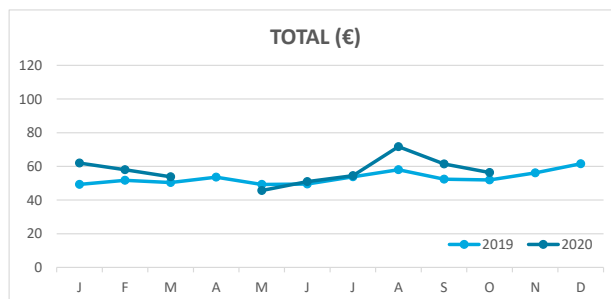
Main tourist accommodation indicators EL HIERRO (January - October 2020)



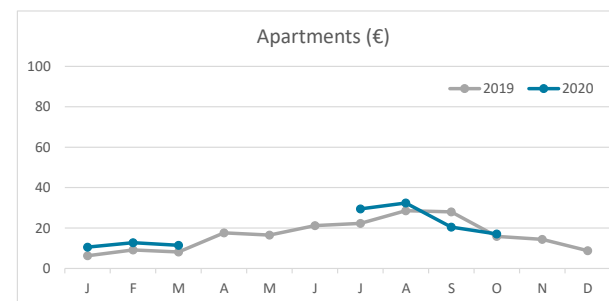
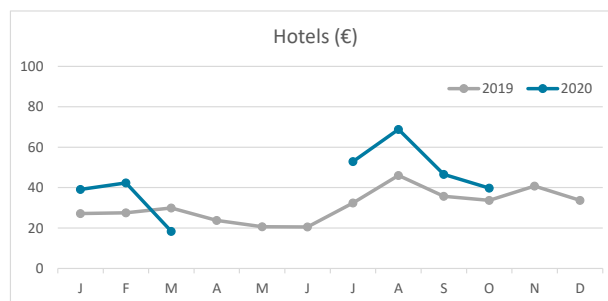
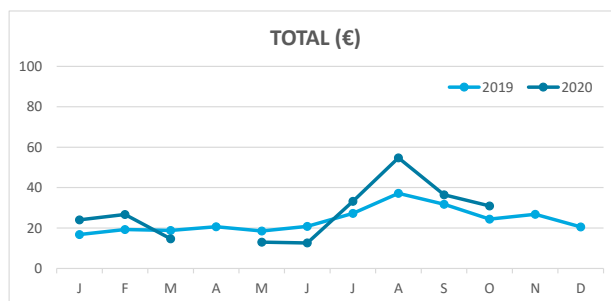
OCCUPANCY RATE PER ROOM / APARTMENT



ADR (Average Daily Rate)



REVPAR (Revenue Per Available Room)



Note: "Guests indicator" refers to number of guests checking in as new arrivals.
Source: Encuestas de Alojamiento Turístico (ISTAC)