


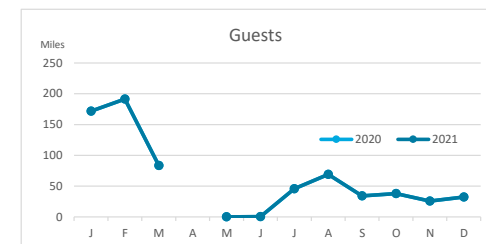
Main tourist accommodation indicators

LANZAROTE (January 2021)



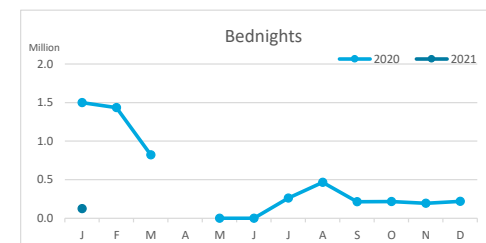
GUESTS BY ACCOMMODATION TYPE (*)

	TOTAL				Breakdown by accommodation type							
					Hotels				Apartments			
	Abroad	Mainland	Canary Islands	Total	Abroad	Mainland	Canary Islands	Total	Abroad	Mainland	Canary Islands	Total
Jan20	153,180	11,765	6,768	171,713	96,525	10,065	3,998	110,588	56,655	1,700	2,770	61,125
Jan21	7,436	2,951	4,324	14,711	5,475	2,544	2,400	10,419	1,961	407	1,924	4,292
Change	-145,744	-8,814	-2,444	-157,002	-91,050	-7,521	-1,598	-100,169	-54,694	-1,293	-846	-56,833
Change, %	-95.1%	-74.9%	-36.1%	-91.4%	-94.3%	-74.7%	-40.0%	-90.6%	-96.5%	-76.1%	-30.5%	-93.0%



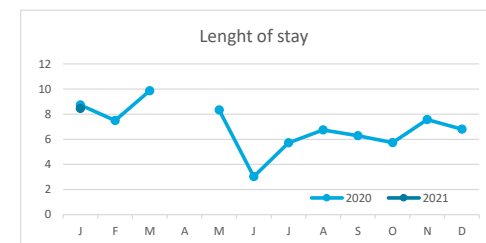
BEDNIGHTS

	TOTAL				Breakdown by accommodation type							
					Hotels				Apartments			
	Abroad	Mainland	Canary Islands	Total	Abroad	Mainland	Canary Islands	Total	Abroad	Mainland	Canary Islands	Total
Jan20	1,393,880	79,172	26,152	1,499,204	808,710	65,488	11,738	885,936	585,170	13,684	14,414	613,268
Jan21	82,879	24,014	17,368	124,261	53,261	21,853	6,548	81,662	29,618	2,161	10,820	42,599
Change	-1,311,001	-55,158	-8,784	-1,374,943	-755,449	-43,635	-5,190	-804,274	-555,552	-11,523	-3,594	-570,669
Change, %	-94.1%	-69.7%	-33.6%	-91.7%	-93.4%	-66.6%	-44.2%	-90.8%	-94.9%	-84.2%	-24.9%	-93.1%

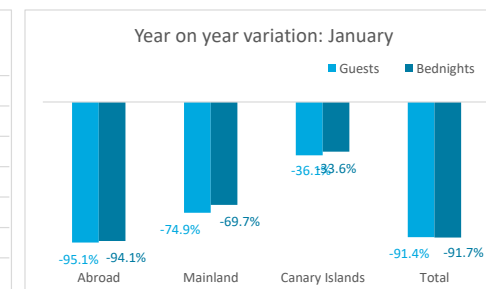
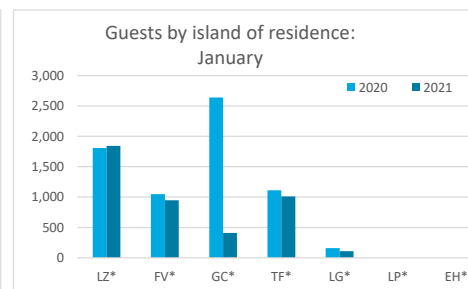
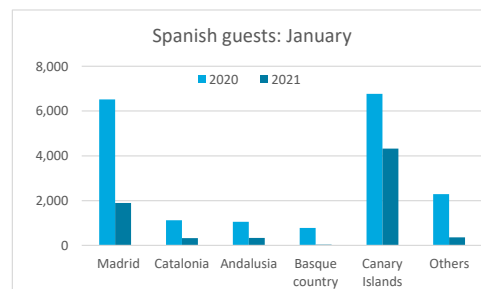
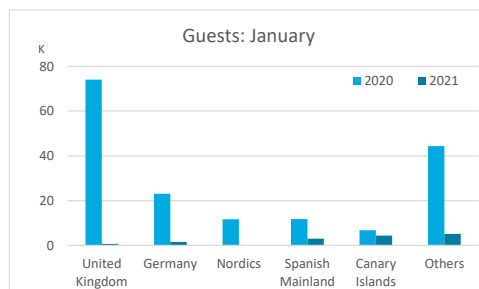


LENGHT OF STAY

	TOTAL				Breakdown by accommodation type							
					Hotels				Apartments			
	Abroad	Mainland	Canary Islands	Total	Abroad	Mainland	Canary Islands	Total	Abroad	Mainland	Canary Islands	Total
Jan20	9.1	6.7	3.9	8.7	8.4	6.5	2.9	8.0	10.3	8.0	5.2	10.0
Jan21	11.1	8.1	4.0	8.4	9.7	8.6	2.7	7.8	15.1	5.3	5.6	9.9
Change	2.0	1.4	0.2	-0.3	1.3	2.1	-0.2	-0.2	4.8	-2.7	0.4	-0.1



GUESTS AND BEDNIGHTS BY PLACE OF RESIDENCE



Note: LZ* (Lanzarote), FV* (Fuerteventura), GC* (Gran Canaria), TF* (Tenerife), LG* (La Gomera), LP* (La Palma) and EH* (El Hierro).

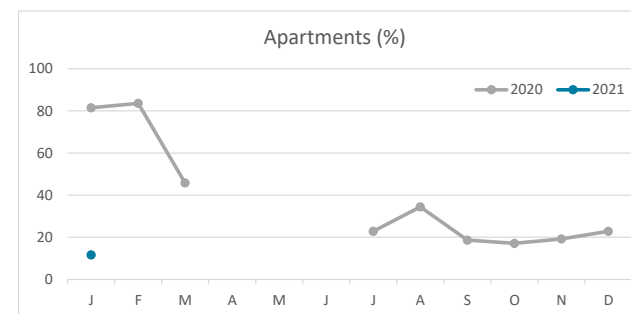
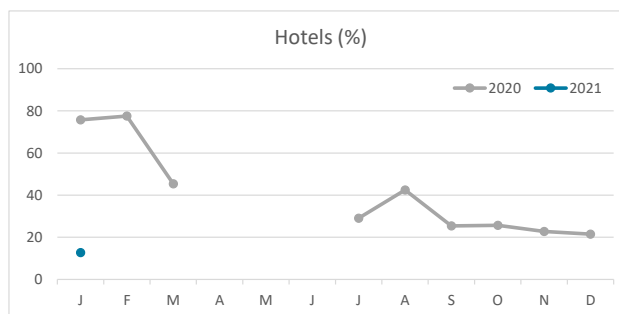
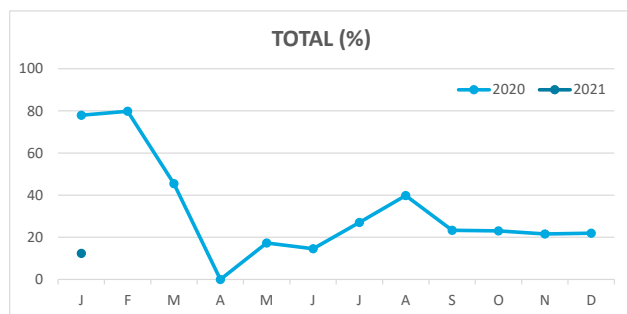
TOTAL does not coincide with the sum of hotel and non-hotel accommodations, since between April and June 2020 the breakdown by islands was not published.

Main tourist accommodation indicators

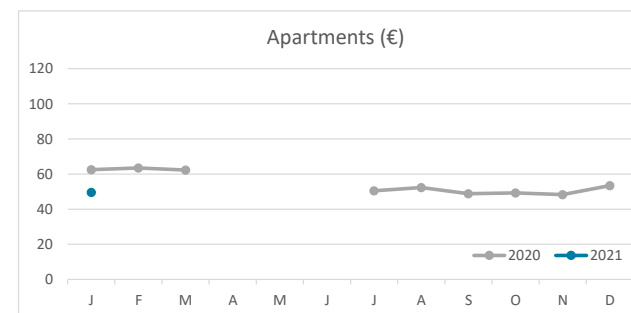
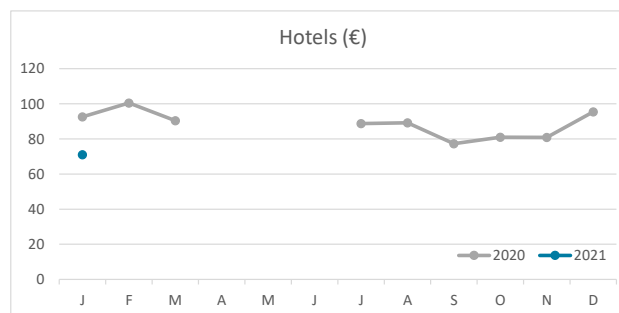
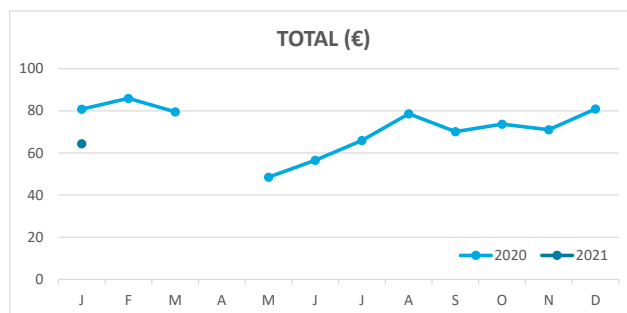
LANZAROTE (January 2021)



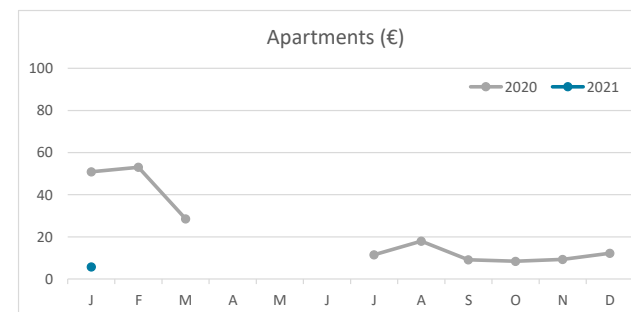
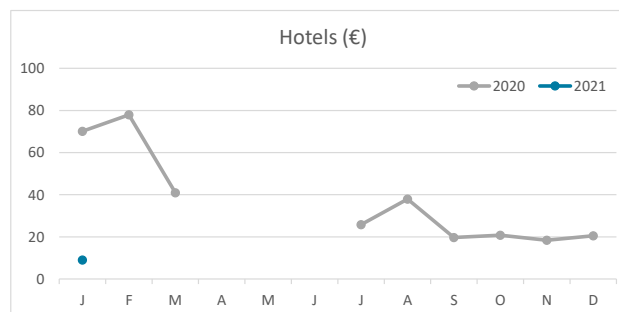
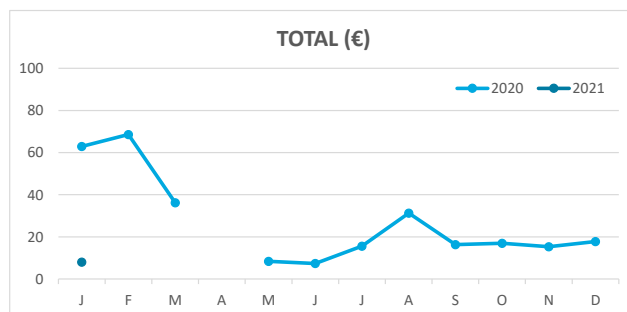
OCCUPANCY RATE PER ROOM / APARTMENT



ADR (Average Daily Rate)



REVPAR (Revenue Per Available Room)



Note: "Guests indicator" refers to number of guests checking in as new arrivals.
Source: Encuestas de Alojamiento Turístico (ISTAC)