


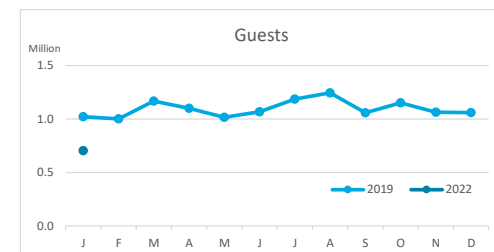
# Main tourist accommodation indicators

## CANARY ISLANDS (January 2022)



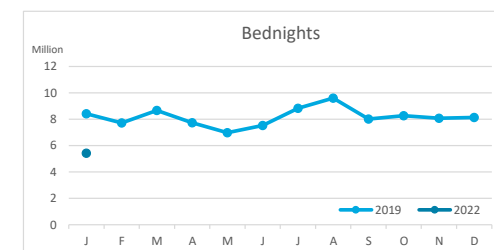
### GUESTS BY ACCOMMODATION TYPE (\*)

	Breakdown by accommodation type											
	TOTAL				Hotels				Apartments			
	Abroad	Mainland	Canary Islands	Total	Abroad	Mainland	Canary Islands	Total	Abroad	Mainland	Canary Islands	Total
January 19	906,975	66,761	48,441	<b>1,022,177</b>	635,942	59,656	35,332	<b>730,930</b>	271,033	7,105	13,109	<b>291,247</b>
January 22	595,783	61,934	45,816	<b>703,533</b>	451,738	54,382	34,928	<b>541,048</b>	144,045	7,552	10,888	<b>162,485</b>
Change	-311,192	-4,827	-2,625	<b>-318,644</b>	-184,204	-5,274	-404	<b>-189,882</b>	-126,988	447	-2,221	<b>-128,762</b>
Change, %	-34.3%	-7.2%	-5.4%	<b>-31.2%</b>	-29.0%	-8.8%	-1.1%	<b>-26.0%</b>	-46.9%	6.3%	-16.9%	<b>-44.2%</b>



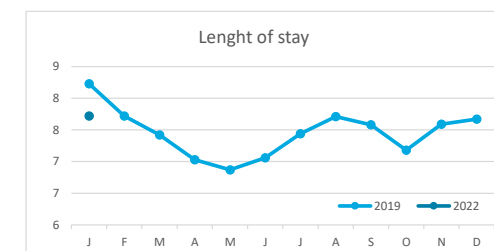
### BEDNIGHTS

	Breakdown by accommodation type											
	TOTAL				Hotels				Apartments			
	Abroad	Mainland	Canary Islands	Total	Abroad	Mainland	Canary Islands	Total	Abroad	Mainland	Canary Islands	Total
January 19	7,888,155	353,139	167,459	<b>8,408,753</b>	5,148,373	305,721	106,380	<b>5,560,474</b>	2,739,782	47,418	61,079	<b>2,848,279</b>
January 22	4,944,553	311,220	176,226	<b>5,431,999</b>	3,537,925	266,064	115,850	<b>3,919,839</b>	1,406,628	45,156	60,376	<b>1,512,160</b>
Change	-2,943,602	-41,919	8,767	<b>-2,976,754</b>	-1,610,448	-39,657	9,470	<b>-1,640,635</b>	-1,333,154	-2,262	-703	<b>-1,336,119</b>
Change, %	-37.3%	-11.9%	5.2%	<b>-35.4%</b>	-31.3%	-13.0%	8.9%	<b>-29.5%</b>	-48.7%	-4.8%	-1.2%	<b>-46.9%</b>

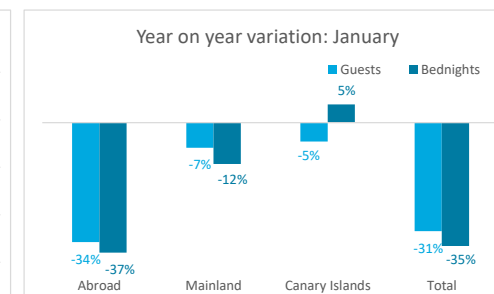
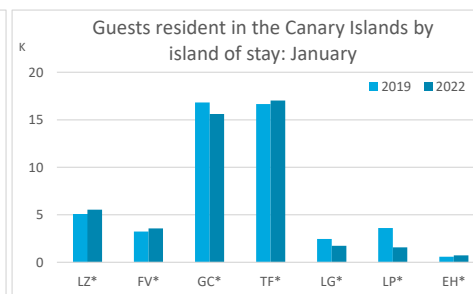
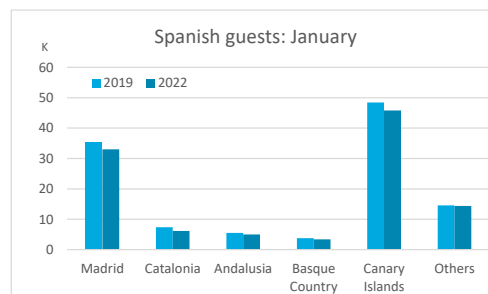
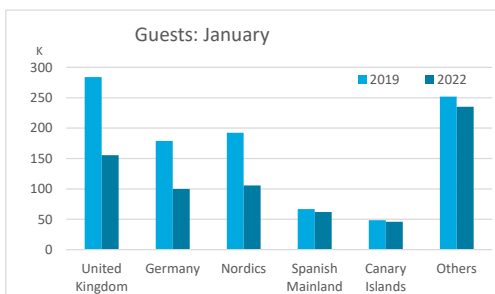


### LENGHT OF STAY

	Breakdown by accommodation type											
	TOTAL				Hotels				Apartments			
	Abroad	Mainland	Canary Islands	Total	Abroad	Mainland	Canary Islands	Total	Abroad	Mainland	Canary Islands	Total
January 19	8.7	5.3	3.5	<b>8.2</b>	8.1	5.1	3.0	<b>7.6</b>	10.1	6.7	4.7	<b>9.8</b>
January 22	8.3	5.0	3.8	<b>7.7</b>	7.8	4.9	3.3	<b>7.2</b>	9.8	6.0	5.5	<b>9.3</b>
Change	-0.4	-0.3	0.4	<b>-0.5</b>	-0.3	-0.2	0.3	<b>-0.4</b>	-0.3	-0.7	0.9	<b>-0.5</b>



### GUESTS AND BEDNIGHTS BY PLACE OF RESIDENCE



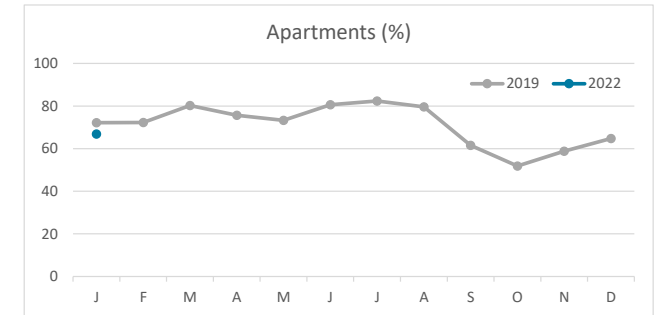
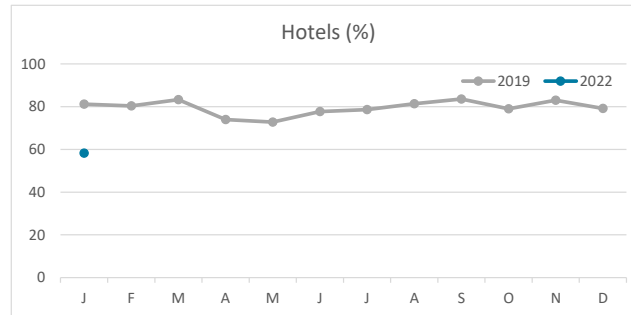
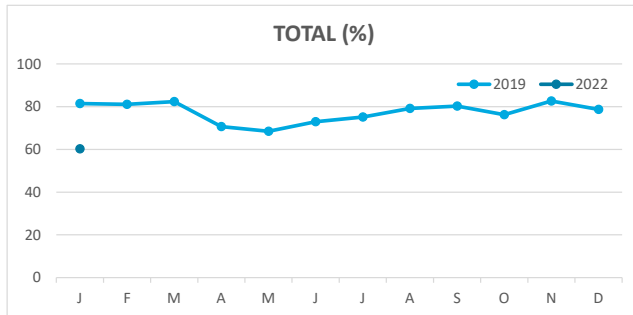
Note: LZ\* (Lanzarote), FV\* (Fuerteventura), GC\* (Gran Canaria), TF\* (Tenerife), LG\* (La Gomera), LP\* (La Palma) and EH\* (El Hierro).  
TOTAL does not coincide with the sum of hotel and non-hotel accommodations, since only aggregate data was published in April 2020.

# Main tourist accommodation indicators

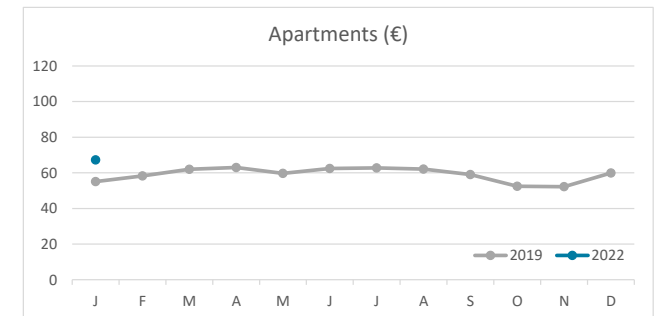
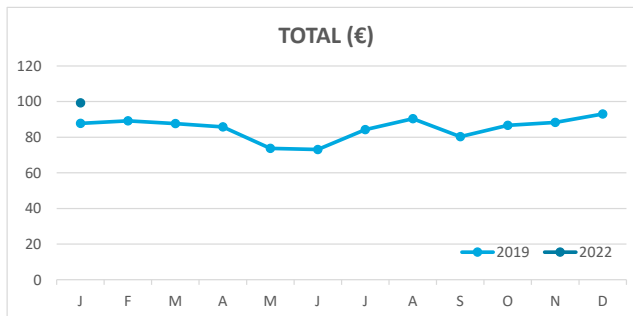
## CANARY ISLANDS (January 2022)



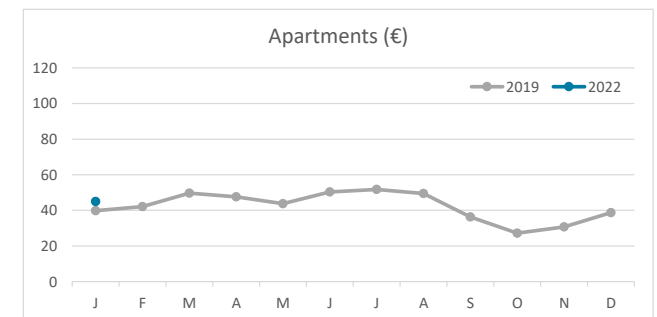
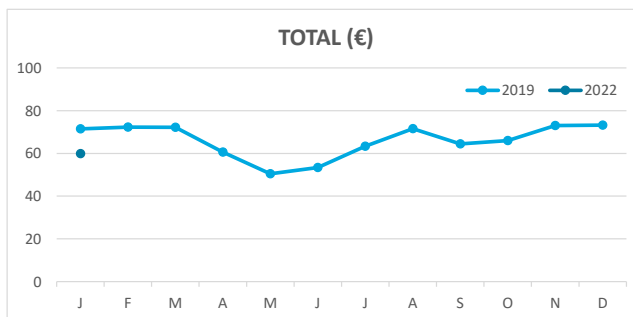
### OCCUPANCY RATE PER ROOM / APARTMENT



### ADR (Average Daily Rate)



### REVPAR (Revenue Per Available Room)



Note: "Guests indicator" refers to number of guests checking in as new arrivals.  
 Source: Encuestas de Alojamiento Turístico (ISTAC)