


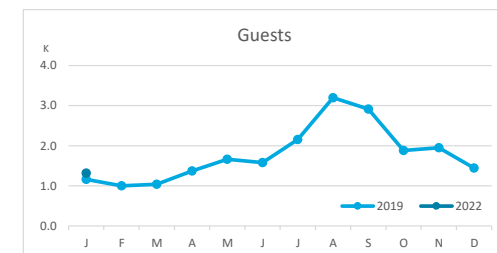
# Main tourist accommodation indicators

## EL HIERRO (January 2022)



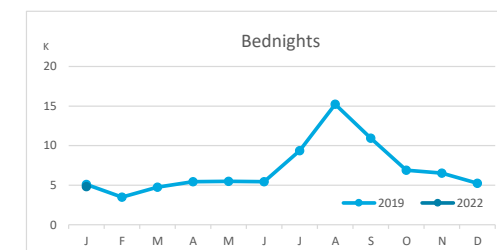
### GUESTS BY ACCOMMODATION TYPE (\*)

	Breakdown by accommodation type											
	TOTAL				Hotels				Apartments			
	Abroad	Mainland	Canary Islands	Total	Abroad	Mainland	Canary Islands	Total	Abroad	Mainland	Canary Islands	Total
January 19	351	221	591	1,163	279	200	393	872	72	21	198	291
January 22	337	248	730	1,315	287	229	389	905	50	19	341	410
Change	-14	27	139	152	8	29	-4	33	-22	-2	143	119
Change, %	-4.0%	12.2%	23.5%	13.1%	2.9%	14.5%	-1.0%	3.8%	-30.6%	-9.5%	72.2%	40.9%



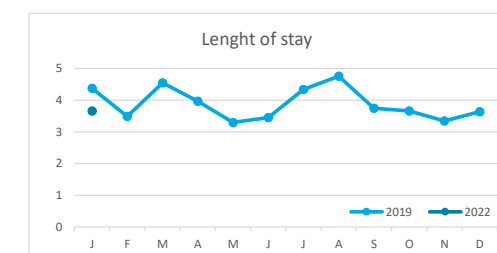
### BEDNIGHTS

	Breakdown by accommodation type											
	TOTAL				Hotels				Apartments			
	Abroad	Mainland	Canary Islands	Total	Abroad	Mainland	Canary Islands	Total	Abroad	Mainland	Canary Islands	Total
January 19	2,054	1,068	1,973	5,095	1,709	952	1,229	3,890	345	116	744	1,205
January 22	1,577	1,052	2,187	4,816	1,263	892	832	2,987	314	160	1,355	1,829
Change	-477	-16	214	-279	-446	-60	-397	-903	-31	44	611	624
Change, %	-23.2%	-1.5%	10.8%	-5.5%	-26.1%	-6.3%	-32.3%	-23.2%	-9.0%	37.9%	82.1%	51.8%

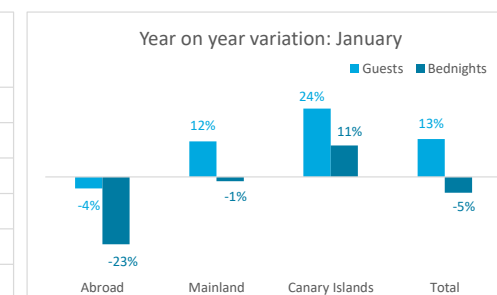
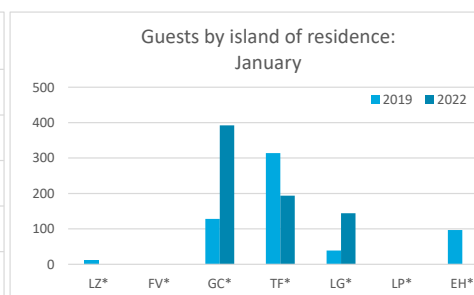
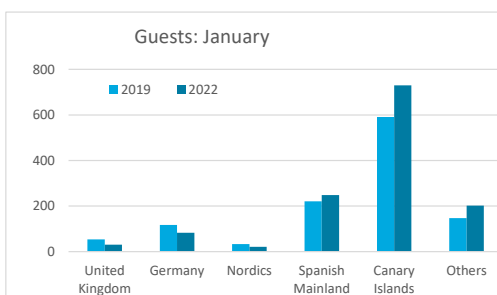


### LENGHT OF STAY

	Breakdown by accommodation type											
	TOTAL				Hotels				Apartments			
	Abroad	Mainland	Canary Islands	Total	Abroad	Mainland	Canary Islands	Total	Abroad	Mainland	Canary Islands	Total
January 19	5.9	4.8	3.3	4.4	6.1	4.8	3.1	4.5	4.8	5.5	3.8	4.1
January 22	4.7	4.2	3.0	3.7	4.4	3.9	2.1	3.3	6.3	8.4	4.0	4.5
Change	-1.2	-0.6	-0.3	-0.7	-1.7	-0.9	-1.0	-1.2	1.5	2.9	0.2	0.3




### GUESTS AND BEDNIGHTS BY PLACE OF RESIDENCE



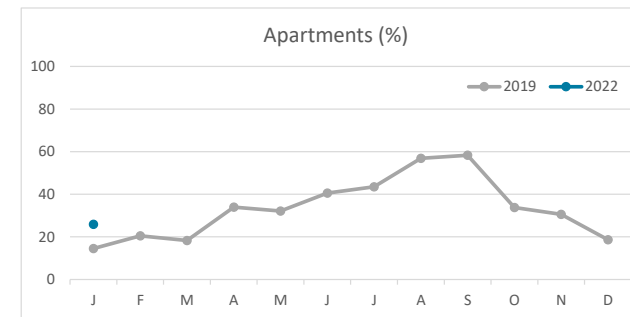
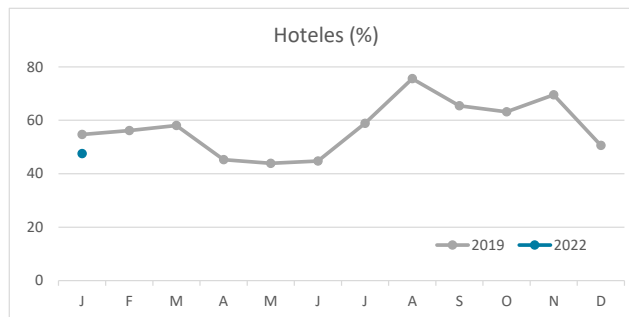
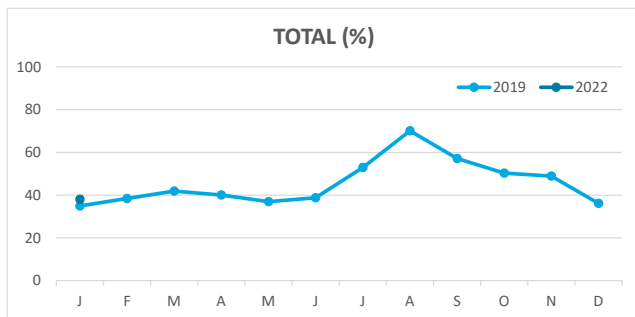
Note: LZ\* (Lanzarote), FV\* (Fuerteventura), GC\* (Gran Canaria), TF\* (Tenerife), LG\* (La Gomera), LP\* (La Palma) and EH\* (El Hierro).  
TOTAL does not coincide with the sum of hotel and non-hotel accommodations, since between April and July 2020 the breakdown by islands was not published.

# Main tourist accommodation indicators

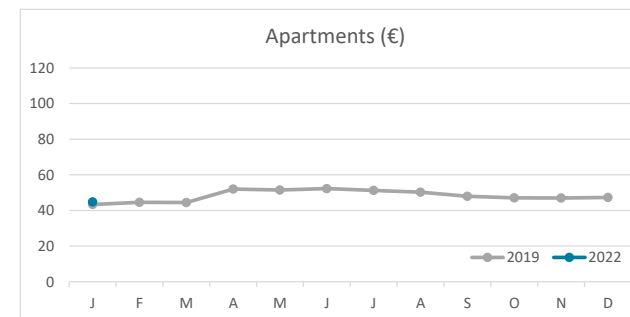
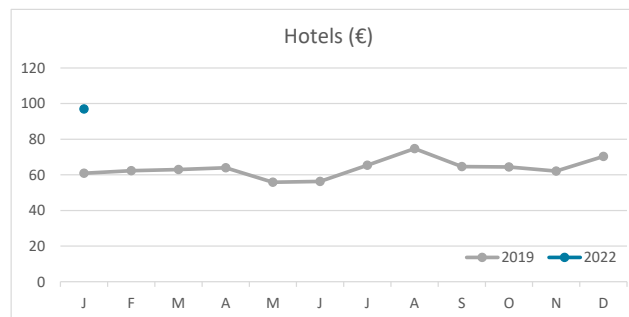
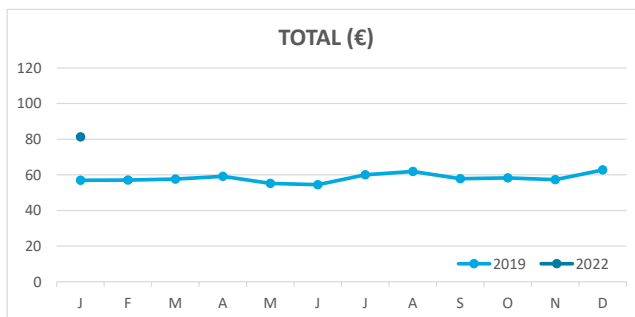
## EL HIERRO (January 2022)



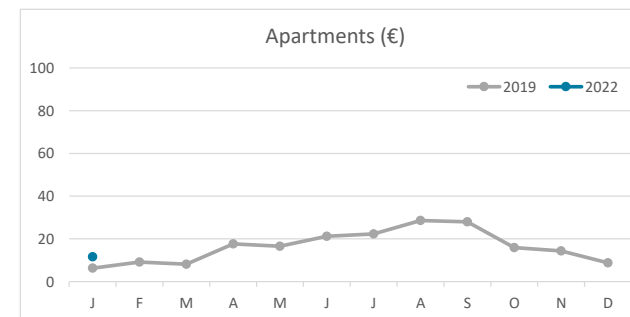
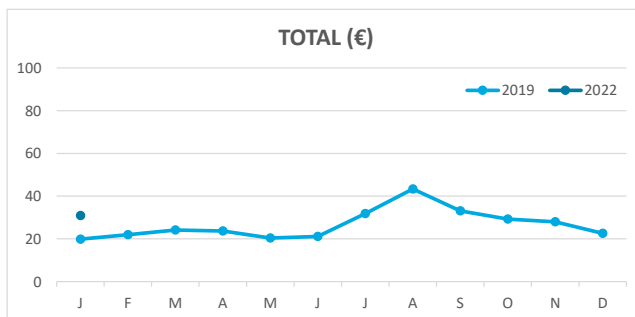
### OCCUPANCY RATE PER ROOM / APARTMENT



### ADR (Average Daily Rate)



### REVPAR (Revenue Per Available Room)



Note: "Guests indicator" refers to number of guests checking in as new arrivals.  
 Source: Encuestas de Alojamiento Turístico (ISTAC)