


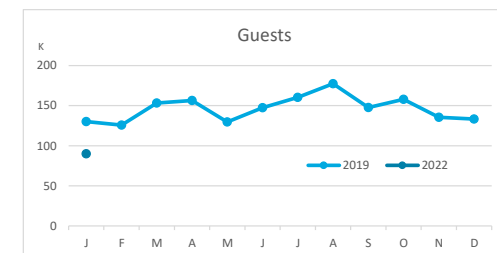
Main tourist accommodation indicators

FUERTEVENTURA (January 2022)



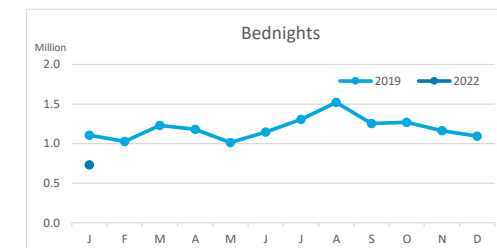
GUESTS BY ACCOMMODATION TYPE (*)

	Breakdown by accommodation type											
	TOTAL				Hotels				Apartments			
	Abroad	Mainland	Canary Islands	Total	Abroad	Mainland	Canary Islands	Total	Abroad	Mainland	Canary Islands	Total
January 19	122,334	4,523	3,239	130,096	102,890	3,598	2,289	108,777	19,444	925	950	21,319
January 22	80,995	5,380	3,571	89,946	71,535	4,063	2,996	78,594	9,460	1,317	575	11,352
Change	-41,339	857	332	-40,150	-31,355	465	707	-30,183	-9,984	392	-375	-9,967
Change, %	-33.8%	18.9%	10.3%	-30.9%	-30.5%	12.9%	30.9%	-27.7%	-51.3%	42.4%	-39.5%	-46.8%



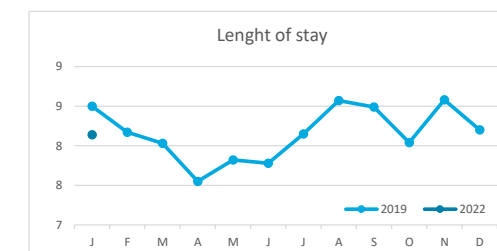
BEDNIGHTS

	Breakdown by accommodation type											
	TOTAL				Hotels				Apartments			
	Abroad	Mainland	Canary Islands	Total	Abroad	Mainland	Canary Islands	Total	Abroad	Mainland	Canary Islands	Total
January 19	1,072,342	21,144	12,677	1,106,163	856,627	17,505	7,123	881,255	215,715	3,639	5,554	224,908
January 22	691,872	27,322	13,128	732,322	593,028	20,120	10,625	623,773	98,844	7,202	2,503	108,549
Change	-380,470	6,178	451	-373,841	-263,599	2,615	3,502	-257,482	-116,871	3,563	-3,051	-116,359
Change, %	-35.5%	29.2%	3.6%	-33.8%	-30.8%	14.9%	49.2%	-29.2%	-54.2%	97.9%	-54.9%	-51.7%

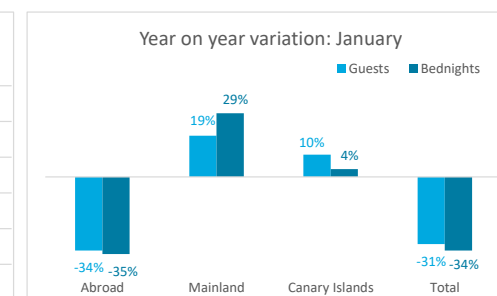
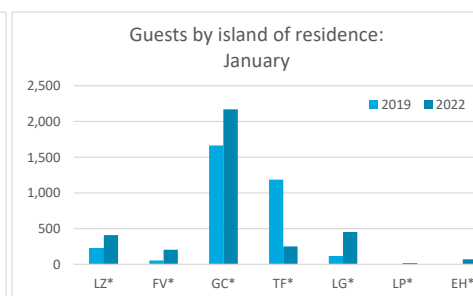
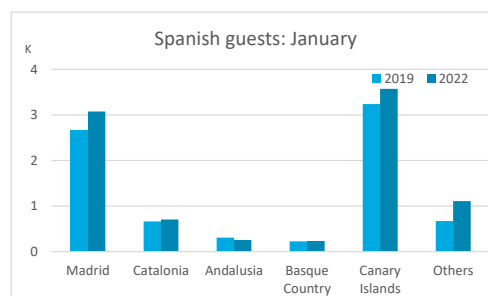
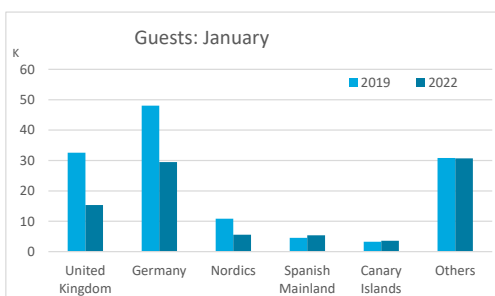


LENGHT OF STAY

	Breakdown by accommodation type											
	TOTAL				Hotels				Apartments			
	Abroad	Mainland	Canary Islands	Total	Abroad	Mainland	Canary Islands	Total	Abroad	Mainland	Canary Islands	Total
January 19	8.8	4.7	3.9	8.5	8.3	4.9	3.1	8.1	11.1	3.9	5.8	10.5
January 22	8.5	5.1	3.7	8.1	8.3	5.0	3.5	7.9	10.4	5.5	4.4	9.6
Change	-0.2	0.4	-0.2	-0.4	0.0	0.1	0.4	-0.2	-0.6	1.5	-1.5	-1.0



GUESTS AND BEDNIGHTS BY PLACE OF RESIDENCE



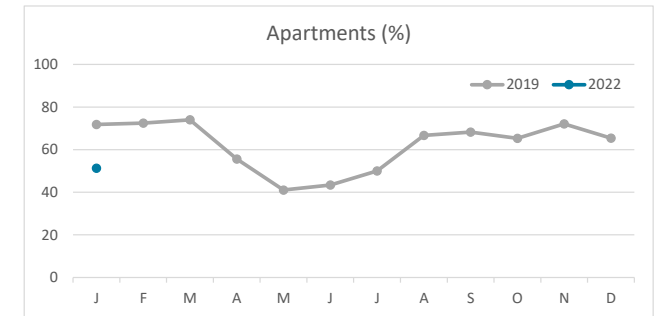
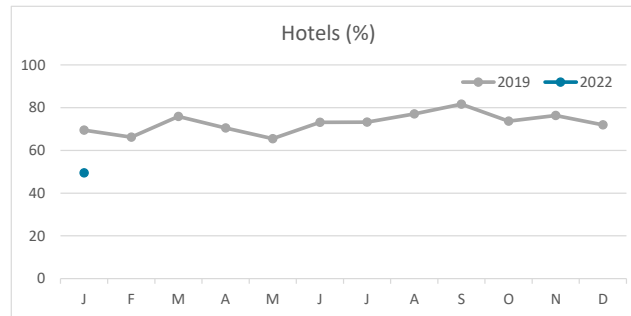
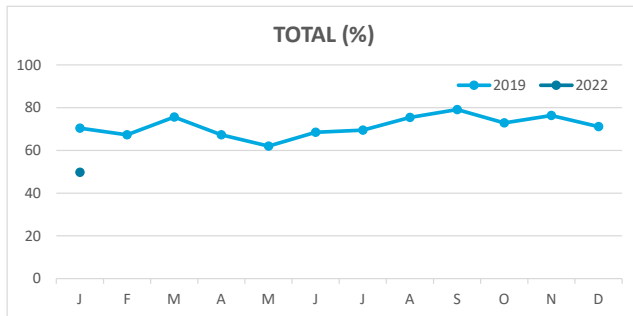
Note: LZ* (Lanzarote), FV* (Fuerteventura), GC* (Gran Canaria), TF* (Tenerife), LG* (La Gomera), LP* (La Palma) and EH* (El Hierro).
TOTAL does not coincide with the sum of hotel and non-hotel accommodations, since between April and July 2020 the breakdown by islands was not published.

Main tourist accommodation indicators

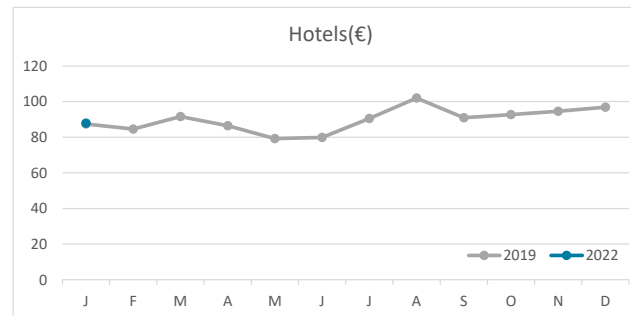
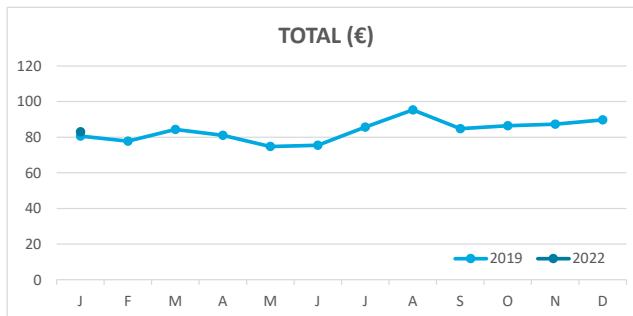
FUERTEVENTURA (January 2022)



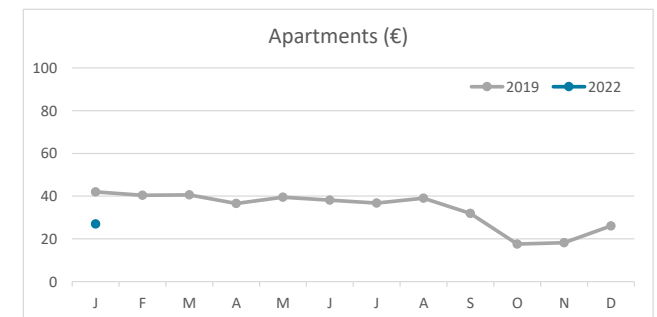
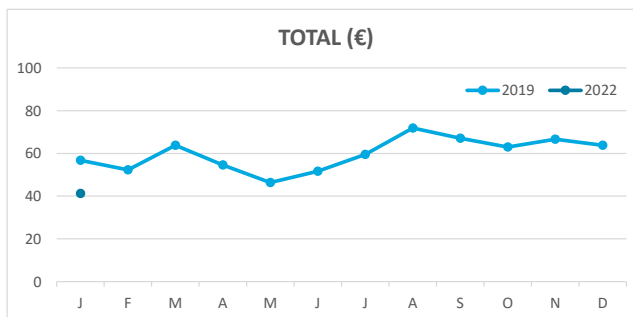
OCCUPANCY RATE PER ROOM / APARTMENT



ADR (Average Daily Rate)



REVPAR (Revenue Per Available Room)



Note: "Guests indicator" refers to number of guests checking in as new arrivals.
 Source: Encuestas de Alojamiento Turístico (ISTAC)