

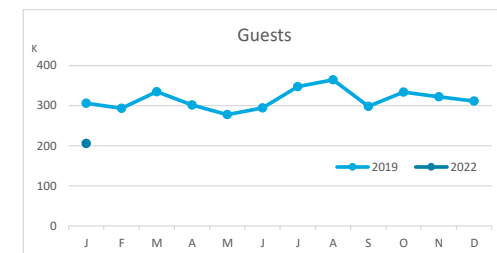
Main tourist accommodation indicators

GRAN CANARIA (January 2022)



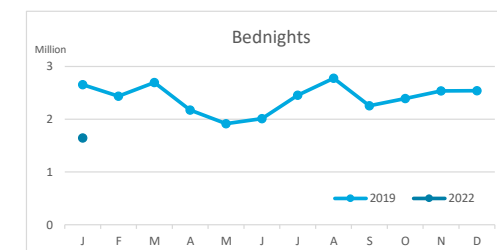
GUESTS BY ACCOMMODATION TYPE (*)

	Breakdown by accommodation type											
	TOTAL				Hotels				Apartments			
	Abroad	Mainland	Canary Islands	Total	Abroad	Mainland	Canary Islands	Total	Abroad	Mainland	Canary Islands	Total
January 19	271,578	17,734	16,827	306,139	175,478	15,943	10,887	202,308	96,100	1,791	5,940	103,831
January 22	174,249	15,642	15,618	205,509	131,973	14,524	11,516	158,013	42,276	1,118	4,102	47,496
Change	-97,329	-2,092	-1,209	-100,630	-43,505	-1,419	629	-44,295	-53,824	-673	-1,838	-56,335
Change, %	-35.8%	-11.8%	-7.2%	-32.9%	-24.8%	-8.9%	5.8%	-21.9%	-56.0%	-37.6%	-30.9%	-54.3%



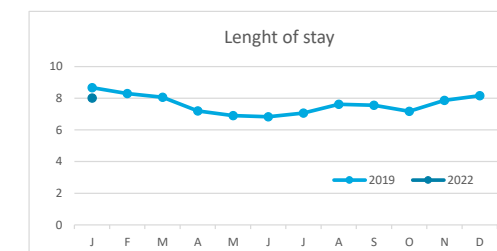
BEDNIGHTS

	Breakdown by accommodation type											
	TOTAL				Hotels				Apartments			
	Abroad	Mainland	Canary Islands	Total	Abroad	Mainland	Canary Islands	Total	Abroad	Mainland	Canary Islands	Total
January 19	2,516,636	84,141	54,847	2,655,624	1,476,186	67,592	30,169	1,573,947	1,040,450	16,549	24,678	1,081,677
January 22	1,515,420	70,986	59,346	1,645,752	1,054,790	63,418	32,134	1,150,342	460,630	7,568	27,212	495,410
Change	-1,001,216	-13,155	4,499	-1,009,872	-421,396	-4,174	1,965	-423,605	-579,820	-8,981	2,534	-586,267
Change, %	-39.8%	-15.6%	8.2%	-38.0%	-28.5%	-6.2%	6.5%	-26.9%	-55.7%	-54.3%	10.3%	-54.2%

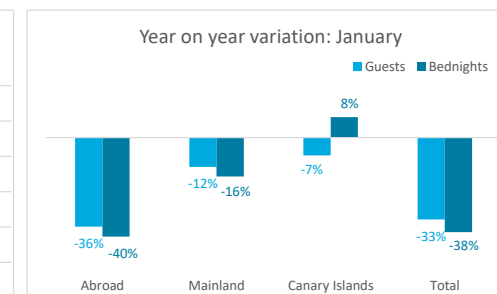
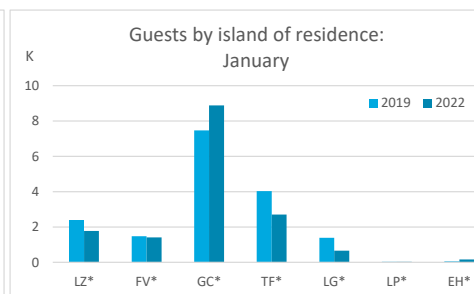
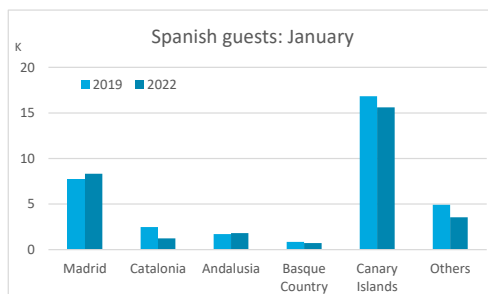
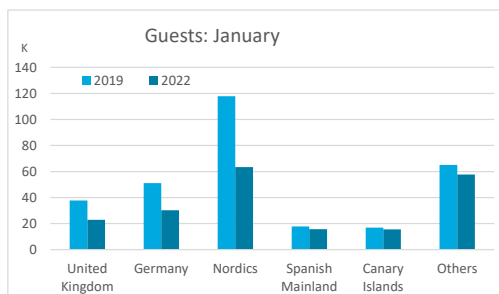


LENGHT OF STAY

	Breakdown by accommodation type											
	TOTAL				Hotels				Apartments			
	Abroad	Mainland	Canary Islands	Total	Abroad	Mainland	Canary Islands	Total	Abroad	Mainland	Canary Islands	Total
January 19	9.3	4.7	3.3	8.7	8.4	4.2	2.8	7.8	10.8	9.2	4.2	10.4
January 22	8.7	4.5	3.8	8.0	8.0	4.4	2.8	7.3	10.9	6.8	6.6	10.4
Change	-0.6	-0.2	0.5	-0.7	-0.4	0.1	0.0	-0.5	0.1	-2.5	2.5	0.0



GUESTS AND BEDNIGHTS BY PLACE OF RESIDENCE



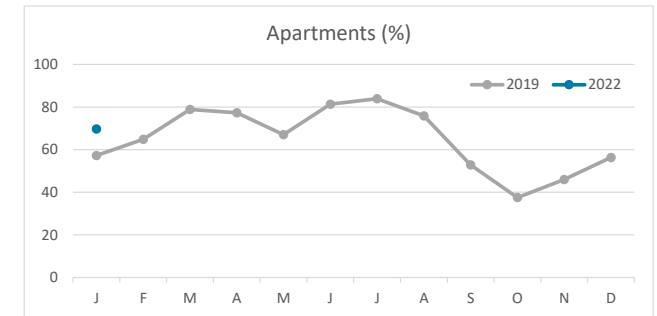
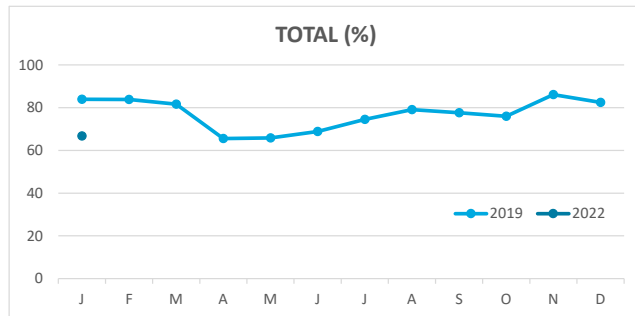
Note: LZ* (Lanzarote), FV* (Fuerteventura), GC* (Gran Canaria), TF* (Tenerife), LG* (La Gomera), LP* (La Palma) and EH* (El Hierro).
TOTAL does not coincide with the sum of hotel and non-hotel accommodations, since between April and July 2020 the breakdown by islands was not published.

Main tourist accommodation indicators

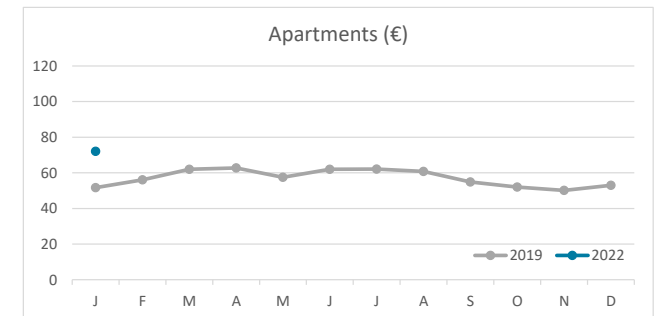
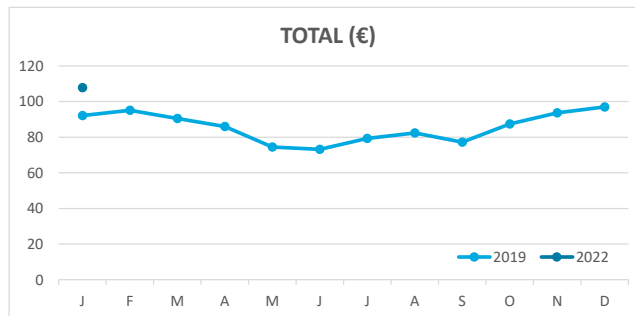
GRAN CANARIA (January 2022)



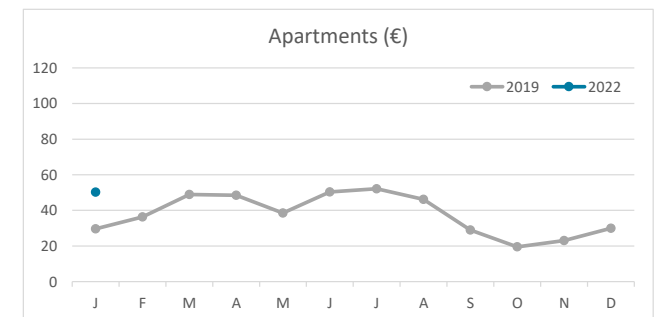
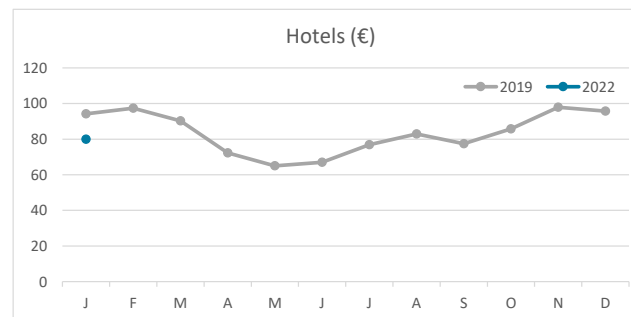
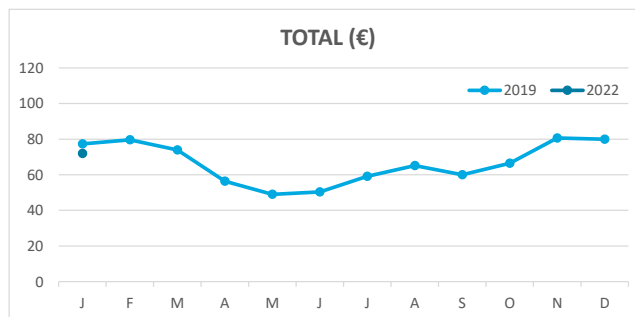
OCCUPANCY RATE PER ROOM / APARTMENT



ADR (Average Daily Rate)



REVPAR (Revenue Per Available Room)



Note: "Guests indicator" refers to number of guests checking in as new arrivals.
 Source: Encuestas de Alojamiento Turístico (ISTAC)