

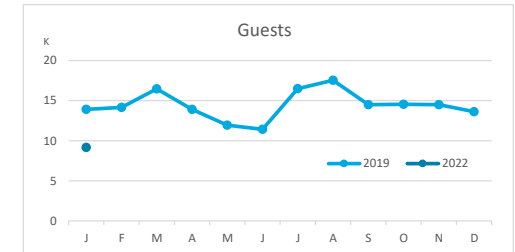
Main tourist accommodation indicators

LA GOMERA (January 2022)



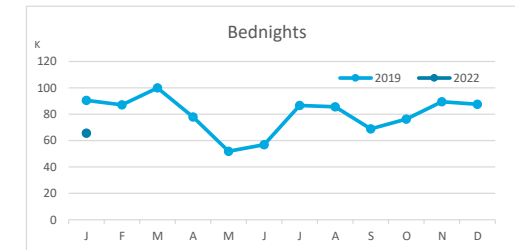
GUESTS BY ACCOMMODATION TYPE (*)

	Breakdown by accommodation type											
	TOTAL				Hotels				Apartments			
	Abroad	Mainland	Canary Islands	Total	Abroad	Mainland	Canary Islands	Total	Abroad	Mainland	Canary Islands	Total
January 19	9,896	407	3,601	13,904	5,976	227	2,468	8,671	3,920	180	1,133	5,233
January 22	7,239	346	1,573	9,158	4,603	258	1,142	6,003	2,636	88	431	3,155
Change	-2,657	-61	-2,028	-4,746	-1,373	31	-1,326	-2,668	-1,284	-92	-702	-2,078
Change, %	-26.8%	-15.0%	-56.3%	-34.1%	-23.0%	13.7%	-53.7%	-30.8%	-32.8%	-51.1%	-62.0%	-39.7%



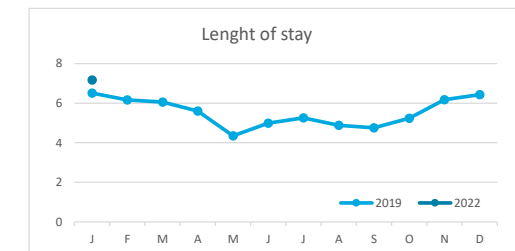
BEDNIGHTS

	Breakdown by accommodation type											
	TOTAL				Hotels				Apartments			
	Abroad	Mainland	Canary Islands	Total	Abroad	Mainland	Canary Islands	Total	Abroad	Mainland	Canary Islands	Total
January 19	81,616	1,344	7,489	90,449	42,883	786	4,955	48,624	38,733	558	2,534	41,825
January 22	60,515	1,115	4,071	65,701	30,752	788	2,703	34,243	29,763	327	1,368	31,458
Change	-21,101	-229	-3,418	-24,748	-12,131	2	-2,252	-14,381	-8,970	-231	-1,166	-10,367
Change, %	-25.9%	-17.0%	-45.6%	-27.4%	-28.3%	0.3%	-45.4%	-29.6%	-23.2%	-41.4%	-46.0%	-24.8%

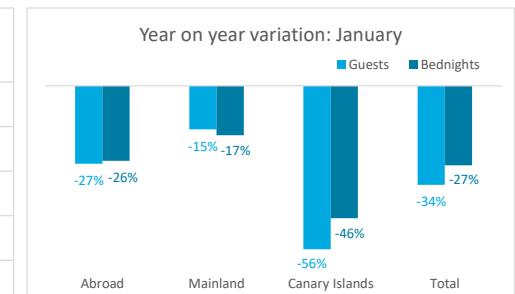
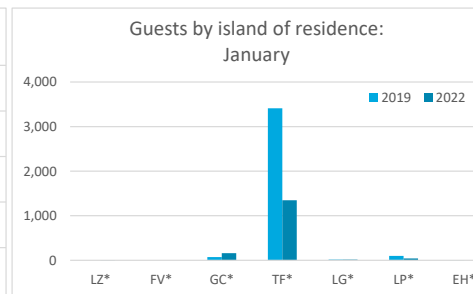
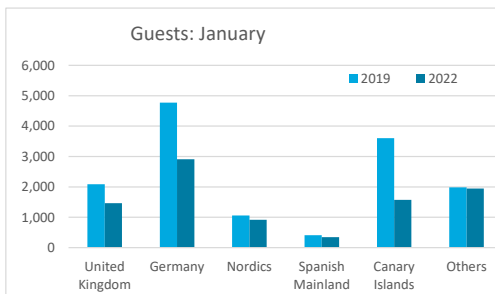


LENGHT OF STAY

	Breakdown by accommodation type											
	TOTAL				Hotels				Apartments			
	Abroad	Mainland	Canary Islands	Total	Abroad	Mainland	Canary Islands	Total	Abroad	Mainland	Canary Islands	Total
January 19	8.2	3.3	2.1	6.5	7.2	3.5	2.0	5.6	9.9	3.1	2.2	8.0
January 22	8.4	3.2	2.6	7.2	6.7	3.1	2.4	5.7	11.3	3.7	3.2	10.0
Change	0.1	-0.1	0.5	0.7	-0.5	-0.4	0.4	0.1	1.4	0.6	0.9	2.0



GUESTS AND BEDNIGHTS BY PLACE OF RESIDENCE

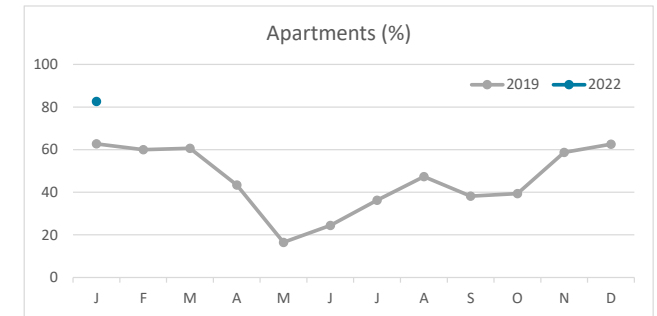
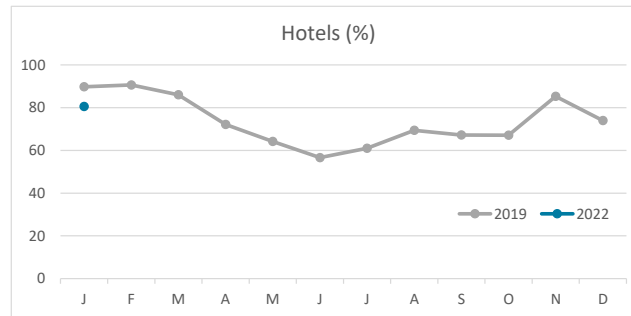
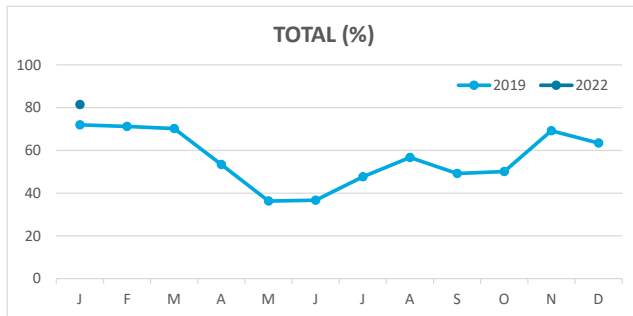


Note: LZ* (Lanzarote), FV* (Fuerteventura), GC* (Gran Canaria), TF* (Tenerife), LG* (La Gomera), LP* (La Palma) and EH* (El Hierro).
TOTAL does not coincide with the sum of hotel and non-hotel accommodations, since between April and July 2020 the breakdown by islands was not published.

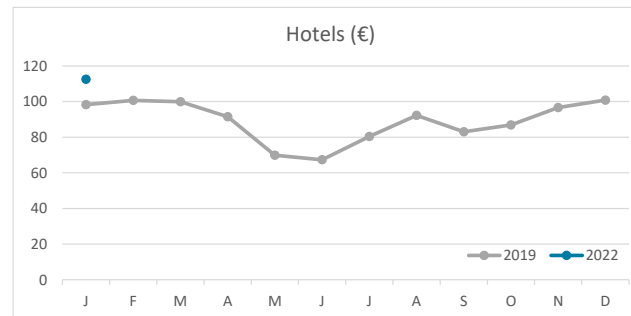
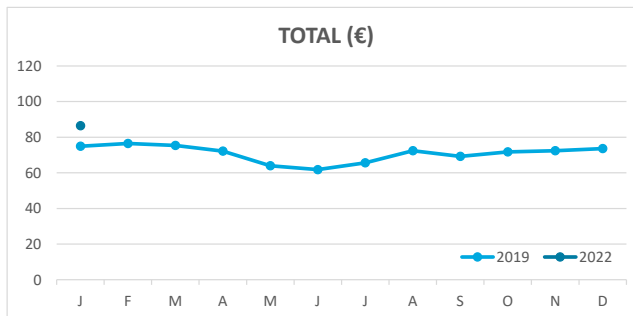
Main tourist accommodation indicators LA GOMERA (January 2022)



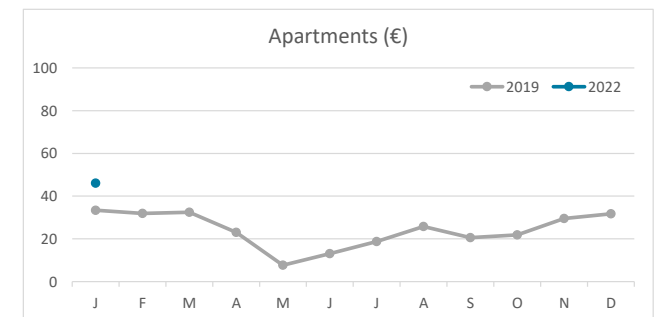
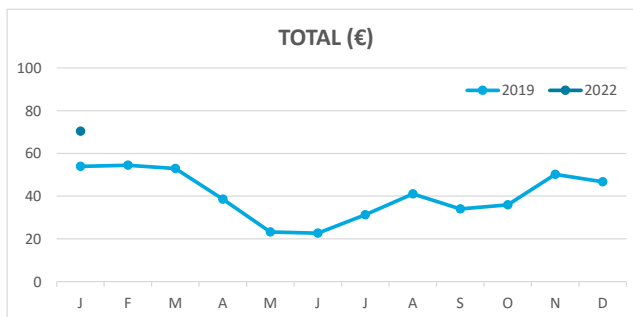
OCCUPANCY RATE PER ROOM / APARTMENT



ADR (Average Daily Rate)



REVPAR (Revenue Per Available Room)



Note: "Guests indicator" refers to number of guests checking in as new arrivals.
Source: Encuestas de Alojamiento Turístico (ISTAC)