

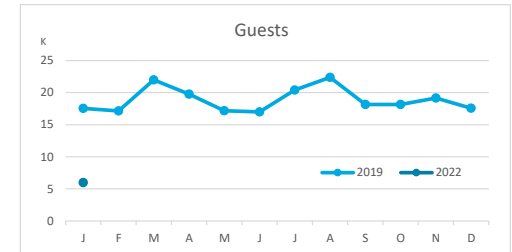
Main tourist accommodation indicators

LA PALMA (January 2022)



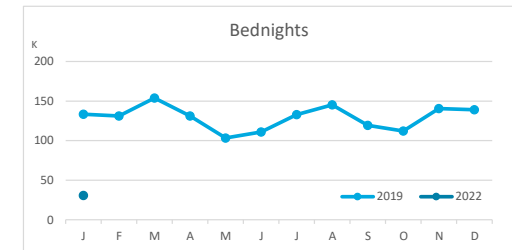
GUESTS BY ACCOMMODATION TYPE (*)

	Breakdown by accommodation type											
	TOTAL				Hotels				Apartments			
	Abroad	Mainland	Canary Islands	Total	Abroad	Mainland	Canary Islands	Total	Abroad	Mainland	Canary Islands	Total
January 19	13,221	1,862	2,452	17,535	9,774	1,563	1,550	12,887	3,447	299	902	4,648
January 22	1,530	2,692	1,749	5,971	799	2,076	756	3,631	731	616	993	2,340
Change	-11,691	830	-703	-11,564	-8,975	513	-794	-9,256	-2,716	317	91	-2,308
Change, %	-88.4%	44.6%	-28.7%	-65.9%	-91.8%	32.8%	-51.2%	-71.8%	-78.8%	106.0%	10.1%	-49.7%



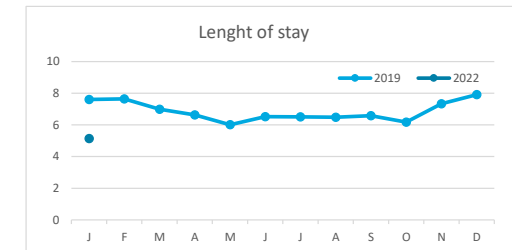
BEDNIGHTS

	Breakdown by accommodation type											
	TOTAL				Hotels				Apartments			
	Abroad	Mainland	Canary Islands	Total	Abroad	Mainland	Canary Islands	Total	Abroad	Mainland	Canary Islands	Total
January 19	116,468	8,766	8,233	133,467	76,157	7,010	3,889	87,056	40,311	1,756	4,344	46,411
January 22	8,546	12,353	9,781	30,680	4,164	9,676	5,242	19,082	4,382	2,677	4,539	11,598
Change	-107,922	3,587	1,548	-102,787	-71,993	2,666	1,353	-67,974	-35,929	921	195	-34,813
Change, %	-92.7%	40.9%	18.8%	-77.0%	-94.5%	38.0%	34.8%	-78.1%	-89.1%	52.4%	4.5%	-75.0%

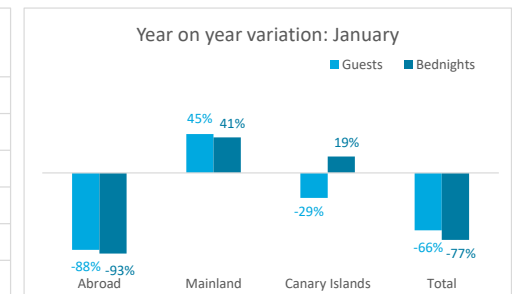
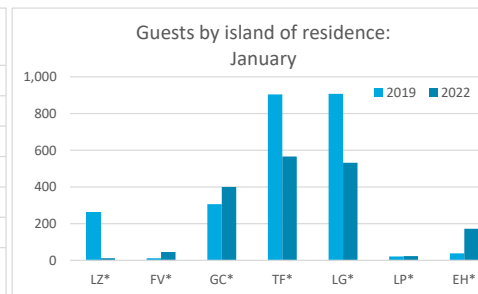
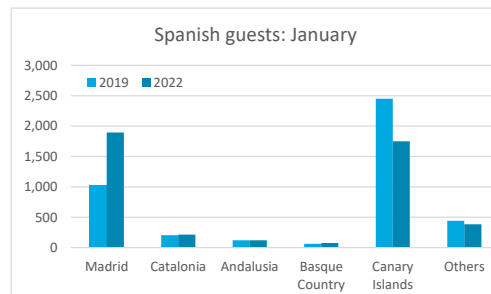
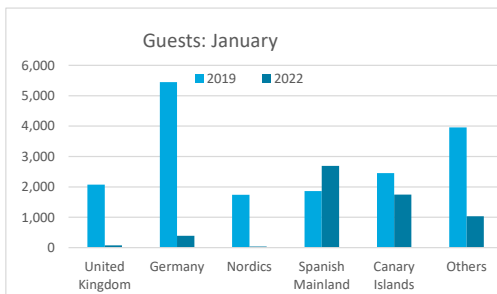


LENGHT OF STAY

	Breakdown by accommodation type											
	TOTAL				Hotels				Apartments			
	Abroad	Mainland	Canary Islands	Total	Abroad	Mainland	Canary Islands	Total	Abroad	Mainland	Canary Islands	Total
January 19	8.8	4.7	3.4	7.6	7.8	4.5	2.5	6.8	11.7	5.9	4.8	10.0
January 22	5.6	4.6	5.6	5.1	5.2	4.7	6.9	5.3	6.0	4.3	4.6	5.0
Change	-3.2	-0.1	2.2	-2.5	-2.6	0.2	4.4	-1.5	-5.7	-1.5	-0.2	-5.0



GUESTS AND BEDNIGHTS BY PLACE OF RESIDENCE



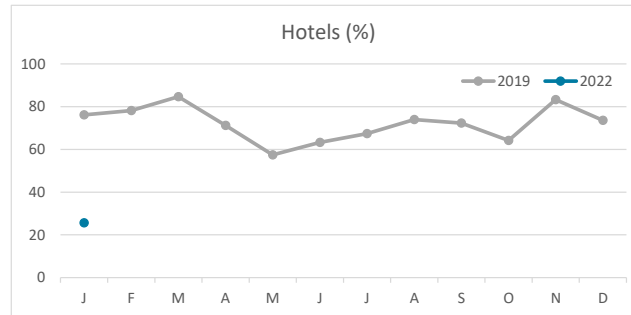
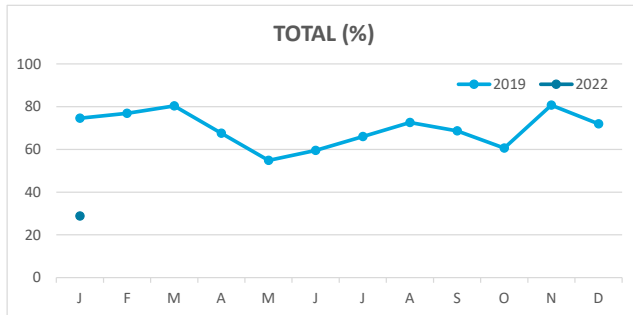
Note: LZ* (Lanzarote), FV* (Fuerteventura), GC* (Gran Canaria), TF* (Tenerife), LG* (La Gomera), LP* (La Palma) and EH* (El Hierro).
 TOTAL does not coincide with the sum of hotel and non-hotel accommodations, since between April and July 2020 the breakdown by islands was not published.

Main tourist accommodation indicators

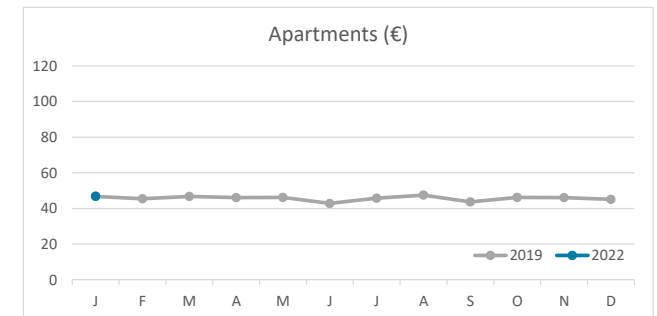
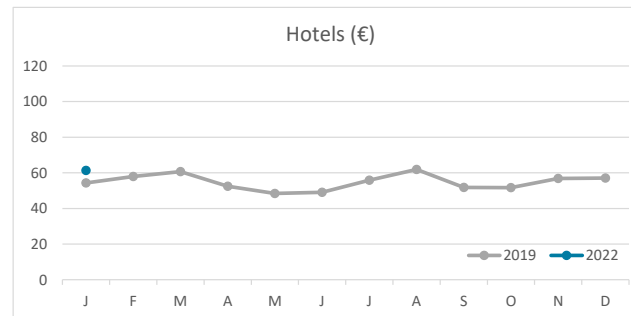
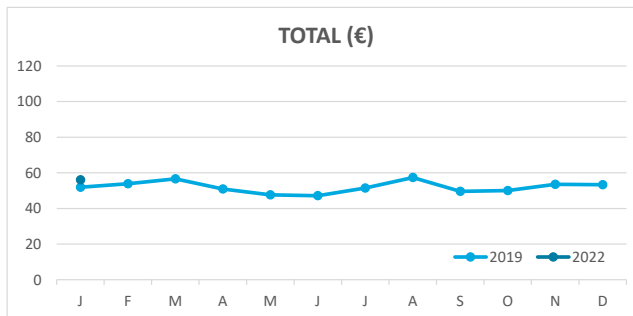
LA PALMA (January 2022)



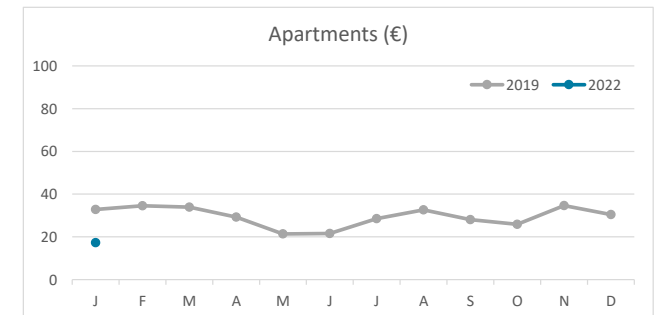
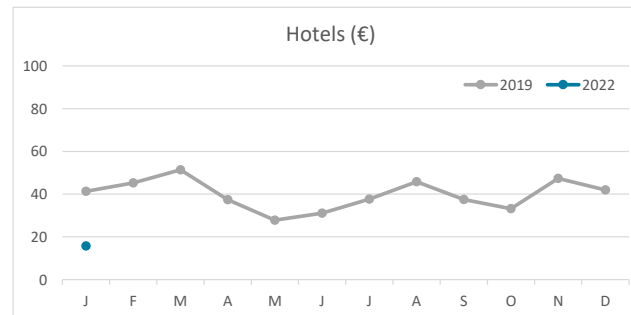
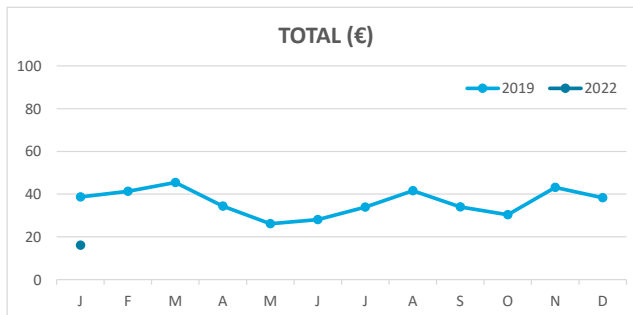
OCCUPANCY RATE PER ROOM / APARTMENT



ADR (Average Daily Rate)



REVPAR (Revenue Per Available Room)



Note: "Guests indicator" refers to number of guests checking in as new arrivals.
 Source: Encuestas de Alojamiento Turístico (ISTAC)