

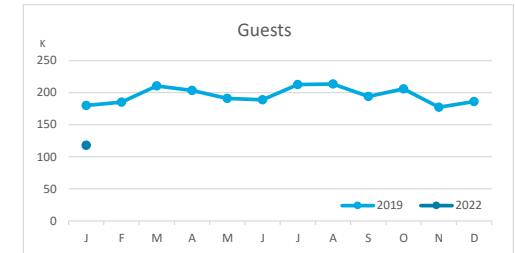
Main tourist accommodation indicators

LANZAROTE (January 2022)



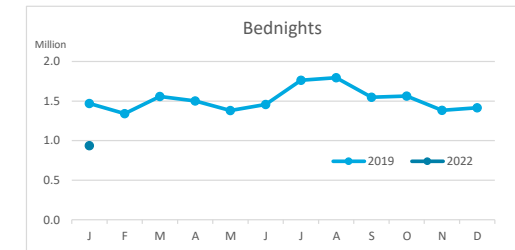
GUESTS BY ACCOMMODATION TYPE (*)

	Breakdown by accommodation type											
	TOTAL				Hotels				Apartments			
	Abroad	Mainland	Canary Islands	Total	Abroad	Mainland	Canary Islands	Total	Abroad	Mainland	Canary Islands	Total
January 19	164,350	10,594	5,079	180,023	108,406	9,404	3,519	121,329	55,944	1,190	1,560	58,694
January 22	99,488	12,886	5,543	117,917	68,040	10,580	3,560	82,180	31,448	2,306	1,983	35,737
Change	-64,862	2,292	464	-62,106	-40,366	1,176	41	-39,149	-24,496	1,116	423	-22,957
Change, %	-39.5%	21.6%	9.1%	-34.5%	-37.2%	12.5%	1.2%	-32.3%	-43.8%	93.8%	27.1%	-39.1%



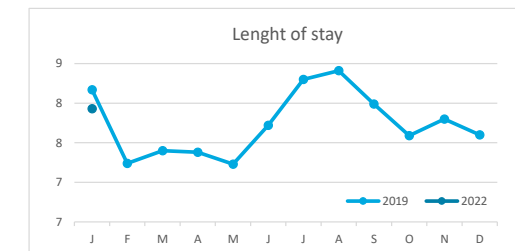
BEDNIGHTS

	Breakdown by accommodation type											
	TOTAL				Hotels				Apartments			
	Abroad	Mainland	Canary Islands	Total	Abroad	Mainland	Canary Islands	Total	Abroad	Mainland	Canary Islands	Total
January 19	1,386,437	60,471	23,053	1,469,961	846,985	50,675	13,002	910,662	539,452	9,796	10,051	559,299
January 22	838,302	68,830	27,994	935,126	539,161	53,079	15,040	607,280	299,141	15,751	12,954	327,846
Change	-548,135	8,359	4,941	-534,835	-307,824	2,404	2,038	-303,382	-240,311	5,955	2,903	-231,453
Change, %	-39.5%	13.8%	21.4%	-36.4%	-36.3%	4.7%	15.7%	-33.3%	-44.5%	60.8%	28.9%	-41.4%

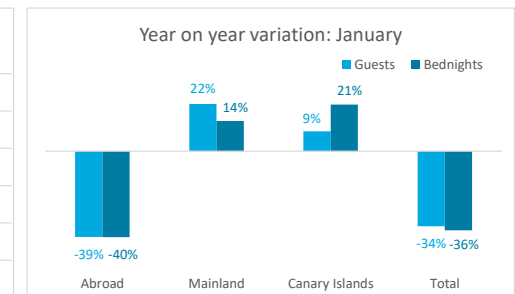
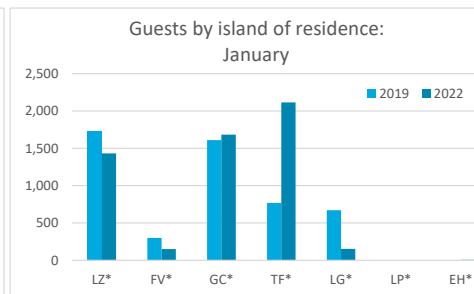
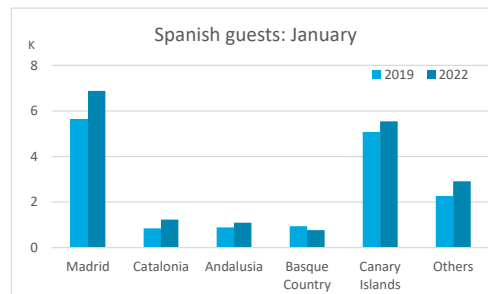
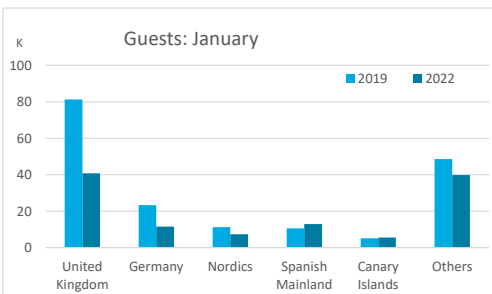


LENGHT OF STAY

	Breakdown by accommodation type											
	TOTAL				Hotels				Apartments			
	Abroad	Mainland	Canary Islands	Total	Abroad	Mainland	Canary Islands	Total	Abroad	Mainland	Canary Islands	Total
January 19	8.4	5.7	4.5	8.2	7.8	5.4	3.7	7.5	9.6	8.2	6.4	9.5
January 22	8.4	5.3	5.1	7.9	7.9	5.0	4.2	7.4	9.5	6.8	6.5	9.2
Change	0.0	-0.4	0.5	-0.2	0.1	-0.4	0.5	-0.1	-0.1	-1.4	0.1	-0.4



GUESTS AND BEDNIGHTS BY PLACE OF RESIDENCE



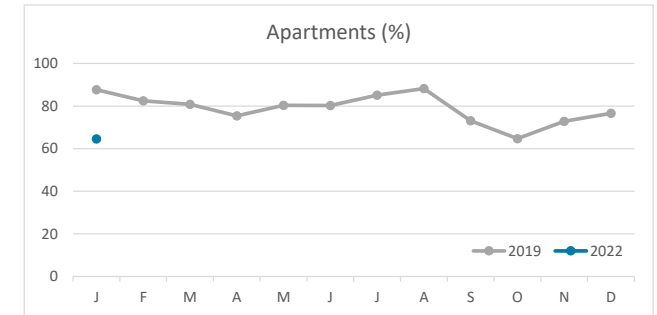
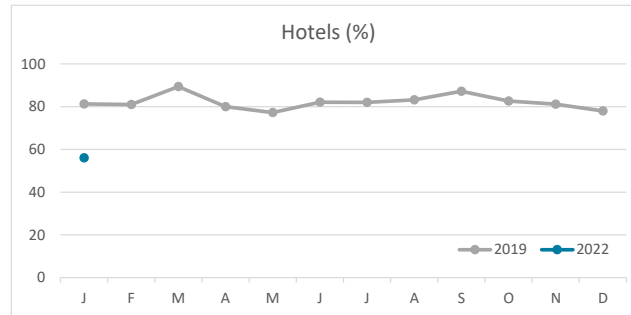
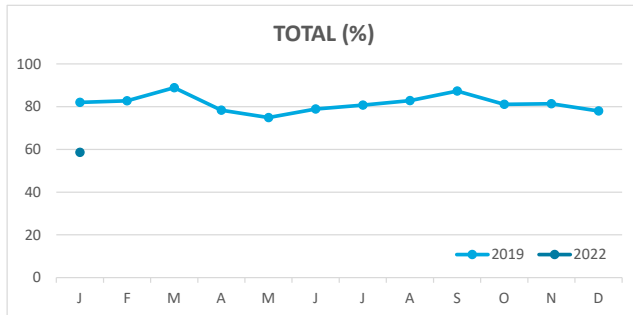
Note: LZ* (Lanzarote), FV* (Fuerteventura), GC* (Gran Canaria), TF* (Tenerife), LG* (La Gomera), LP* (La Palma) and EH* (El Hierro).
TOTAL does not coincide with the sum of hotel and non-hotel accommodations, since between April and July 2020 the breakdown by islands was not published.

Main tourist accommodation indicators

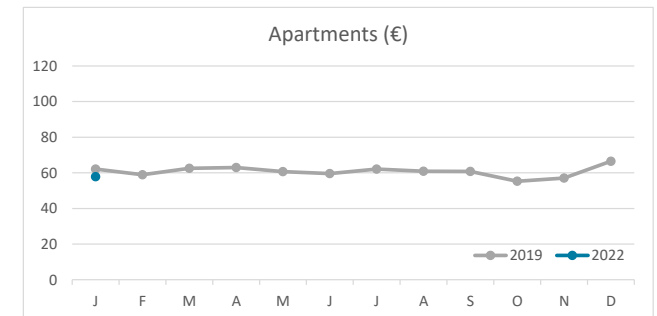
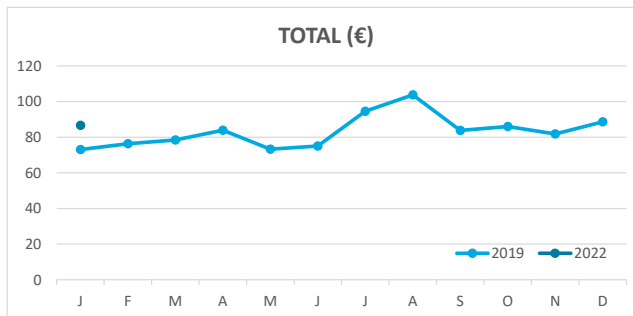
LANZAROTE (January 2022)



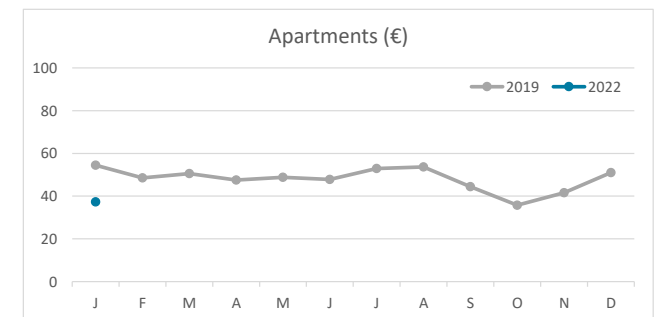
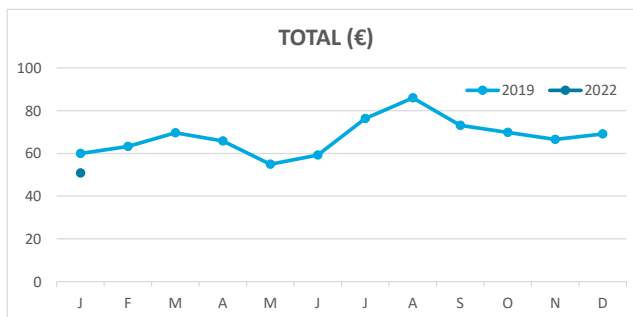
OCCUPANCY RATE PER ROOM / APARTMENT



ADR (Average Daily Rate)



REVPAR (Revenue Per Available Room)



Note: "Guests indicator" refers to number of guests checking in as new arrivals.
 Source: Encuestas de Alojamiento Turístico (ISTAC)