

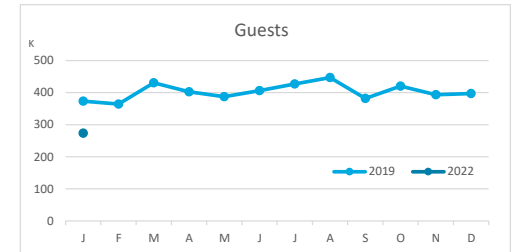
Main tourist accommodation indicators

TENERIFE (January 2022)



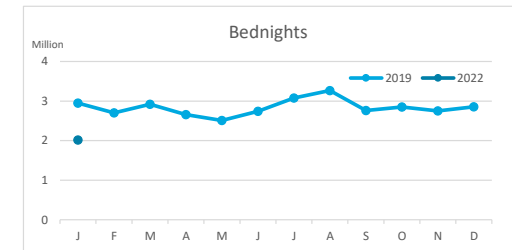
GUESTS BY ACCOMMODATION TYPE (*)

	Breakdown by accommodation type											
	TOTAL				Hotels				Apartments			
	Abroad	Mainland	Canary Islands	Total	Abroad	Mainland	Canary Islands	Total	Abroad	Mainland	Canary Islands	Total
January 19	325,245	31,420	16,652	373,317	233,139	28,721	14,226	276,086	92,106	2,699	2,426	97,231
January 22	231,945	24,740	17,032	273,717	174,501	22,652	14,569	211,722	57,444	2,088	2,463	61,995
Change	-93,300	-6,680	380	-99,600	-58,638	-6,069	343	-64,364	-34,662	-611	37	-35,236
Change, %	-28.7%	-21.3%	2.3%	-26.7%	-25.2%	-21.1%	2.4%	-23.3%	-37.6%	-22.6%	1.5%	-36.2%



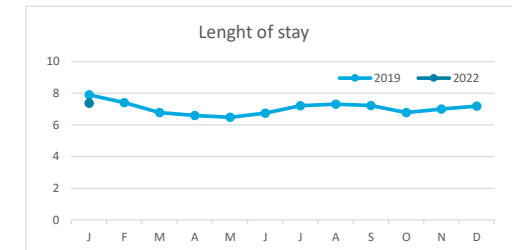
BEDNIGHTS

	Breakdown by accommodation type											
	TOTAL				Hotels				Apartments			
	Abroad	Mainland	Canary Islands	Total	Abroad	Mainland	Canary Islands	Total	Abroad	Mainland	Canary Islands	Total
January 19	2,712,602	176,205	59,187	2,947,994	1,847,826	161,201	46,013	2,055,040	864,776	15,004	13,174	892,954
January 22	1,828,321	129,562	59,719	2,017,602	1,314,767	118,091	49,274	1,482,132	513,554	11,471	10,445	535,470
Change	-884,281	-46,643	532	-930,392	-533,059	-43,110	3,261	-572,908	-351,222	-3,533	-2,729	-357,484
Change, %	-32.6%	-26.5%	0.9%	-31.6%	-28.8%	-26.7%	7.1%	-27.9%	-40.6%	-23.5%	-20.7%	-40.0%

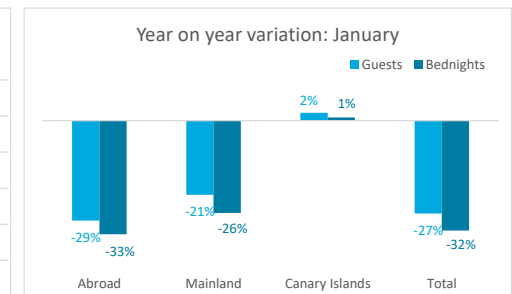
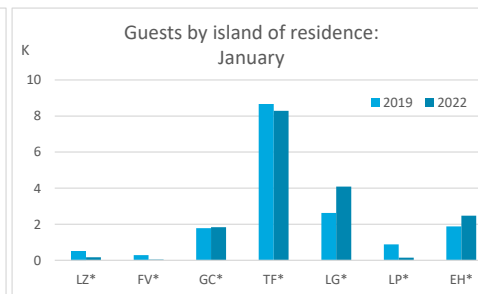
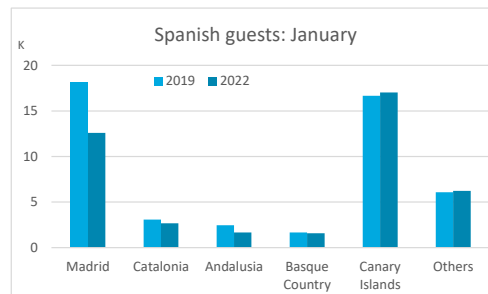
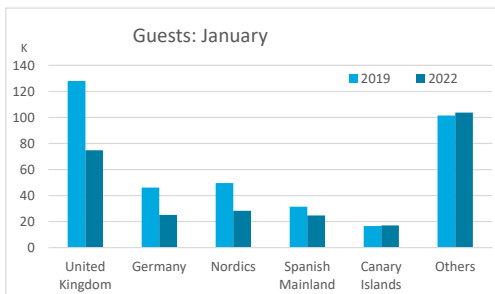


LENGHT OF STAY

	Breakdown by accommodation type											
	TOTAL				Hotels				Apartments			
	Abroad	Mainland	Canary Islands	Total	Abroad	Mainland	Canary Islands	Total	Abroad	Mainland	Canary Islands	Total
January 19	8.3	5.6	3.6	7.9	7.9	5.6	3.2	7.4	9.4	5.6	5.4	9.2
January 22	7.9	5.2	3.5	7.4	7.5	5.2	3.4	7.0	8.9	5.5	4.2	8.6
Change	-0.5	-0.4	0.0	-0.5	-0.4	-0.4	0.1	-0.4	-0.4	-0.1	-1.2	-0.5



GUESTS AND BEDNIGHTS BY PLACE OF RESIDENCE



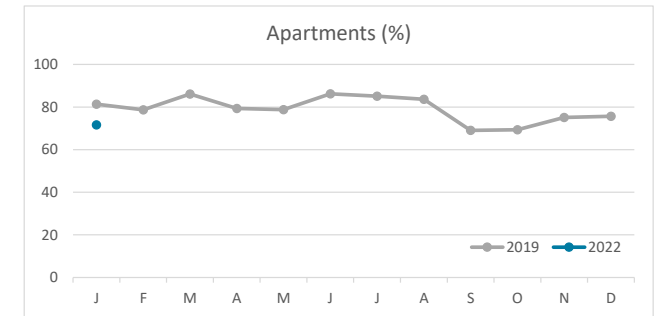
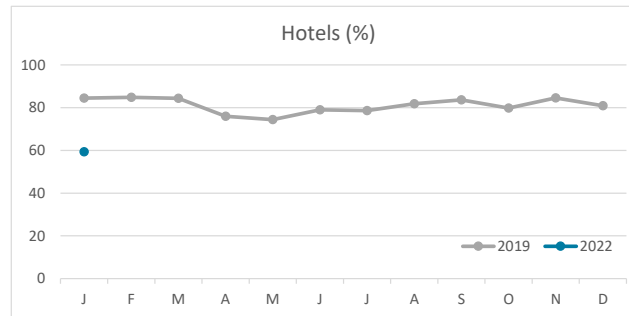
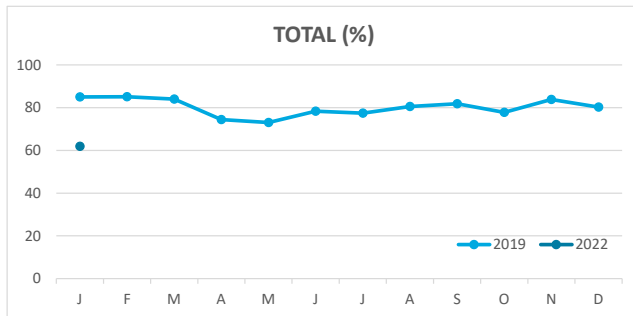
Note: LZ* (Lanzarote), FV* (Fuerteventura), GC* (Gran Canaria), TF* (Tenerife), LG* (La Gomera), LP* (La Palma) and EH* (El Hierro).
TOTAL does not coincide with the sum of hotel and non-hotel accommodations, since between April and July 2020 the breakdown by islands was not published.

Main tourist accommodation indicators

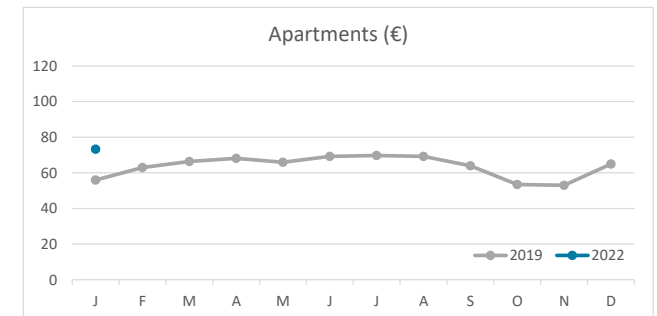
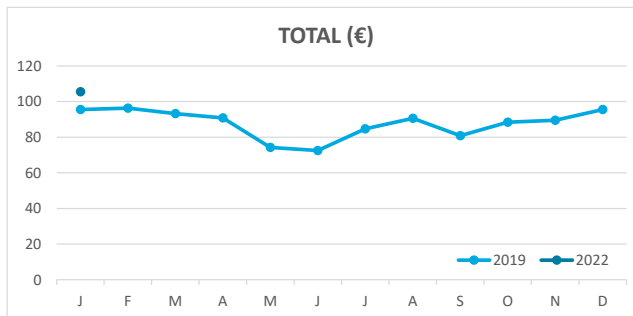
TENERIFE (January 2022)



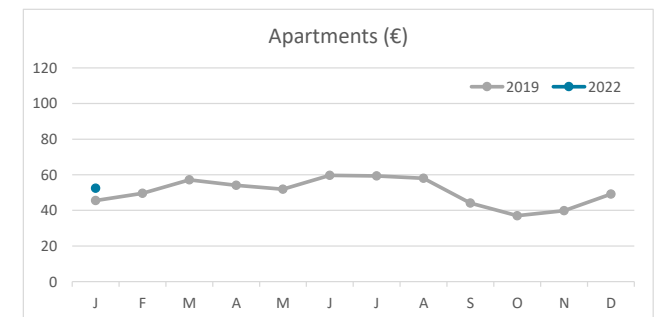
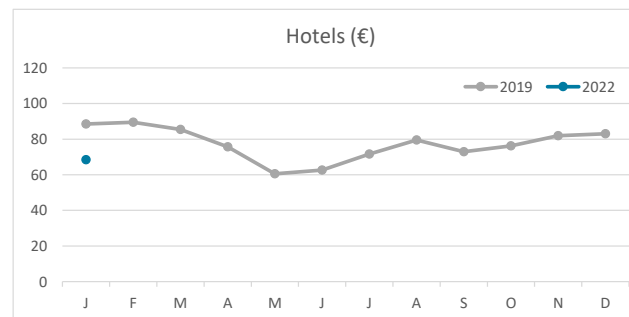
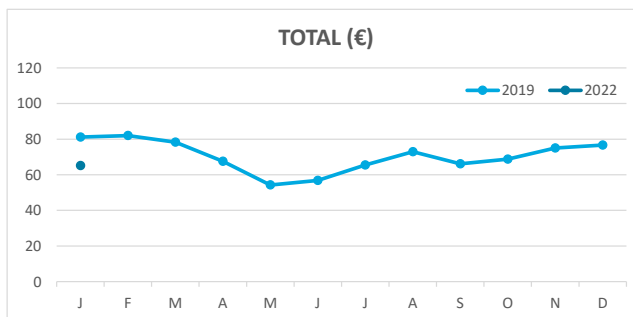
OCCUPANCY RATE PER ROOM / APARTMENT



ADR (Average Daily Rate)



REVPAR (Revenue Per Available Room)



Note: "Guests indicator" refers to number of guests checking in as new arrivals.
 Source: Encuestas de Alojamiento Turístico (ISTAC)