


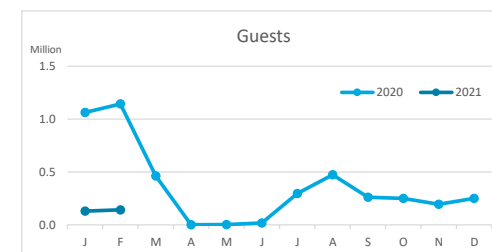
Main tourist accommodation indicators

CANARY ISLANDS (January - February 2021)



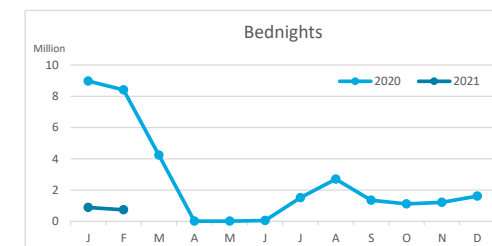
GUESTS BY ACCOMMODATION TYPE (*)

	TOTAL				Breakdown by accommodation type							
					Hotels				Apartments			
	Abroad	Mainland	Canary Islands	Total	Abroad	Mainland	Canary Islands	Total	Abroad	Mainland	Canary Islands	Total
Jan-Feb20	1,879,634	185,116	142,296	2,207,046	1,356,305	152,442	101,738	1,610,485	523,329	32,674	40,558	596,561
Jan-Feb21	140,221	41,767	89,890	271,878	106,220	37,004	68,816	212,040	34,001	4,763	21,074	59,838
Change	-1,739,413	-143,349	-52,406	-1,935,168	-1,250,085	-115,438	-32,922	-1,398,445	-489,328	-27,911	-19,484	-536,723
Change, %	-92.5%	-77.4%	-36.8%	-87.7%	-92.2%	-75.7%	-32.4%	-86.8%	-93.5%	-85.4%	-48.0%	-90.0%



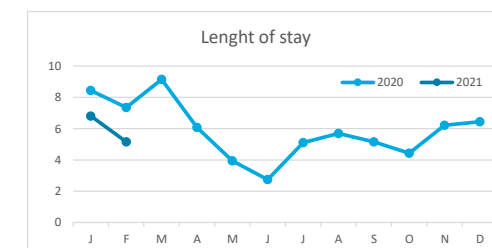
BEDNIGHTS

	TOTAL				Breakdown by accommodation type							
					Hotels				Apartments			
	Abroad	Mainland	Canary Islands	Total	Abroad	Mainland	Canary Islands	Total	Abroad	Mainland	Canary Islands	Total
Jan-Feb20	15,916,518	973,792	485,433	17,375,743	10,510,339	743,208	277,682	11,531,229	5,406,179	230,584	207,751	5,844,514
Jan-Feb21	1,161,385	173,812	282,199	1,617,396	823,986	148,875	210,647	1,183,508	337,399	24,937	71,552	433,888
Change	-14,755,133	-799,980	-203,234	-15,758,347	-9,686,353	-594,333	-67,035	-10,347,721	-5,068,780	-205,647	-136,199	-5,410,626
Change, %	-92.7%	-82.2%	-41.9%	-90.7%	-92.2%	-80.0%	-24.1%	-89.7%	-93.8%	-89.2%	-65.6%	-92.6%

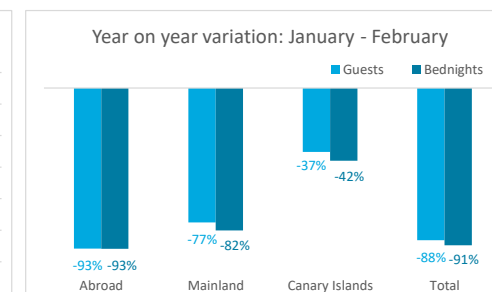
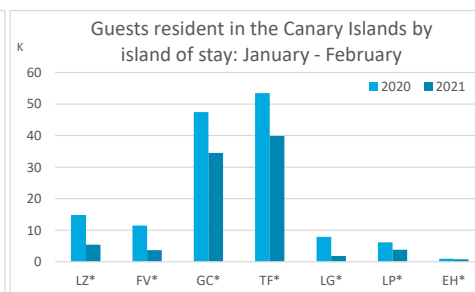
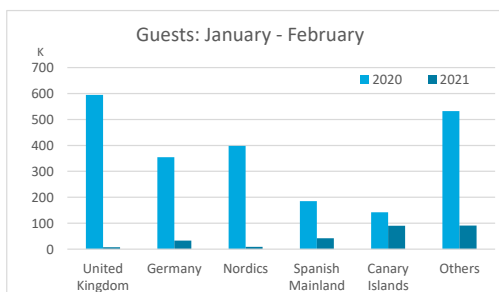


LENGHT OF STAY

	TOTAL				Breakdown by accommodation type							
					Hotels				Apartments			
	Abroad	Mainland	Canary Islands	Total	Abroad	Mainland	Canary Islands	Total	Abroad	Mainland	Canary Islands	Total
Jan-Feb20	8.5	5.3	3.4	7.9	7.7	4.9	2.7	7.2	10.3	7.1	5.1	9.8
Jan-Feb21	8.3	4.2	3.1	5.9	7.8	4.0	3.1	5.6	9.9	5.2	3.4	7.3
Change	-0.2	-1.1	-0.3	-1.9	0.0	-0.9	0.3	-1.6	-0.4	-1.8	-1.7	-2.5




GUESTS AND BEDNIGHTS BY PLACE OF RESIDENCE



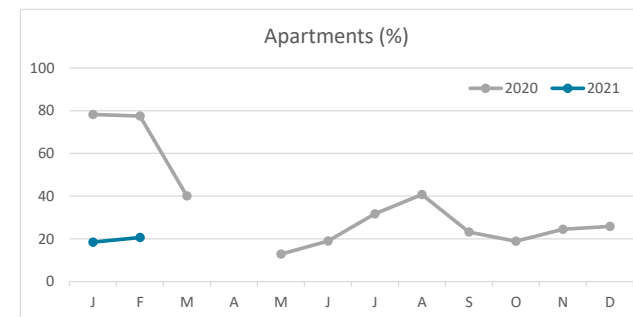
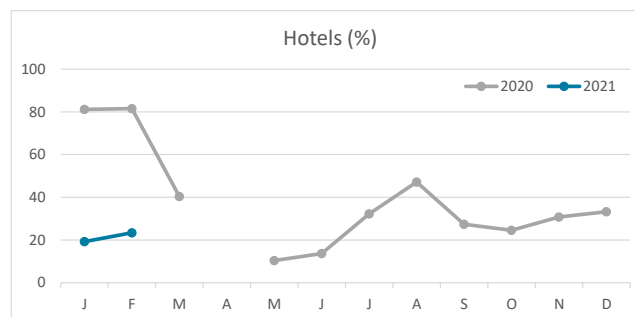
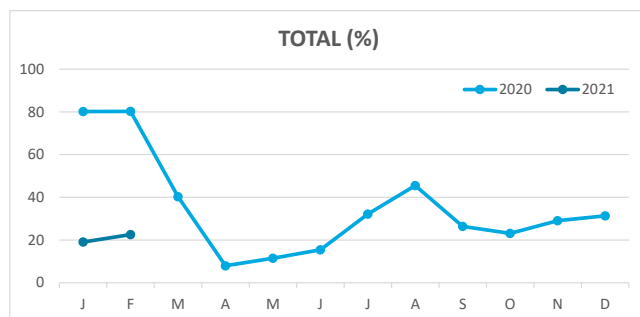
Note: LZ* (Lanzarote), FV* (Fuerteventura), GC* (Gran Canaria), TF* (Tenerife), LG* (La Gomera), LP* (La Palma) and EH* (El Hierro).
TOTAL does not coincide with the sum of hotel and non-hotel accommodations, since only aggregate data was published in April 2020.

Main tourist accommodation indicators

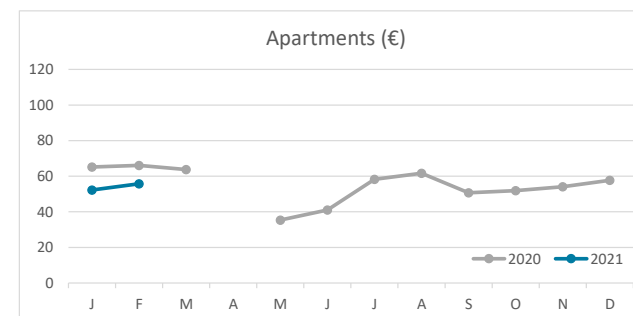
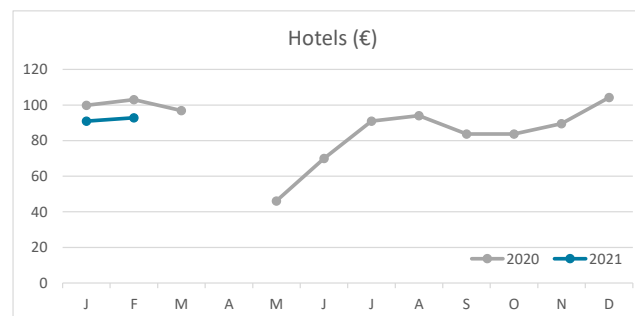
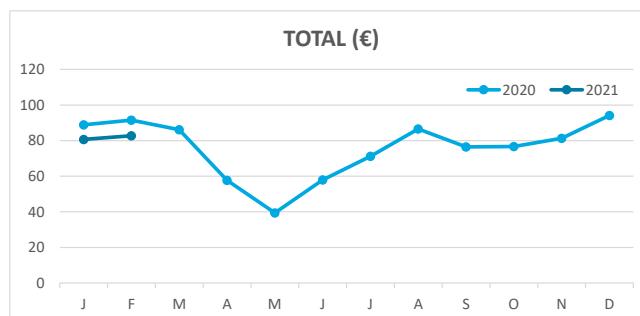
CANARY ISLANDS (January - February 2021)



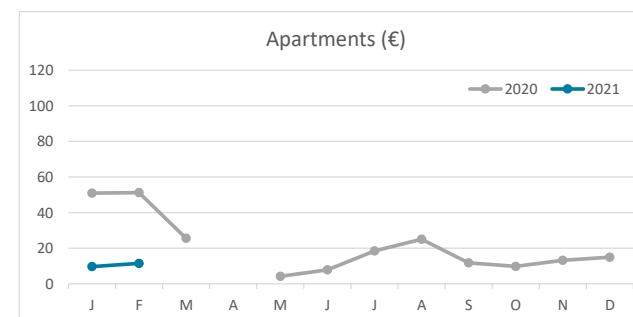
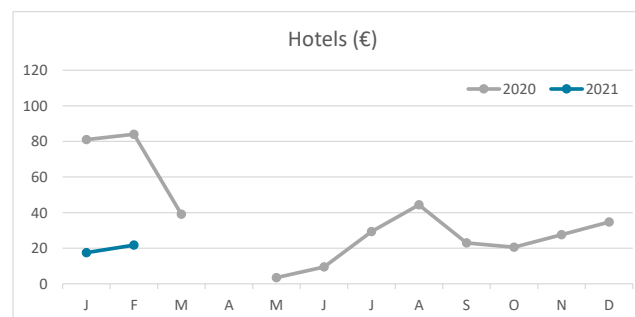
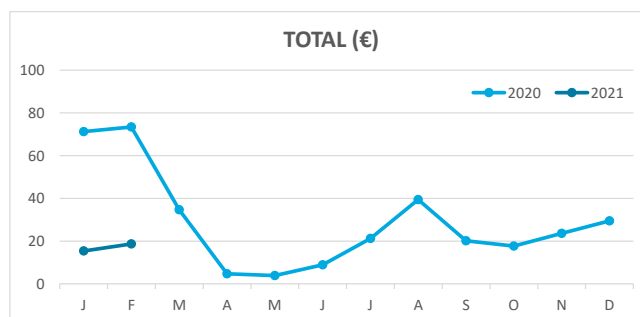
OCCUPANCY RATE PER ROOM / APARTMENT



ADR (Average Daily Rate)



REVPAR (Revenue Per Available Room)



Note: "Guests indicator" refers to number of guests checking in as new arrivals.
Source: Encuestas de Alojamiento Turístico (ISTAC)