

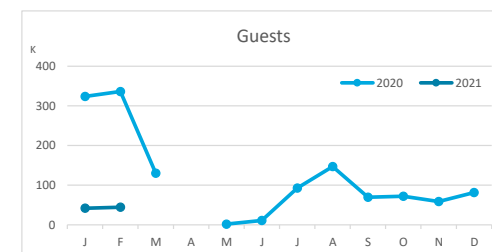
Main tourist accommodation indicators

GRAN CANARIA (January - February 2021)



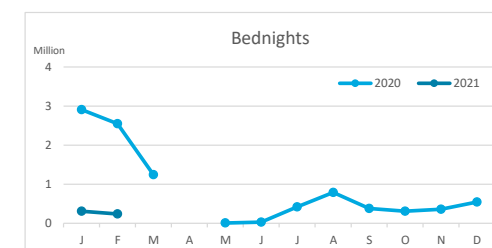
GUESTS BY ACCOMMODATION TYPE (*)

	TOTAL				Breakdown by accommodation type							
	Abroad	Mainland	Canary Islands	Total	Hotels				Apartments			
	Abroad	Mainland	Canary Islands	Total	Abroad	Mainland	Canary Islands	Total	Abroad	Mainland	Canary Islands	Total
Jan-Feb20	553,435	59,494	47,475	660,404	379,321	45,028	31,993	456,342	174,114	14,466	15,482	204,062
Jan-Feb21	37,581	14,193	34,517	86,291	29,146	12,860	27,633	69,639	8,435	1,333	6,884	16,652
Change	-515,854	-45,301	-12,958	-574,113	-350,175	-32,168	-4,360	-386,703	-165,679	-13,133	-8,598	-187,410
Change, %	-93.2%	-76.1%	-27.3%	-86.9%	-92.3%	-71.4%	-13.6%	-84.7%	-95.2%	-90.8%	-55.5%	-91.8%



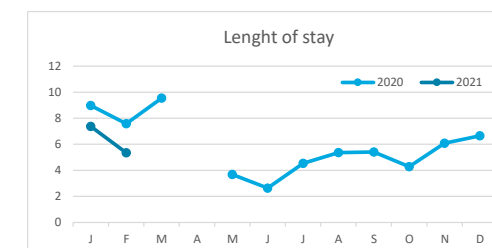
BEDNIGHTS

	TOTAL				Breakdown by accommodation type							
	Abroad	Mainland	Canary Islands	Total	Hotels				Apartments			
	Abroad	Mainland	Canary Islands	Total	Abroad	Mainland	Canary Islands	Total	Abroad	Mainland	Canary Islands	Total
Jan-Feb20	4,984,661	292,312	180,927	5,457,900	3,010,426	181,029	102,393	3,293,848	1,974,235	111,283	78,534	2,164,052
Jan-Feb21	347,792	55,265	143,127	546,184	244,203	48,545	117,041	409,789	103,589	6,720	26,086	136,395
Change	-4,636,869	-237,047	-37,800	-4,911,716	-2,766,223	-132,484	14,648	-2,884,059	-1,870,646	-104,563	-52,448	-2,027,657
Change, %	-93.0%	-81.1%	-20.9%	-90.0%	-91.9%	-73.2%	14.3%	-87.6%	-94.8%	-94.0%	-66.8%	-93.7%

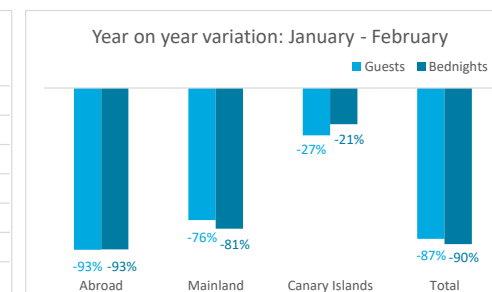
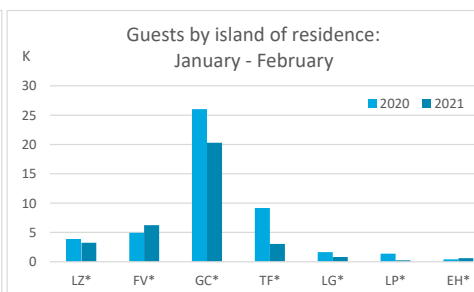
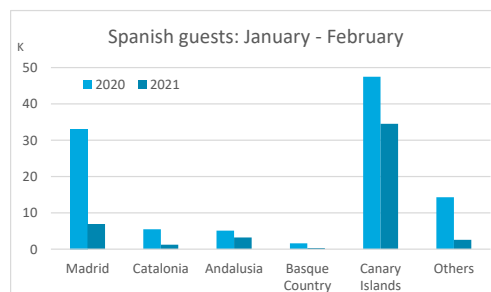
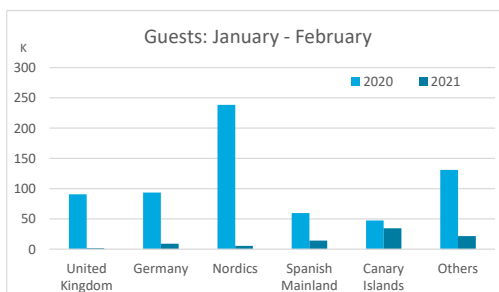


LENGHT OF STAY

	TOTAL				Breakdown by accommodation type							
	Abroad	Mainland	Canary Islands	Total	Hotels				Apartments			
	Abroad	Mainland	Canary Islands	Total	Abroad	Mainland	Canary Islands	Total	Abroad	Mainland	Canary Islands	Total
Jan-Feb20	9.0	4.9	3.8	8.3	7.9	4.0	3.2	7.2	11.3	7.7	5.1	10.6
Jan-Feb21	9.3	3.9	4.1	6.3	8.4	3.8	4.2	5.9	12.3	5.0	3.8	8.2
Change	0.2	-1.0	0.3	-1.9	0.4	-0.2	1.0	-1.3	0.9	-2.7	-1.3	-2.4




GUESTS AND BEDNIGHTS BY PLACE OF RESIDENCE



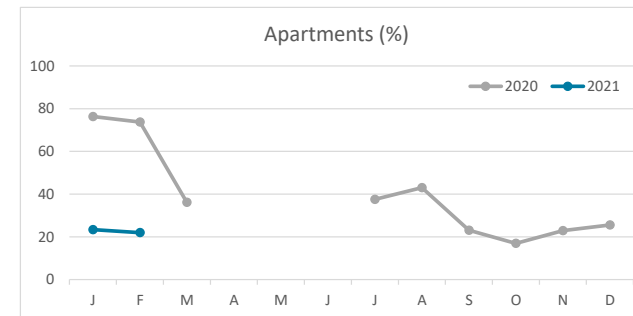
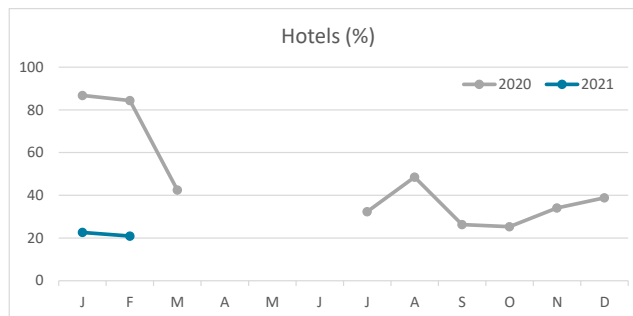
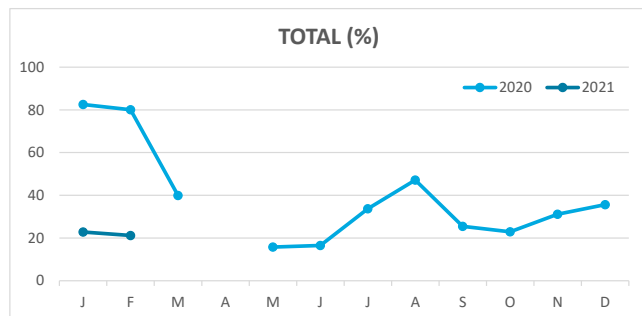
Note: LZ* (Lanzarote), FV* (Fuerteventura), GC* (Gran Canaria), TF* (Tenerife), LG* (La Gomera), LP* (La Palma) and EH* (El Hierro).
TOTAL does not coincide with the sum of hotel and non-hotel accommodations, since between April and June 2020 the breakdown by islands was not published.

Main tourist accommodation indicators

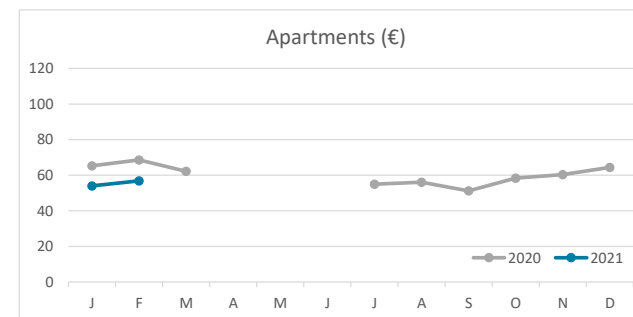
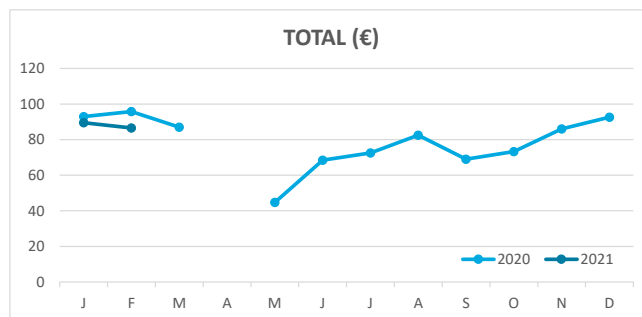
GRAN CANARIA (January - February 2021)



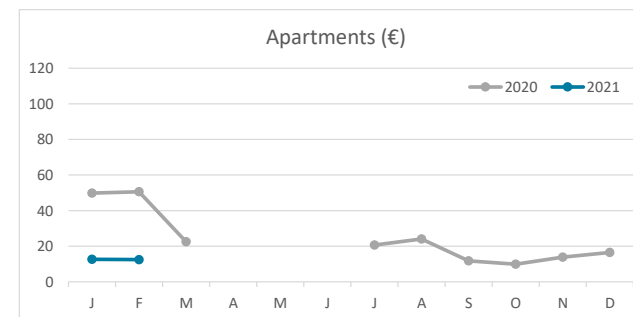
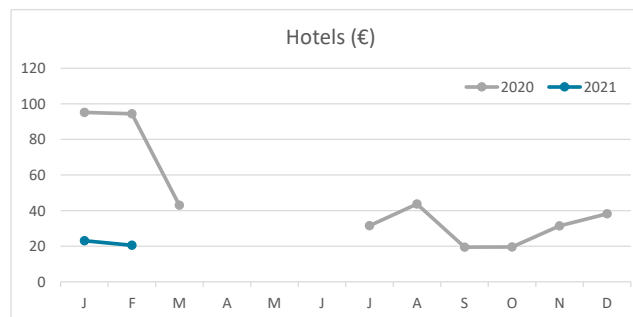
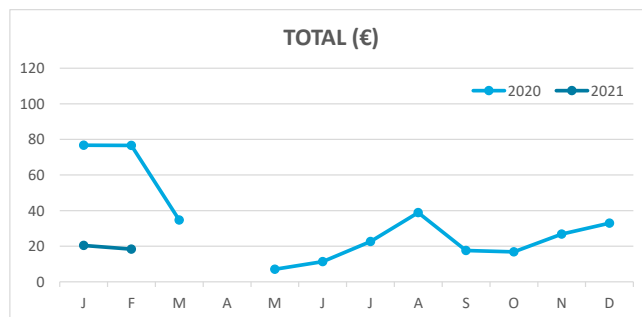
OCCUPANCY RATE PER ROOM / APARTMENT



ADR (Average Daily Rate)



REVPAR (Revenue Per Available Room)



Note: "Guests indicator" refers to number of guests checking in as new arrivals.
Source: Encuestas de Alojamiento Turístico (ISTAC)