


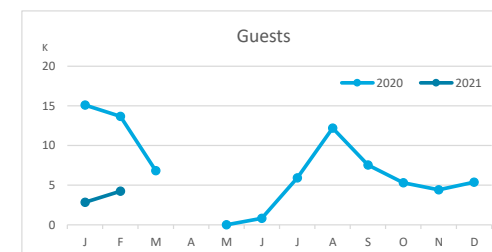
Main tourist accommodation indicators

LA GOMERA (January - February 2021)



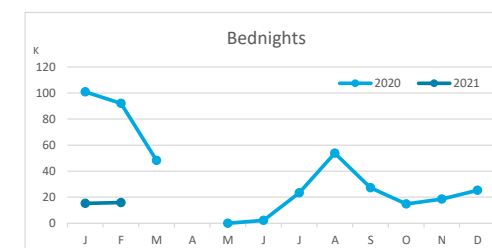
GUESTS BY ACCOMMODATION TYPE (*)

	TOTAL				Breakdown by accommodation type							
	Abroad	Mainland	Canary Islands	Total	Hotels				Apartments			
	Abroad	Mainland	Canary Islands	Total	Abroad	Mainland	Canary Islands	Total	Abroad	Mainland	Canary Islands	Total
Jan-Feb20	21,255	1,373	6,161	28,789	12,940	1,003	3,850	17,793	8,315	370	2,311	10,996
Jan-Feb21	2,806	469	3,810	7,085	1,720	296	2,551	4,567	1,086	173	1,259	2,518
Change	-18,449	-904	-2,351	-21,704	-11,220	-707	-1,299	-13,226	-7,229	-197	-1,052	-8,478
Change, %	-86.8%	-65.8%	-38.2%	-75.4%	-86.7%	-70.5%	-33.7%	-74.3%	-86.9%	-53.2%	-45.5%	-77.1%



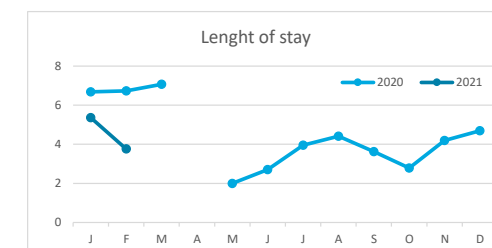
BEDNIGHTS

	TOTAL				Breakdown by accommodation type							
	Abroad	Mainland	Canary Islands	Total	Hotels				Apartments			
	Abroad	Mainland	Canary Islands	Total	Abroad	Mainland	Canary Islands	Total	Abroad	Mainland	Canary Islands	Total
Jan-Feb20	176,705	3,099	13,139	192,943	87,374	1,956	7,298	96,628	89,331	1,143	5,841	96,315
Jan-Feb21	21,591	1,362	8,237	31,190	9,870	882	4,902	15,654	11,721	480	3,335	15,536
Change	-155,114	-1,737	-4,902	-161,753	-77,504	-1,074	-2,396	-80,974	-77,610	-663	-2,506	-80,779
Change, %	-87.8%	-56.1%	-37.3%	-83.8%	-88.7%	-54.9%	-32.8%	-83.8%	-86.9%	-58.0%	-42.9%	-83.9%

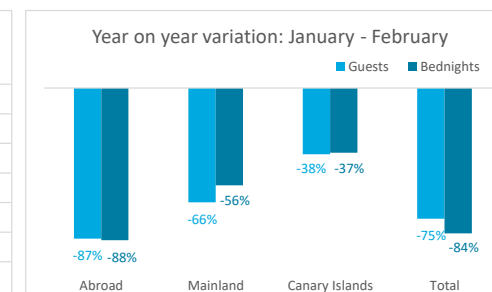
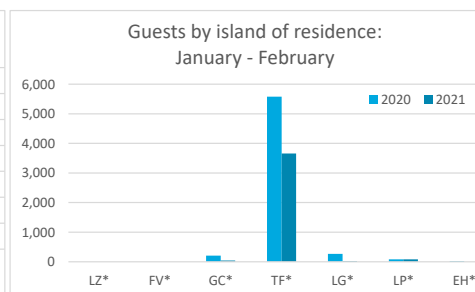
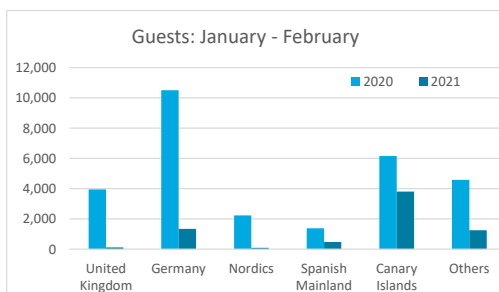


LENGHT OF STAY

	TOTAL				Breakdown by accommodation type							
	Abroad	Mainland	Canary Islands	Total	Hotels				Apartments			
	Abroad	Mainland	Canary Islands	Total	Abroad	Mainland	Canary Islands	Total	Abroad	Mainland	Canary Islands	Total
Jan-Feb20	8.3	2.3	2.1	6.7	6.8	2.0	1.9	5.4	10.7	3.1	2.5	8.8
Jan-Feb21	7.7	2.9	2.2	4.4	5.7	3.0	1.9	3.4	10.8	2.8	2.6	6.2
Change	-0.6	0.6	0.0	-2.3	-1.0	1.0	0.0	-2.0	0.0	-0.3	0.1	-2.6




GUESTS AND BEDNIGHTS BY PLACE OF RESIDENCE

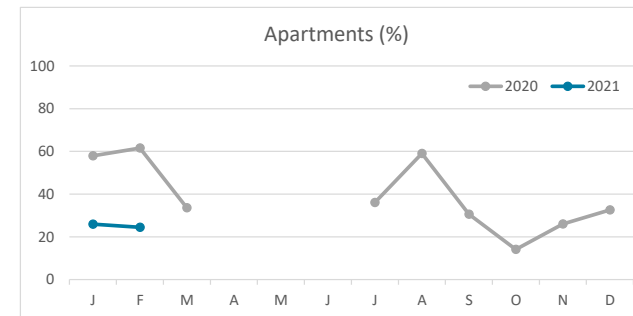
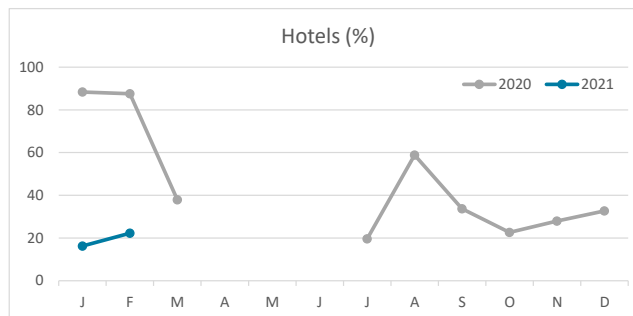
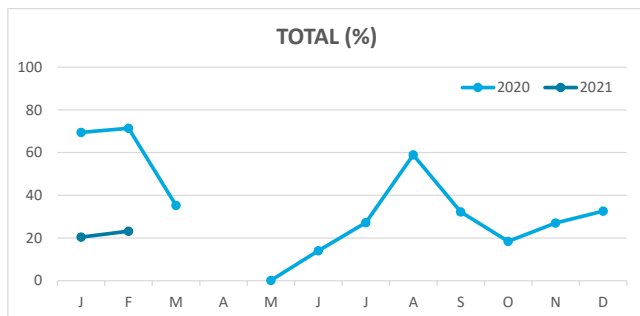


Note: LZ* (Lanzarote), FV* (Fuerteventura), GC* (Gran Canaria), TF* (Tenerife), LG* (La Gomera), LP* (La Palma) and EH* (El Hierro).
TOTAL does not coincide with the sum of hotel and non-hotel accommodations, since between April and June 2020 the breakdown by islands was not published.

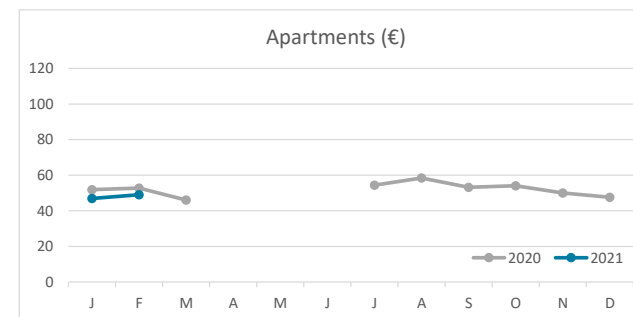
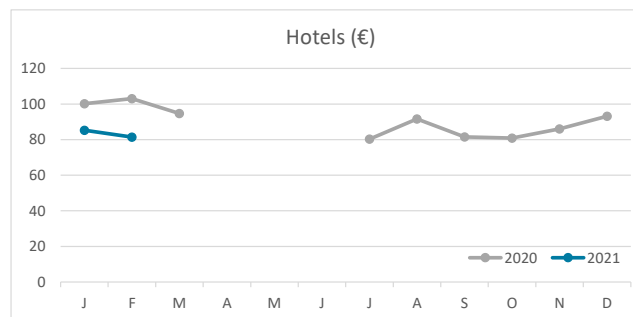
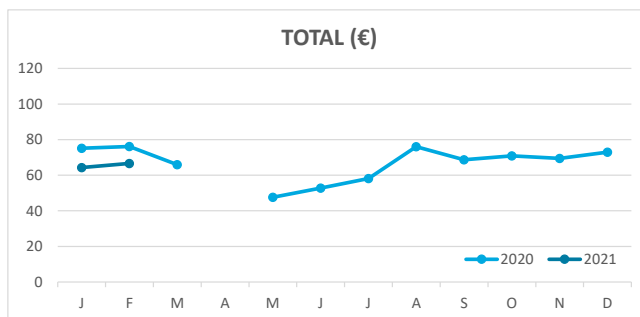
Main tourist accommodation indicators LA GOMERA (January - February 2021)



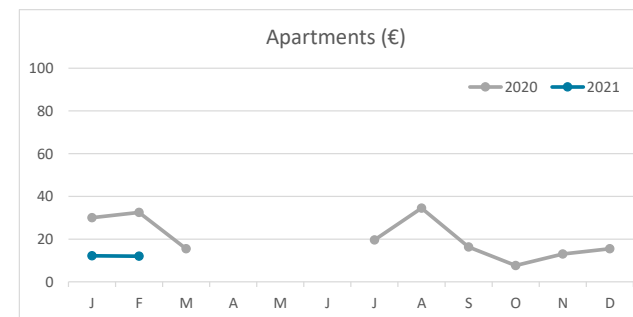
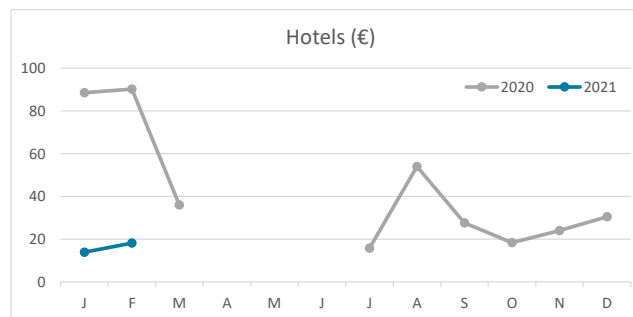
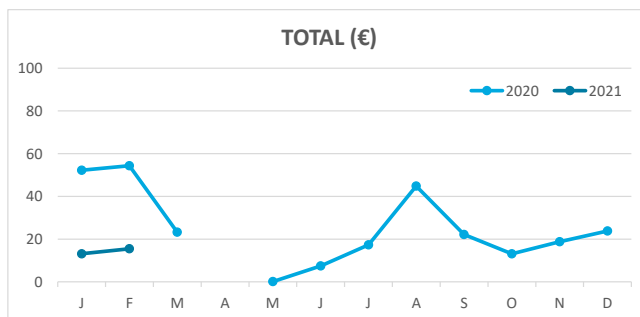
OCCUPANCY RATE PER ROOM / APARTMENT



ADR (Average Daily Rate)



REVPAR (Revenue Per Available Room)



Note: "Guests indicator" refers to number of guests checking in as new arrivals.
Source: Encuestas de Alojamiento Turístico (ISTAC)