

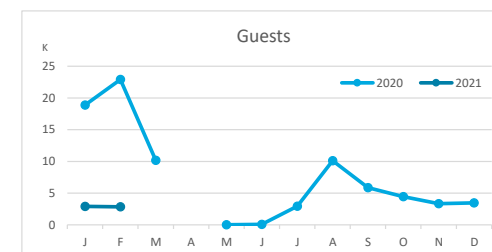
Main tourist accommodation indicators

LA PALMA (January - February 2021)



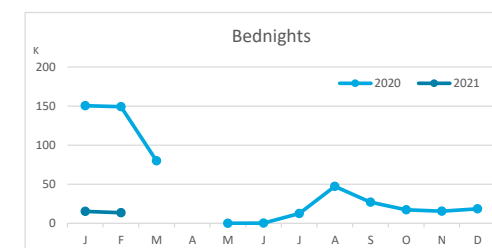
GUESTS BY ACCOMMODATION TYPE (*)

	TOTAL				Breakdown by accommodation type							
	Abroad	Mainland	Canary Islands	Total	Hotels				Apartments			
	Abroad	Mainland	Canary Islands	Total	Abroad	Mainland	Canary Islands	Total	Abroad	Mainland	Canary Islands	Total
Jan-Feb20	29,462	4,462	7,883	41,807	21,865	3,783	5,547	31,195	7,597	679	2,336	10,612
Jan-Feb21	2,031	1,927	1,795	5,753	1,225	1,693	1,010	3,928	806	234	785	1,825
Change	-27,431	-2,535	-6,088	-36,054	-20,640	-2,090	-4,537	-27,267	-6,791	-445	-1,551	-8,787
Change, %	-93.1%	-56.8%	-77.2%	-86.2%	-94.4%	-55.2%	-81.8%	-87.4%	-89.4%	-65.5%	-66.4%	-82.8%



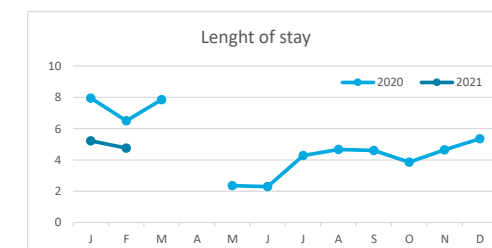
BEDNIGHTS

	TOTAL				Breakdown by accommodation type							
	Abroad	Mainland	Canary Islands	Total	Hotels				Apartments			
	Abroad	Mainland	Canary Islands	Total	Abroad	Mainland	Canary Islands	Total	Abroad	Mainland	Canary Islands	Total
Jan-Feb20	251,091	18,573	29,950	299,614	157,360	14,507	13,841	185,708	93,731	4,066	16,109	113,906
Jan-Feb21	16,366	6,508	5,844	28,718	4,944	5,181	2,140	12,265	11,422	1,327	3,704	16,453
Change	-234,725	-12,065	-24,106	-270,896	-152,416	-9,326	-11,701	-173,443	-82,309	-2,739	-12,405	-97,453
Change, %	-93.5%	-65.0%	-80.5%	-90.4%	-96.9%	-64.3%	-84.5%	-93.4%	-87.8%	-67.4%	-77.0%	-85.6%

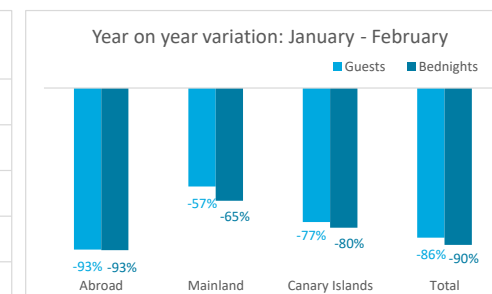
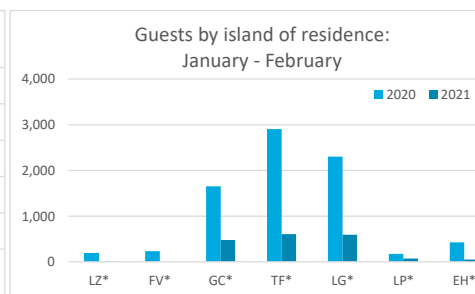
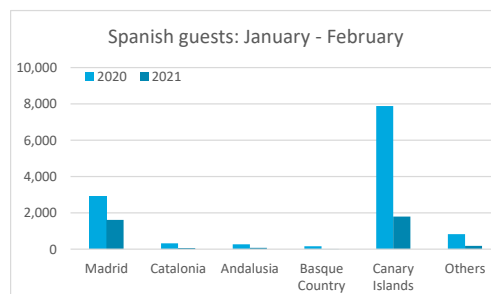
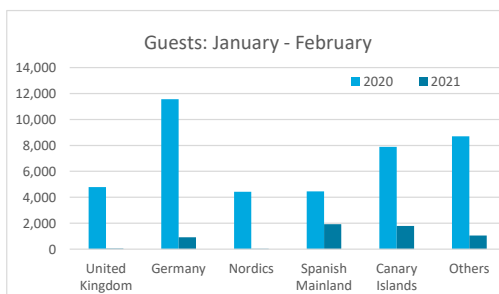


LENGHT OF STAY

	TOTAL				Breakdown by accommodation type							
	Abroad	Mainland	Canary Islands	Total	Hotels				Apartments			
	Abroad	Mainland	Canary Islands	Total	Abroad	Mainland	Canary Islands	Total	Abroad	Mainland	Canary Islands	Total
Jan-Feb20	8.5	4.2	3.8	7.2	7.2	3.8	2.5	6.0	12.3	6.0	6.9	10.7
Jan-Feb21	8.1	3.4	3.3	5.0	4.0	3.1	2.1	3.1	14.2	5.7	4.7	9.0
Change	-0.5	-0.8	-0.5	-2.2	-3.2	-0.8	-0.4	-2.8	1.8	-0.3	-2.2	-1.7



GUESTS AND BEDNIGHTS BY PLACE OF RESIDENCE



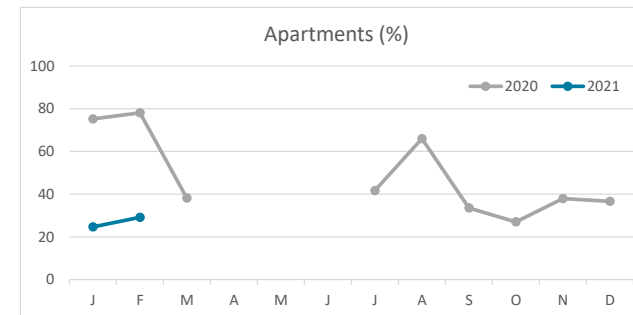
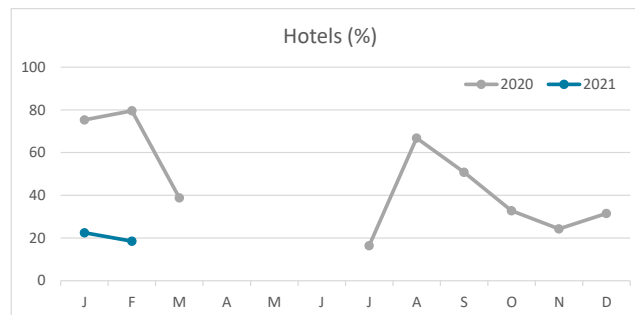
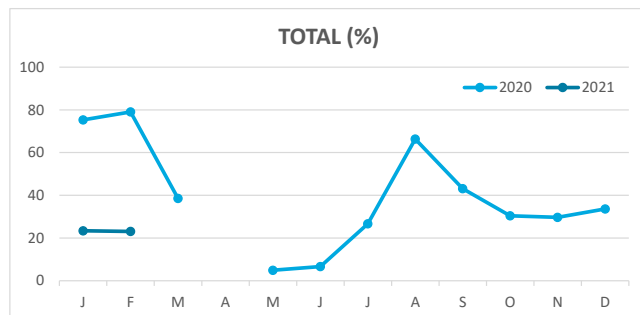
Note: LZ* (Lanzarote), FV* (Fuerteventura), GC* (Gran Canaria), TF* (Tenerife), LG* (La Gomera), LP* (La Palma) and EH* (El Hierro).
TOTAL does not coincide with the sum of hotel and non-hotel accommodations, since between April and June 2020 the breakdown by islands was not published.

Main tourist accommodation indicators

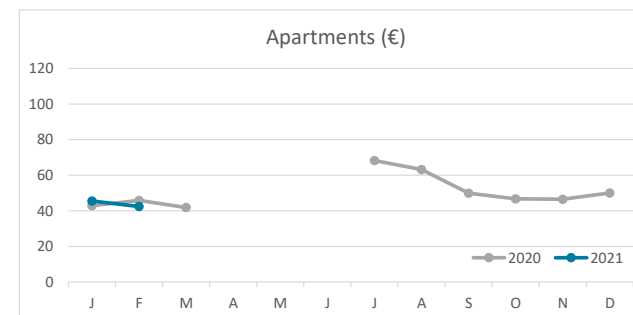
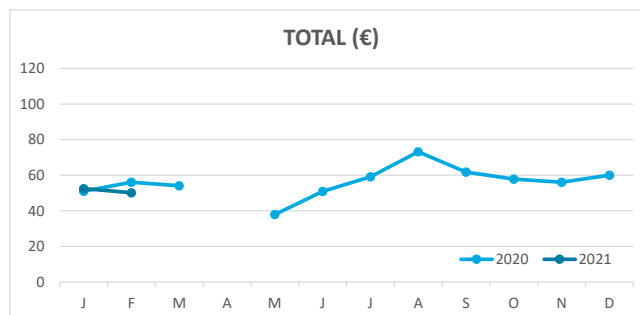
LA PALMA (January - February 2021)



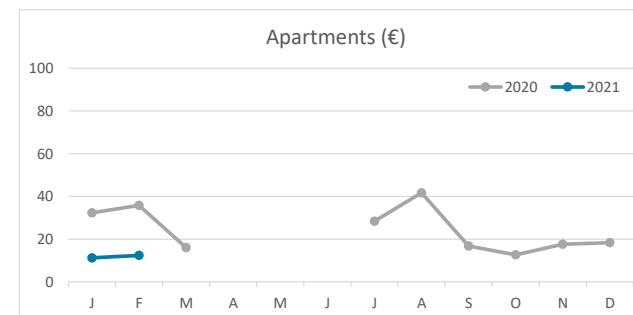
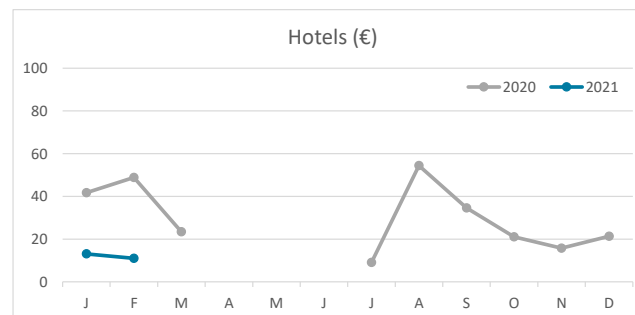
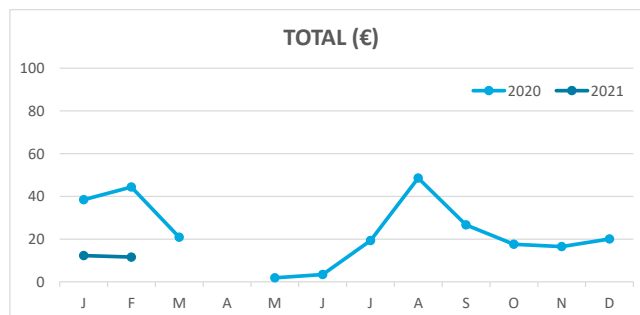
OCCUPANCY RATE PER ROOM / APARTMENT



ADR (Average Daily Rate)



REVPAR (Revenue Per Available Room)



Note: "Guests indicator" refers to number of guests checking in as new arrivals.
Source: Encuestas de Alojamiento Turístico (ISTAC)